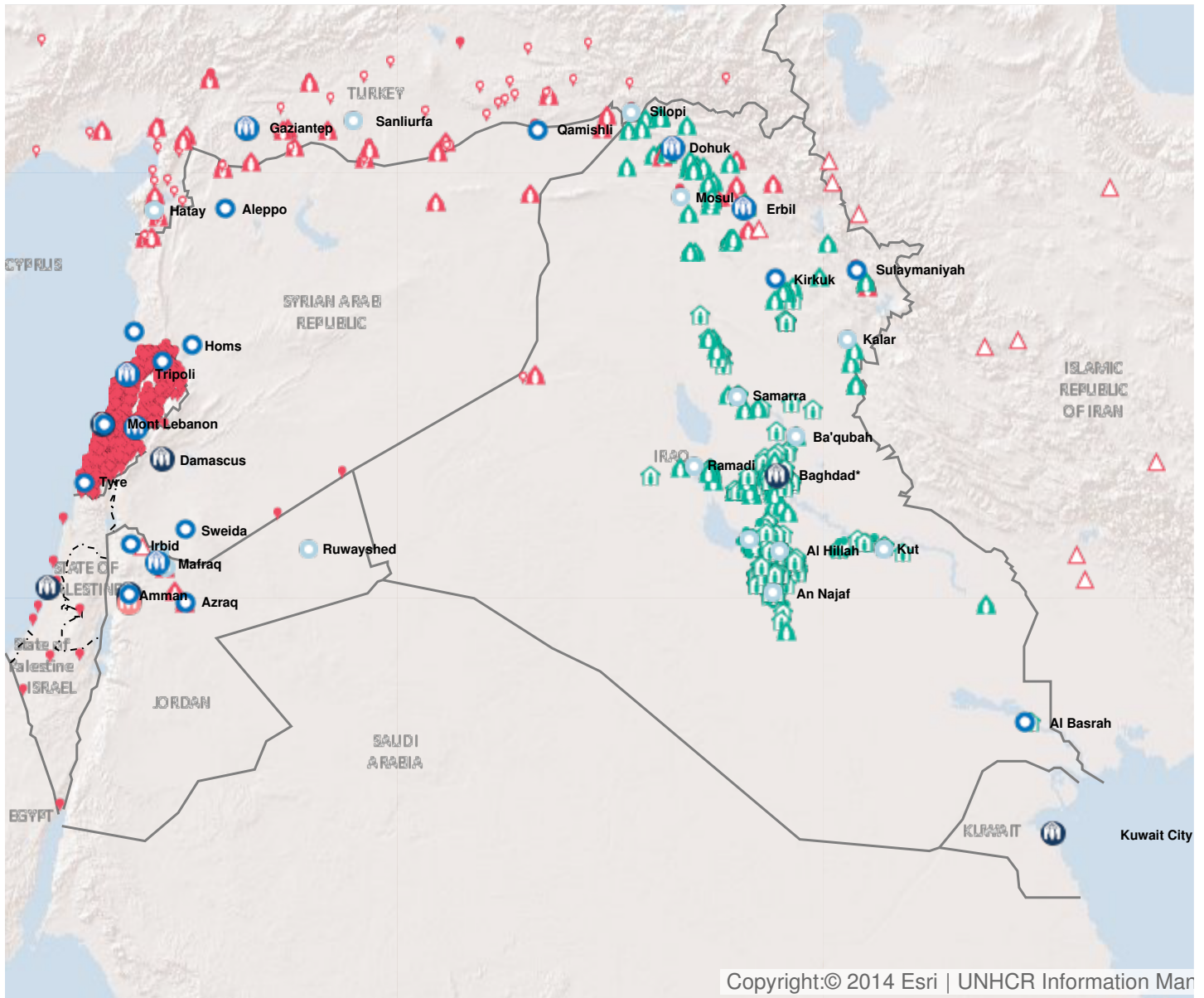


Operation: Iraq

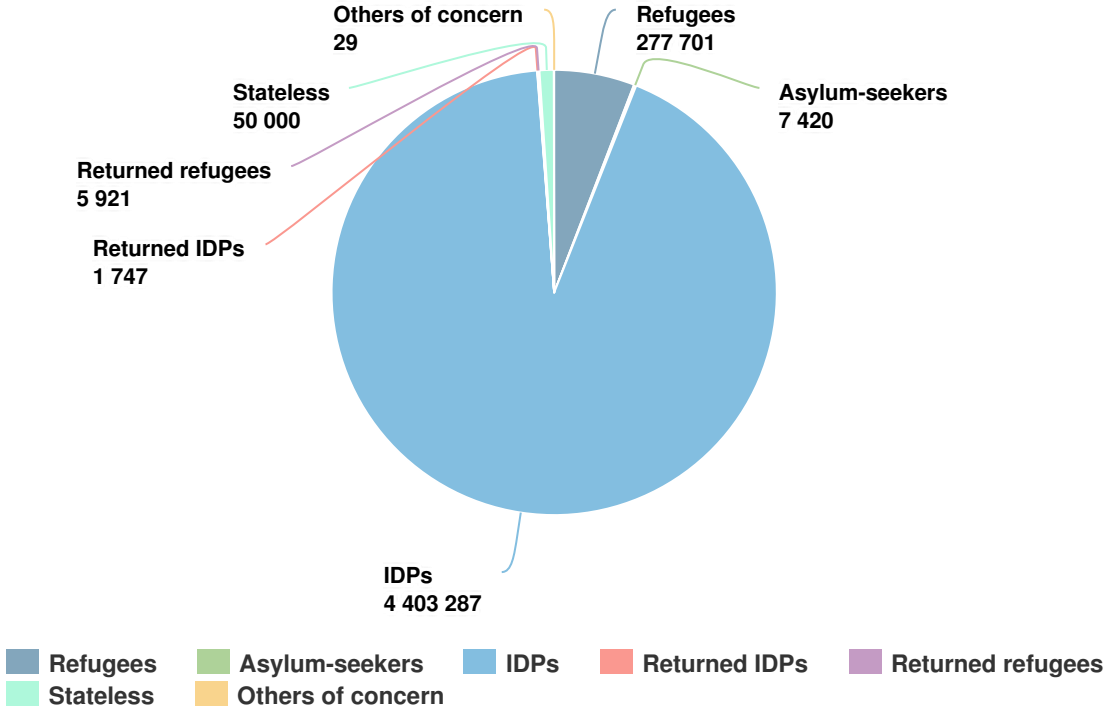


Latest update of camps and office locations **21 Nov 2016**.

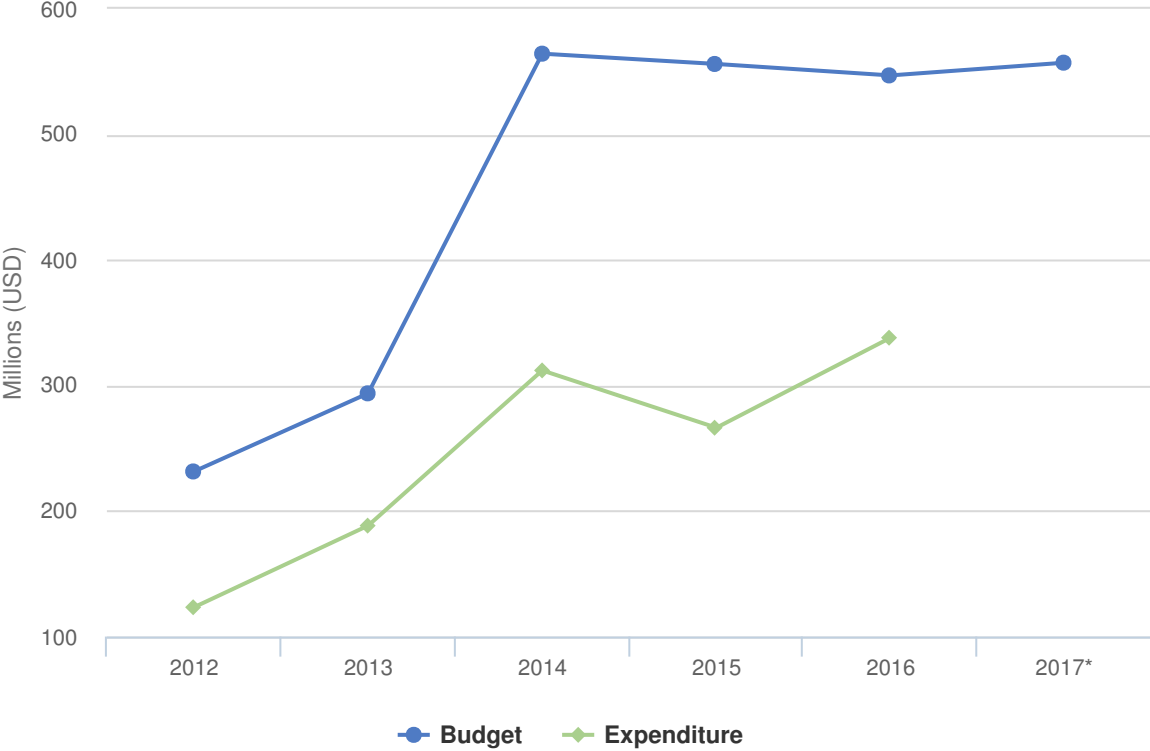
People of Concern

INCREASE IN 18% 2015

2015	4,746,105
2014	4,026,863
2013	1,450,568



Budgets and Expenditure for Iraq



Working environment

Military campaigns and other conflict caused large-scale internal displacement in 2016. The security and protection environment remained volatile, often creating mixed situations where new displacement occurred alongside IDP returns. UNHCR and partners expanded protection activities monitoring population movements and advocated for humanitarian and sensitive principles to be observed, even in times of crisis, for any returns to be voluntary and in safety and in dignity.

A limited number of Syrian refugees continued to arrive in the Kurdistan Region of Iraq (KR-I), though some spontaneous returns to Syria were also reported. Limited livelihood opportunities and the economic downturn in KR-I increased vulnerability among refugees.

Population trends

- Total number of displaced people in Iraq is 3 million (since 2014), of whom over 600,000 were displaced in 2016.
- More than 231,000 Syrian refugees registered in Iraq, 97 per cent of whom live in KR-I.
- More than 42,000 non-Syrian refugees and asylum-seekers in Iraq.
- An estimated 48,000 stateless people in Iraq.

Achievements and impact

- UNHCR increased its operational capacity in 2016 to address the humanitarian and protection needs of civilians fleeing from Mosul and surrounding areas.
- As part of the cluster coordination mechanism for the IDP response and in support of the Government, UNHCR continued to lead three clusters: protection; camp coordination and camp management (CCCM); and shelter/non-food items (NFI).
- UNHCR took an inclusive approach to leading the refugee response in support of the authorities, coordinating some 44 partners in implementing the Regional Refugee Resilience Plan (3RP) in Iraq.
- UNHCR and its partners reached an estimated 370,000 IDPs across Iraq through protection services, such as facilitating access to certificates and missing documents, and advocacy against arbitrary detention and evictions. IDPs without identification documents are often unable to register with the Government and have issues moving through checkpoints and receiving government benefits.
- UNHCR implemented 250 quick impact projects which benefit displaced and host communities to promote peaceful co-existence.
- UNHCR submitted the cases of 462 Syrian refugee families for resettlement.

Unmet needs

- Serious funding shortfalls created considerable gaps in the provision of protection and basic humanitarian assistance services for IDPs and refugees, including gaps in multi-purpose cash assistance (in light of the deteriorating socio-economic environment), food assistance (only available to camp residents), access to health services and medicine for chronic diseases, education (as the Ministry of Education is not able to cover the salaries of Syrian refugee teachers due to financial limitations), tertiary education and other educational opportunities targeting adolescents and youth.
- UNHCR had limited capacity to implement IDP returnee programmes and peaceful coexistence projects despite increasing demand due to the deterioration and lack of services in the areas of return.
- Due to limited funding, assistance for Syrian refugees was only targeted to people with specific needs and vulnerable families, despite the increasing number of Syrian refugees facing socio-economic constraints.

2016 Original Budget for Iraq | USD

The following table presents the original budget for this operation broken down at the objective level. Resource allocation at the objective level is subject to change during the course of the year as the operational situation evolves and priorities shift. The current budget by pillar, reflected in the bottom line of this table, is updated on a monthly basis and is replaced by the final budget at year-end.

	Pillar 1 Refugee programme	Pillar 2 Stateless programme	Pillar 3 Reintegration projects	Pillar 4 IDP projects	Total
Favourable Protection Environment					
International and regional instruments	0	118,848	0	0	118,848
Law and policy	0	73,848	0	1,512,099	1,585,947
Administrative Institutions and Practice	183,644	0	0	0	183,644
Legal remedies and legal assistance	1,719,375	0	3,213,482	16,352,099	21,284,957
Access to territory	303,644	0	0	0	303,644
Public attitudes towards persons of concern	285,644	0	0	0	285,644
Subtotal	2,492,309	192,696	3,213,482	17,864,199	23,762,685
Fair Protection Processes and Documentation					
Registration and profiling	2,240,731	0	0	2,682,099	4,922,830
Status determination	297,087	0	0	0	297,087
Individual documentation	0	0	0	1,982,099	1,982,099
Civil status documentation	713,231	0	0	0	713,231
Subtotal	3,251,049	0	0	4,664,199	7,915,247
Security from Violence and Exploitation					
Protection from crime	233,644	0	0	0	233,644
SGBV prevention and response	4,695,924	0	1,676,964	5,429,199	11,802,086
Non-arbitrary detention	518,644	0	0	0	518,644
Child protection	1,603,549	0	0	5,986,298	7,589,847
Subtotal	7,051,761	0	1,676,964	11,415,497	20,144,222
Basic Needs and Essential Services					
Health	7,497,664	0	0	0	7,497,664
Nutrition	273,644	0	0	0	273,644
Food security	4,309,933	0	0	0	4,309,933
Water	3,053,644	0	0	0	3,053,644
Sanitation and hygiene	8,833,644	0	0	0	8,833,644

	Pillar 1 Refugee programme	Pillar 2 Stateless programme	Pillar 3 Reintegration projects	Pillar 4 IDP projects	Total
Shelter and infrastructure	29,049,751	0	8,213,482	207,383,397	244,646,630
Energy	8,513,644	0	0	0	8,513,644
Basic and domestic and hygiene Items	4,447,289	0	0	57,652,099	62,099,388
Services for persons with specific needs	20,130,731	0	563,482	23,902,099	44,596,312
Education	5,748,020	0	0	0	5,748,020
Subtotal	91,857,965	0	8,776,964	288,937,596	389,572,525
Community Empowerment and Self Reliance					
Community mobilization	3,352,020	0	0	1,462,099	4,814,119
Co-existence with local communities	5,400,731	0	8,713,482	26,402,099	40,516,312
Natural resources and shared environment	409,789	0	0	0	409,789
Self-reliance and livelihoods	3,697,818	0	2,613,482	0	6,311,299
Subtotal	12,860,357	0	11,326,964	27,864,199	52,051,519
Durable Solutions					
Solutions strategy	1,750,731	0	0	0	1,750,731
Voluntary return	0	0	0	2,342,099	2,342,099
Resettlement	1,369,901	0	0	0	1,369,901
Greater reduction of statelessness	0	482,696	0	0	482,696
Subtotal	3,120,632	482,696	0	2,342,099	5,945,427
Leadership, Coordination and Partnerships					
Coordination and partnerships	158,644	0	0	1,902,099	2,060,744
Camp management and coordination	420,644	0	0	27,402,099	27,822,744
Subtotal	579,289	0	0	29,304,199	29,883,487
Logistics and Operations Support					
Supply chain and logistics	953,644	0	0	13,102,099	14,055,744
Operations management, coordination and support	3,410,731	128,848	1,713,482	7,452,099	12,705,160
Subtotal	4,364,375	128,848	1,713,482	20,554,199	26,760,904
2016 Original Budget	125,577,737	804,241	26,707,855	402,946,185	556,036,017

	Pillar 1 Refugee programme	Pillar 2 Stateless programme	Pillar 3 Reintegration projects	Pillar 4 IDP projects	Total
Increase / Decrease	-9,090,063	0	0	0	-9,090,063
2016 Final Budget	116,487,674	804,241	26,707,855	402,946,185	546,945,954
