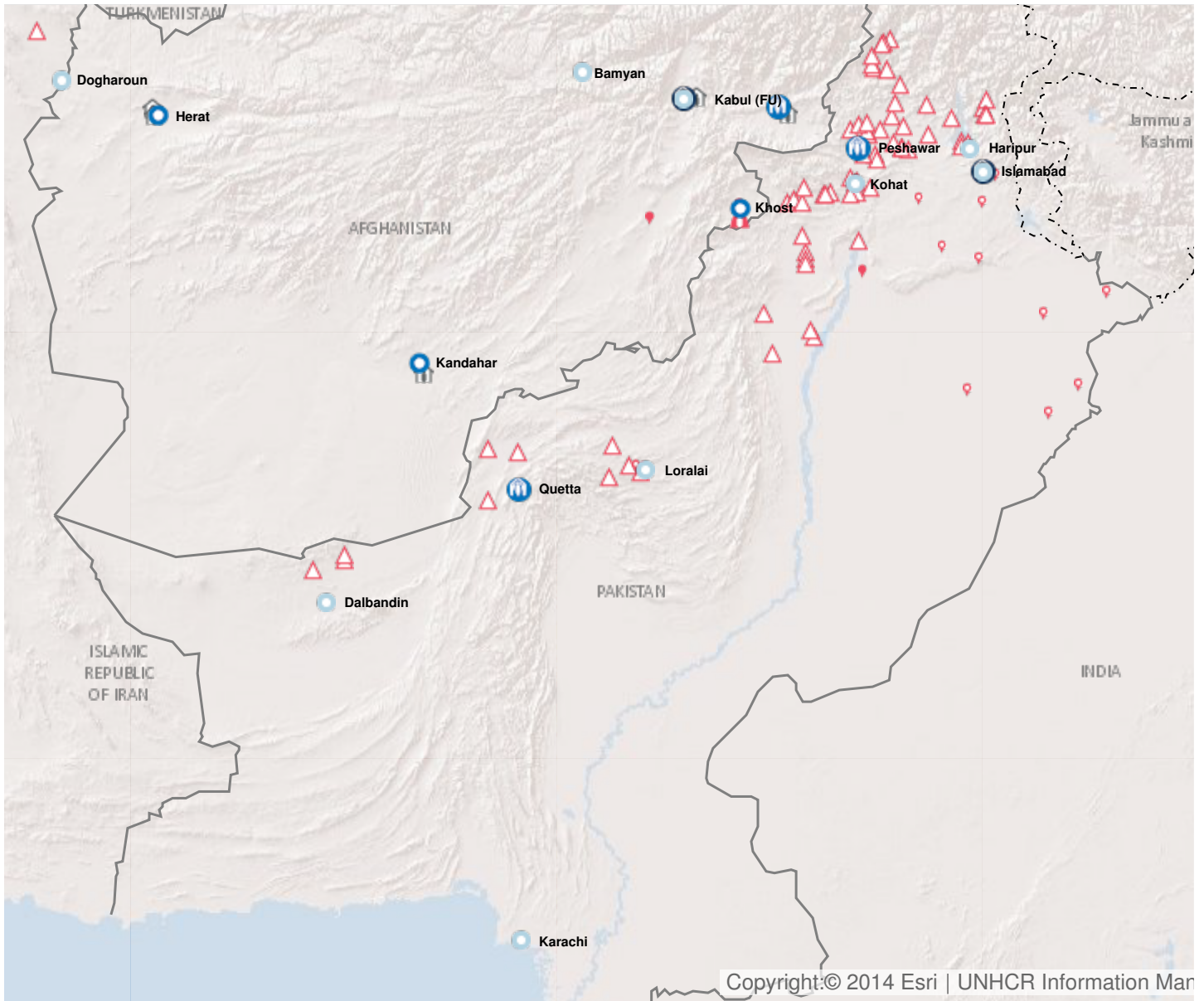


## Operation: Pakistan

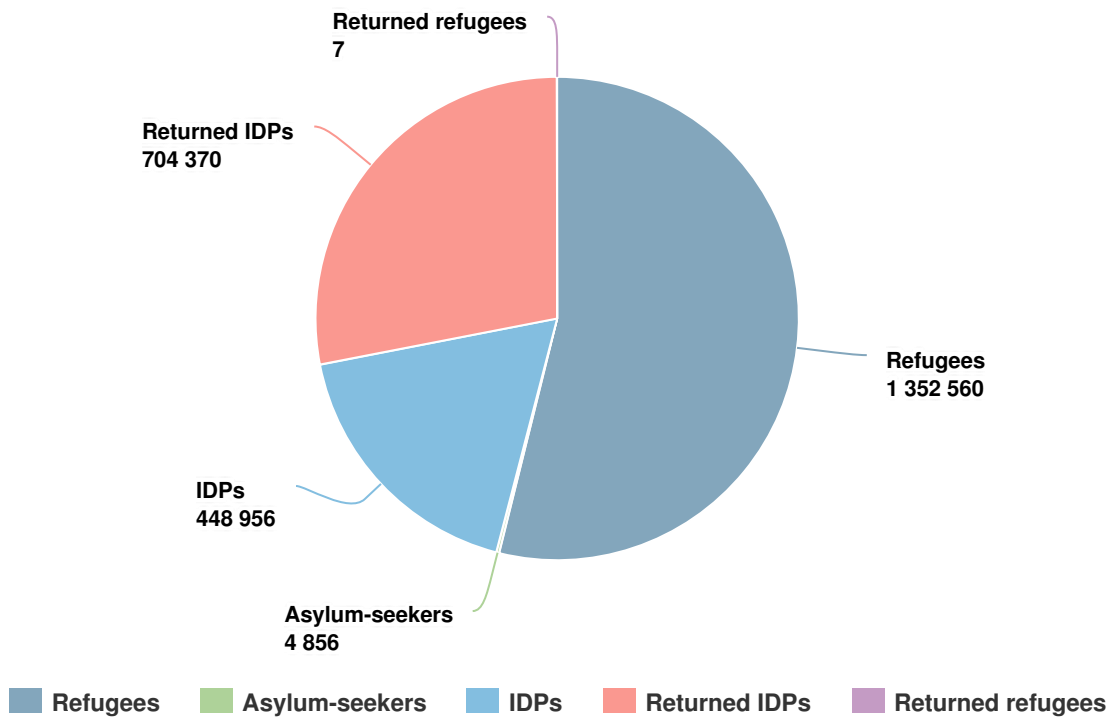


Latest update of camps and office locations **21 Nov 2016.**

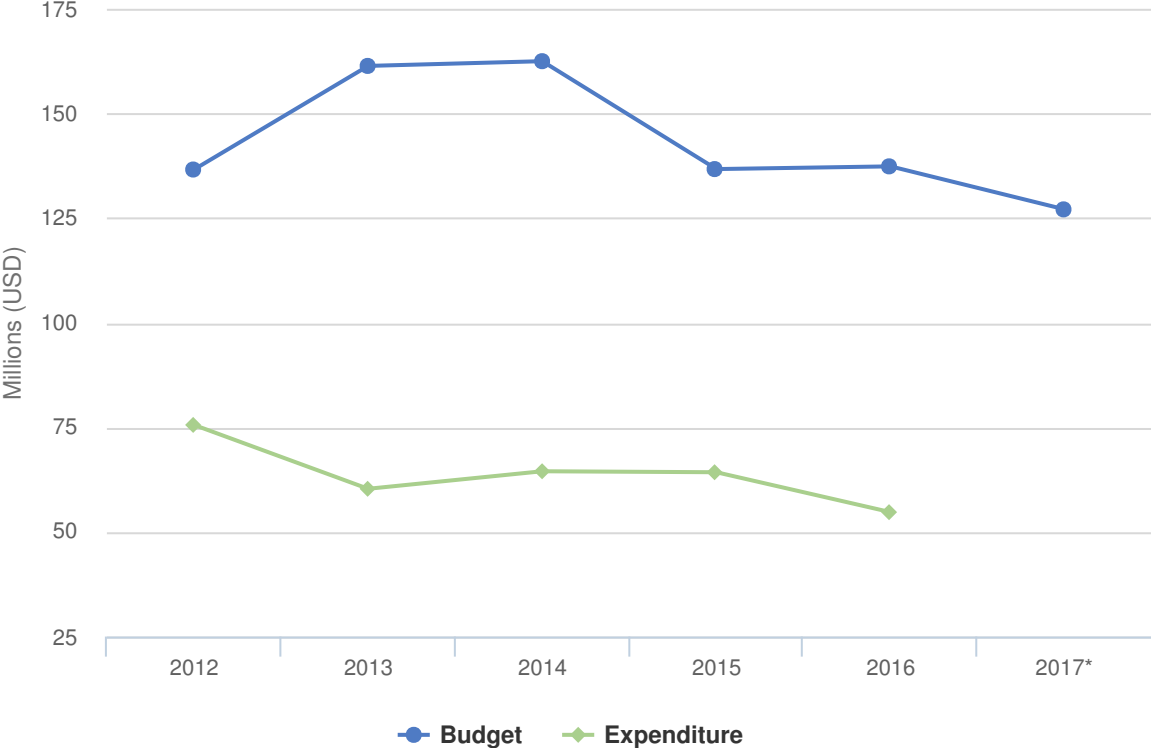
# People of Concern

DECREASE IN  
**26%** 2016

<b>2016</b>	2,510,749
<b>2015</b>	3,390,353
<b>2014</b>	2,962,782



# Budgets and Expenditure for Pakistan



## Working environment

For nearly four decades, Pakistan has been hosting millions of Afghan refugees with 1.3 million of them still remaining in the country. In the course of 2016, protection space was challenged significantly by heightened security and the evolving regional political environment. In this context, there was a sudden surge of return of Afghan refugees and undocumented Afghans during the second part of the year. The implementation of the National Action Plan, the country's anti-terrorism measures, enhanced border control measures and proactive call by the Afghan government for refugees to return played a role in refugees' decision making. There were also reports of harassments towards Afghans despite the effort by the government to raise awareness on the protection of refugees. By the end of the year, over 370,000 refugees were deregistered for repatriation and received cash grants upon arrival in Afghanistan.

In the meantime, the government continues to implement its plan for solutions for internally displaced people (IDPs) with progressive "denotification" of conflict-affected areas in the Federally Administered Tribal Areas (FATA), allowing IDPs to return.

## Population trends

- 370,000 Afghan refugees, with Proof of Registration (PoR) cards repatriated to Afghanistan in 2016.
- 1,397,000 Afghan refugees PoR card holders remained in Pakistan as of end 2016.
- 704,000 IDPs returned to their places of origin, bringing the remaining IDP population down to 449,000 at the end of 2016.

## Achievements and impact

- UNHCR provided assistance to returning refugees through two voluntary repatriation centres in Khyber Pakhtunkhwa and one in Balochistan.
- A total of 174,000 children under the age of 5 were registered, twice as many when compared to 2015, and 113,000 birth certificates were issued, more than twice as many compared to 2015
- More than 46,000 refugees were assisted through ten Advice and Legal Aid Centers (ALAC), with UNHCR and its partners helping release 99.6 per cent of the people of concern who were arrested and/or detained.
- Primary education was provided to over 53,000 Afghan refugee children in 54 refugee villages through 275 public schools or education centers.
- Close to 170,000 Pakistanis and 66,000 Afghan refugees had access to quality healthcare facilities.

## Unmet needs

- An estimated 20,000 to 40,000 refugee children could not access education.
- Additional investments are needed to ensure greater sustainability of community-based health services.
- The legal aid programme for refugees could have been implemented more effectively with additional ALACs.

# 2016 Original Budget for Pakistan | USD

The following table presents the original budget for this operation broken down at the objective level. Resource allocation at the objective level is subject to change during the course of the year as the operational situation evolves and priorities shift. The current budget by pillar, reflected in the bottom line of this table, is updated on a monthly basis and is replaced by the final budget at year-end.

	Pillar 1 Refugee programme	Pillar 2 Stateless programme	Pillar 3 Reintegration projects	Pillar 4 IDP projects	Total
<b>Favourable Protection Environment</b>					
Law and policy	298,211	235,000	0	0	533,211
Legal remedies and legal assistance	2,572,040	0	0	1,343,079	3,915,119
Access to territory	560,899	0	0	0	560,899
Public attitudes towards persons of concern	828,626	0	0	0	828,626
<b>Subtotal</b>	<b>4,259,776</b>	<b>235,000</b>	<b>0</b>	<b>1,343,079</b>	<b>5,837,855</b>
<b>Fair Protection Processes and Documentation</b>					
Registration and profiling	0	0	0	412,148	412,148
Status determination	1,275,792	0	0	0	1,275,792
Individual documentation	1,043,211	0	0	0	1,043,211
Civil status documentation	333,211	0	0	0	333,211
<b>Subtotal</b>	<b>2,652,214</b>	<b>0</b>	<b>0</b>	<b>412,148</b>	<b>3,064,362</b>
<b>Security from Violence and Exploitation</b>					
SGBV prevention and response	1,805,885	0	0	0	1,805,885
Child protection	697,995	0	0	0	697,995
<b>Subtotal</b>	<b>2,503,880</b>	<b>0</b>	<b>0</b>	<b>0</b>	<b>2,503,880</b>
<b>Basic Needs and Essential Services</b>					
Health	8,325,077	0	9,549,944	0	17,875,021
Reproductive health and HIV/ Aids response	2,384,287	0	0	0	2,384,287
Water	1,895,305	0	7,549,944	0	9,445,249
Sanitation and hygiene	2,318,516	0	4,299,944	0	6,618,460
Shelter and infrastructure	0	0	0	7,439,157	7,439,157
Basic and domestic and hygiene items	0	0	0	4,743,947	4,743,947
Services for persons with specific needs	2,665,931	0	0	0	2,665,931
Education	12,910,898	0	8,509,888	0	21,420,786

	Pillar 1 Refugee programme	Pillar 2 Stateless programme	Pillar 3 Reintegration projects	Pillar 4 IDP projects	Total
<b>Subtotal</b>	<b>30,500,015</b>	<b>0</b>	<b>29,909,720</b>	<b>12,183,104</b>	<b>72,592,838</b>
<b>Community Empowerment and Self Reliance</b>					
Community mobilization	3,572,218	0	0	0	3,572,218
Co-existence with local communities	0	0	3,999,944	0	3,999,944
Self-reliance and livelihoods	3,834,426	0	8,339,944	0	12,174,370
<b>Subtotal</b>	<b>7,406,645</b>	<b>0</b>	<b>12,339,888</b>	<b>0</b>	<b>19,746,532</b>
<b>Durable Solutions</b>					
Solutions strategy	1,445,632	0	5,366,623	0	6,812,255
Voluntary return	2,370,001	0	0	790,079	3,160,080
Resettlement	1,369,428	0	0	0	1,369,428
<b>Subtotal</b>	<b>5,185,061</b>	<b>0</b>	<b>5,366,623</b>	<b>790,079</b>	<b>11,341,762</b>
<b>Leadership, Coordination and Partnerships</b>					
Coordination and partnerships	0	0	0	410,079	410,079
Camp management and coordination	0	0	0	1,396,079	1,396,079
Donor relations	811,208	0	0	0	811,208
<b>Subtotal</b>	<b>811,208</b>	<b>0</b>	<b>0</b>	<b>1,806,157</b>	<b>2,617,365</b>
<b>Logistics and Operations Support</b>					
Supply chain and logistics	1,841,838	0	0	1,913,079	3,754,916
Operations management, coordination and support	2,967,068	0	2,730,861	272,148	5,970,077
<b>Subtotal</b>	<b>4,808,905</b>	<b>0</b>	<b>2,730,861</b>	<b>2,185,227</b>	<b>9,724,994</b>
<b>2016 Original Budget</b>	<b>58,127,703</b>	<b>235,000</b>	<b>50,347,091</b>	<b>18,719,794</b>	<b>127,429,588</b>
Increase / Decrease	9,921,110	-370	-4,463	6,490	9,922,767
<b>2016 Final Budget</b>	<b>68,048,813</b>	<b>234,630</b>	<b>50,342,629</b>	<b>18,726,284</b>	<b>137,352,356</b>