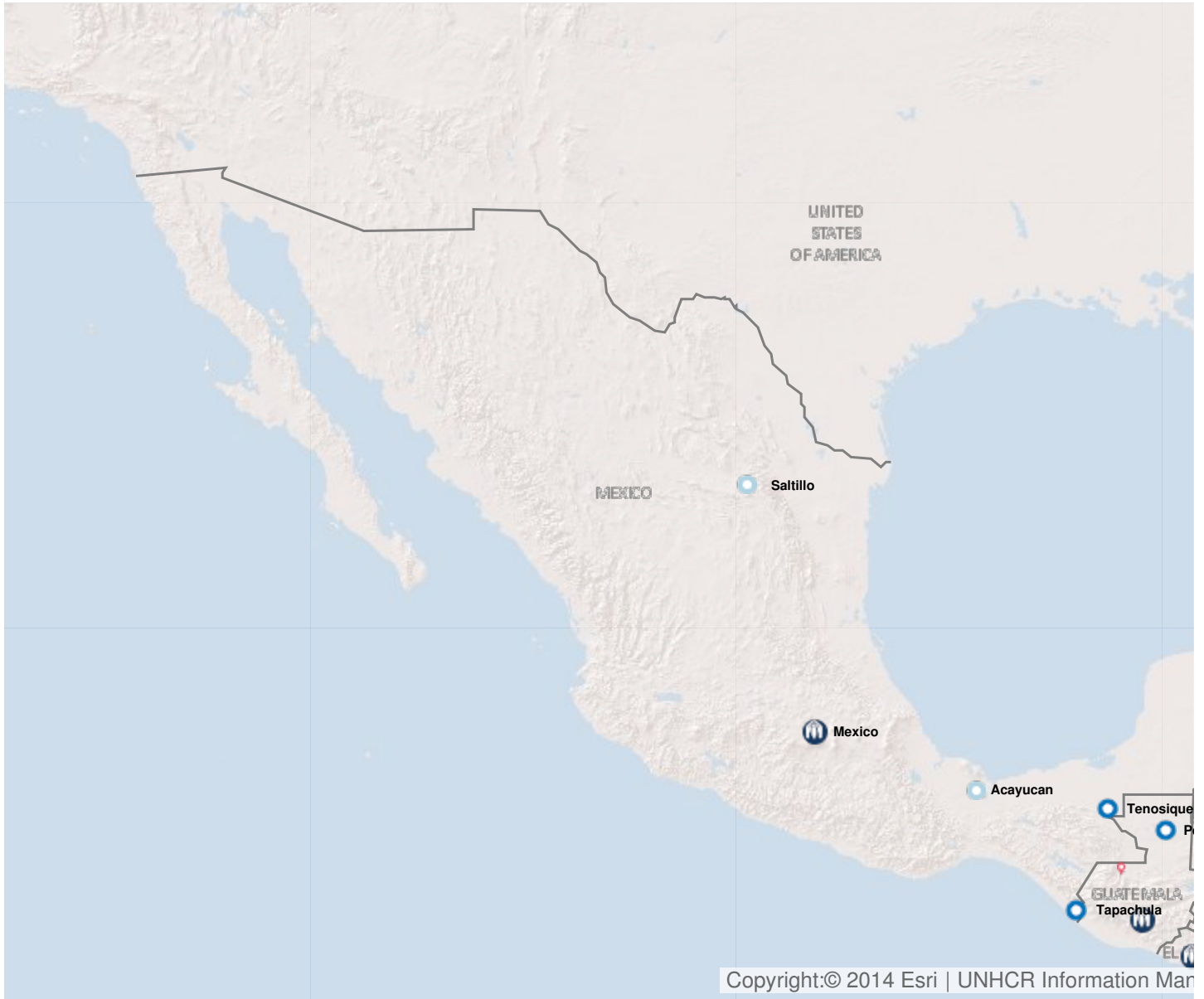


Operation: Mexico

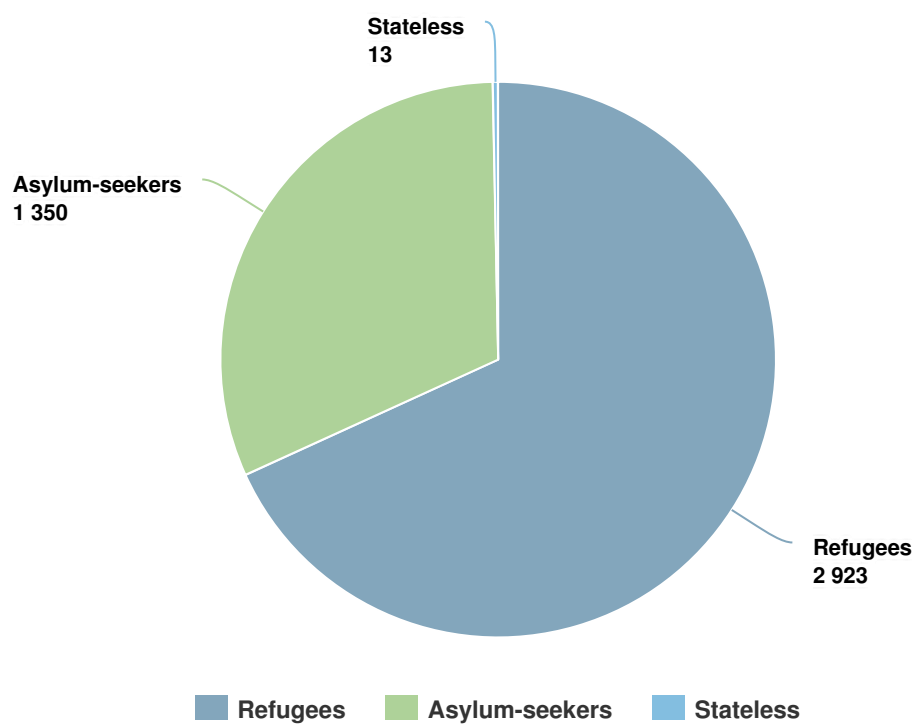


Latest update of camps and office locations **21 Nov 2016**.

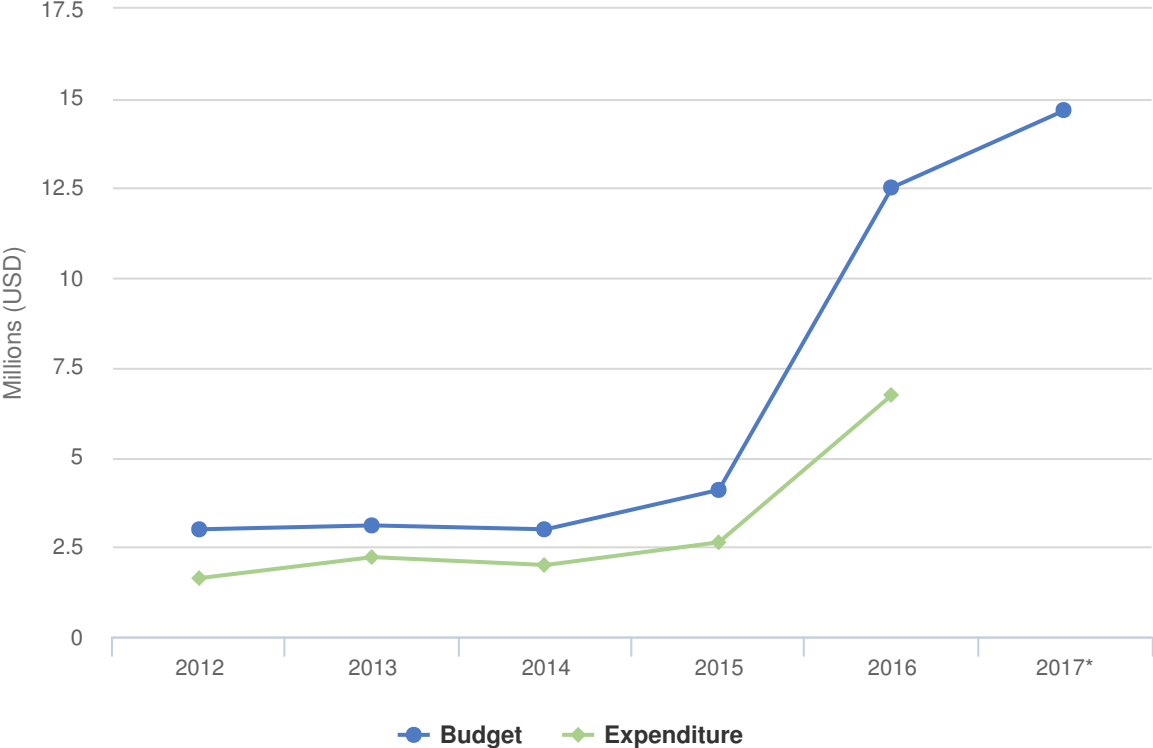
People of Concern

DECREASE IN
9% **2015**

2015	4,286
2014	4,722
2013	3,196



Budgets and Expenditure for Mexico



Working environment

In 2016 an estimated 500,000 people entered Mexico irregularly, mainly originating from Central America but also including some 27,000 people from Haiti. While many sought to reach the United States of America, a growing number of people from the Northern Triangle of Central America (El Salvador, Honduras and Guatemala) sought asylum in Mexico. This has put additional pressure on Mexico's already-strained asylum system and limited shelter infrastructure, in particular along its southern border.

Population trends

In 2016, Mexico received 8,781 asylum applications, of which almost 92 per cent were from the Northern Triangle of Central America countries. This was the highest number of asylum applications recorded since the 1980s.

A total of 3,282 people were recognized as refugees or received complementary protection.

Achievements and impact

- 345 monitoring visits to 35 detention centres were carried out across Mexico. More than 28,000 potential asylum-seekers in detention were informed of their right to claim asylum and on the asylum procedure in Mexico. An additional 5,000 potential asylum-seekers also received legal assistance.
- Infrastructure improvements were made to 17 shelters. By the end of 2016, shelters had the capacity to assist some 2,000 people of concern at a time.
- UNHCR provided support for housing, schooling, health and employment to 38 refugees who relocated to the northern city of Saltillo.

Unmet needs

- Local integration prospects were limited due to constrained capacity to coordinate and build networks in different areas that could facilitate the integration of refugees.

2016 Expenditure for Mexico | USD

The following table presents the final budget and funds available by pillar and the final expenditure at the objective-level, as reported at year-end.

	Pillar 1 Refugee programme	Total
Final Budget	12,519,043	12,519,043
Total funds available	0	0
Expenditure by Objective		
Favourable Protection Environment		
International and regional instruments	72,041	72,041
Law and policy	72,042	72,042
Legal remedies and legal assistance	531,374	531,374
Access to territory	676,313	676,313
Public attitudes towards persons of concern	392,598	392,598
Subtotal	1,744,368	1,744,368
Fair Protection Processes and Documentation		
Reception conditions	2,452,795	2,452,795
Status determination	481,583	481,583
Subtotal	2,934,378	2,934,378
Security from Violence and Exploitation		
SGBV prevention and response	77,270	77,270
Non-arbitrary detention	138,855	138,855
Child protection	260,567	260,567
Subtotal	476,693	476,693
Basic Needs and Essential Services		
Basic and domestic and hygiene Items	637,699	637,699
Services for persons with specific needs	107,802	107,802
Subtotal	745,501	745,501
Community Empowerment and Self Reliance		
Community mobilization	50,643	50,643
Self-reliance and livelihoods	116,474	116,474
Subtotal	167,116	167,116
Durable Solutions		

	Pillar 1 Refugee programme	Total
Integration	156,911	156,911
Subtotal	156,911	156,911
Leadership, Coordination and Partnerships		
Coordination and partnerships	144,083	144,083
Subtotal	144,083	144,083
Logistics and Operations Support		
Operations management, coordination and support	367,578	367,578
Subtotal	367,578	367,578
2016 Expenditure Total	6,736,627	6,736,627