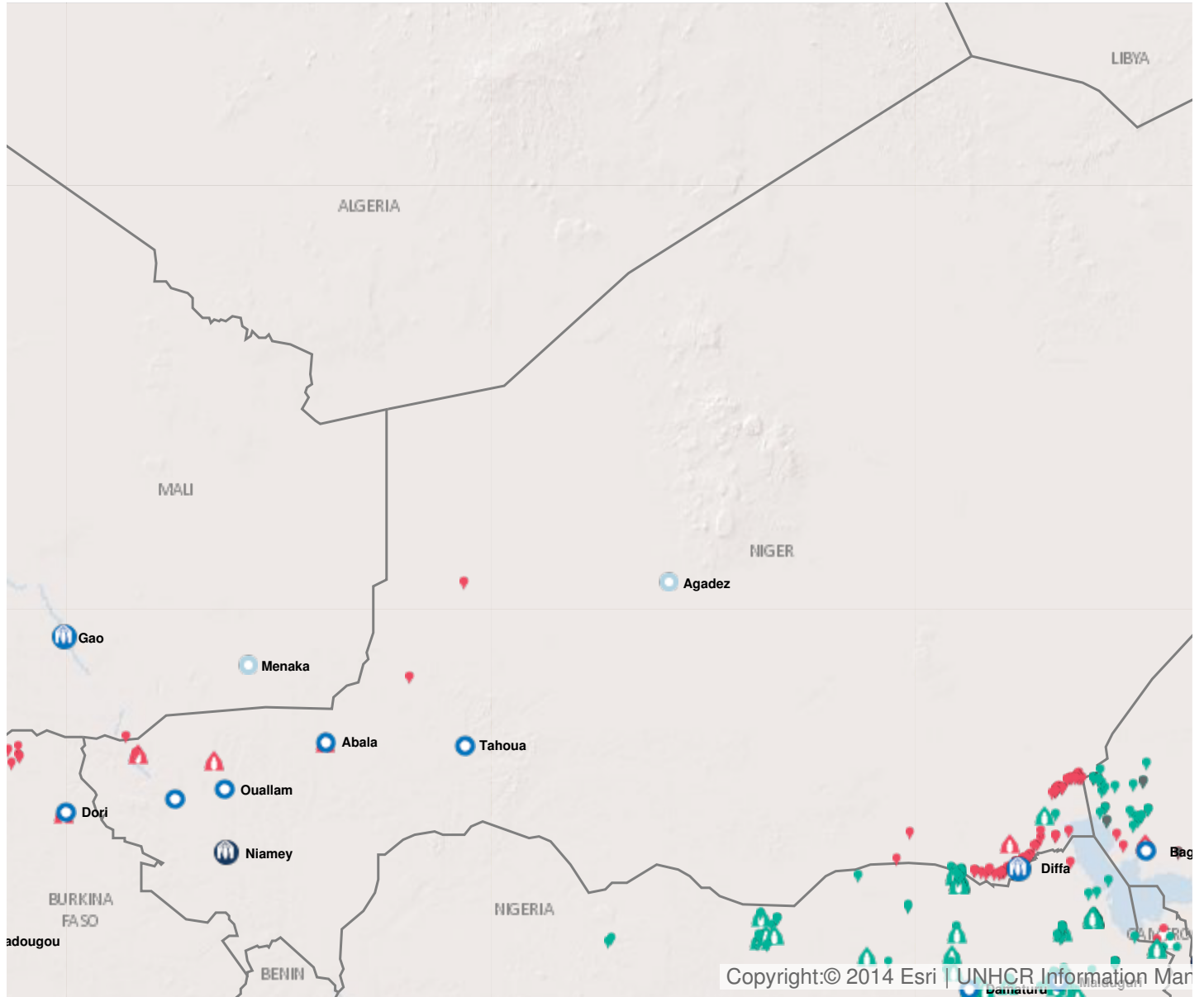


Operation: Niger



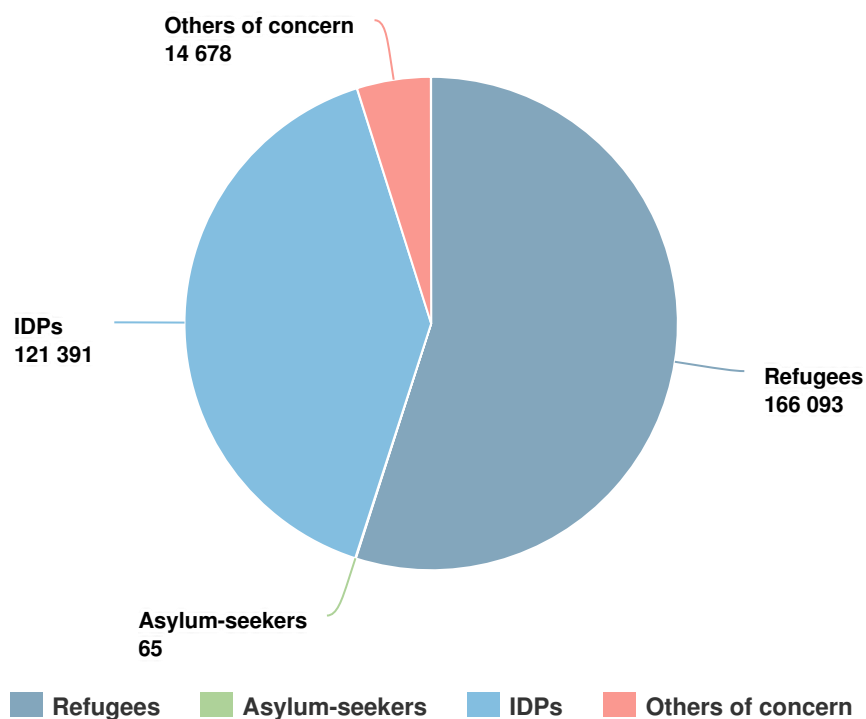
Latest update of camps and office locations **21 Nov 2016.**

People of Concern

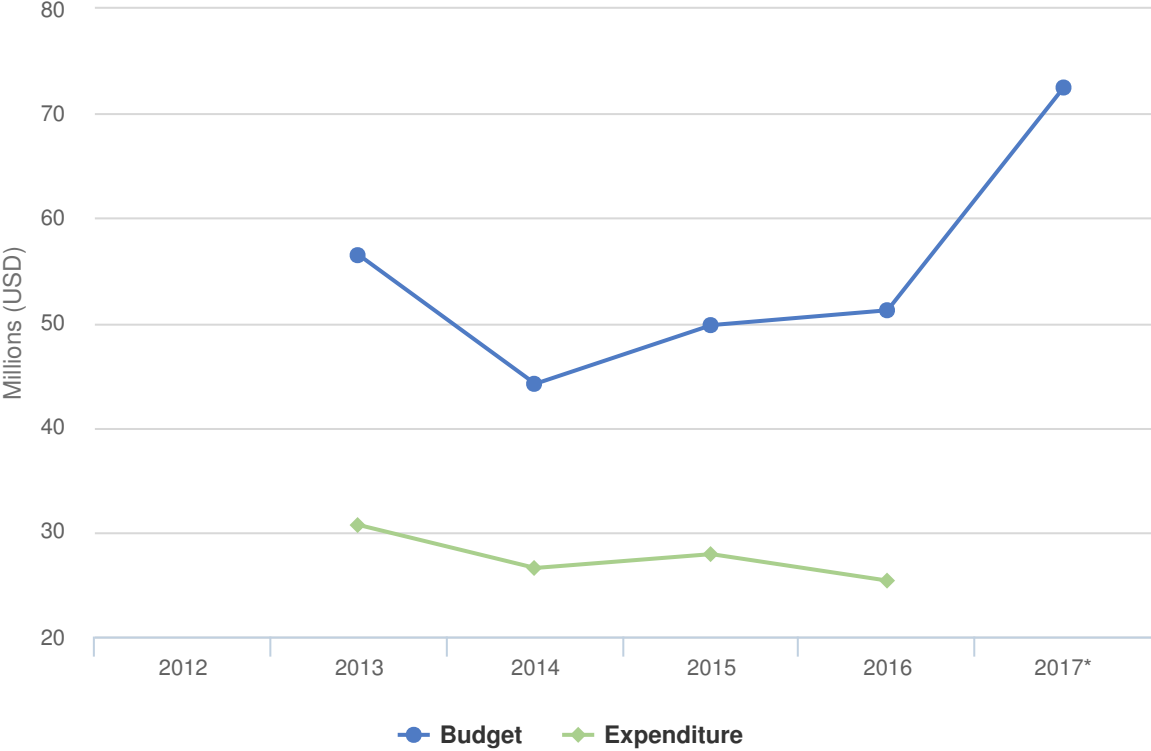
DECREASE IN

9% 2016

2016	302,227
2015	332,164
2014	147,936



Budgets and Expenditure for Niger



Working environment

In 2016, terrorist threats and attacks along the borders with both Mali and Nigeria increased. An attack in Bosso in June 2016 forced 70,000 people to flee to 100 spontaneous sites along the Route nationale 1. The Multinational Joint Task Force (MNJTF) increased military actions, limiting UNHCR's access to some areas, with high population mobility also hampering UNHCR's ability to provide assistance.

In 2016, over 300,000 people transited through Niger as part of mixed movement flows. Government measures, such as check points, against smugglers made travel routes more complicated. Identification of asylum-seekers remained a priority.

Population trends

- In 2016, over 60,000 Malian refugees were registered in Niger, the highest number ever. UNHCR does not currently advocate for organized returns due to instability in Mali. However, some 2,400 Malians undertook assisted voluntary returns in 2016.
- In Diffa, the Government recorded some 241,000 displaced people; including 105,000 Nigerian refugees, 121,000 internally displaced people (IDPs) and 15,000 returnees. Nigerian refugee figures increased by 36,000 as a result of improved access and government engagement in registration activities.
- Niger also hosts more than 430 refugees and 65 asylum-seekers of other nationalities.

Achievements and impact

- Efforts were made to enhance self-reliance, through the use of cash transfers and collaboration with NGO livelihoods partners, to ensure the durable integration of Malian refugees.
- A Memorandum of Understanding was developed between the Government, IOM and UNHCR for the identification and referral of asylum-seekers in mixed movement flows.
- Community-based protection mechanisms in Diffa were strengthened through assessing the needs of 105 focal points, 98 committees, and 15 monitors.

Unmet needs

- Identification and documentation of the population of concern in the Diffa region must be improved.
- Important needs in livelihoods and income-generating activities (IGAs) remain unmet.
- Growing demographic pressure on social infrastructure requires an increase in qualified staff, as well as more resources.
- Capacity-building for local authorities and security forces remains crucial to ensuring international protection, respect for rights, and physical security for displaced populations.

2016 Original Budget for Niger | USD

The following table presents the original budget for this operation broken down at the objective level. Resource allocation at the objective level is subject to change during the course of the year as the operational situation evolves and priorities shift. The current budget by pillar, reflected in the bottom line of this table, is updated on a monthly basis and is replaced by the final budget at year-end.

	Pillar 1 Refugee programme	Pillar 2 Stateless programme	Pillar 4 IDP projects	Total
Favourable Protection Environment				
Law and policy	895,359	0	0	895,359
Administrative Institutions and Practice	227,585	0	0	227,585
Legal remedies and legal assistance	1,071,729	0	0	1,071,729
Access to territory	182,774	0	0	182,774
Subtotal	2,377,447	0	0	2,377,447
Fair Protection Processes and Documentation				
Reception conditions	255,915	0	0	255,915
Identification of statelessness	0	391,864	0	391,864
Registration and profiling	1,206,498	0	0	1,206,498
Status determination	638,956	0	0	638,956
Individual documentation	678,512	391,864	0	1,070,375
Civil status documentation	584,916	0	0	584,916
Subtotal	3,364,796	783,728	0	4,148,524
Security from Violence and Exploitation				
SGBV prevention and response	1,395,215	0	0	1,395,215
Child protection	2,142,920	0	0	2,142,920
Subtotal	3,538,135	0	0	3,538,135
Basic Needs and Essential Services				
Health	3,382,550	0	0	3,382,550
Nutrition	1,201,713	0	0	1,201,713
Water	4,343,970	0	0	4,343,970
Sanitation and hygiene	1,051,171	0	0	1,051,171
Shelter and infrastructure	5,547,783	0	0	5,547,783
Energy	2,655,775	0	0	2,655,775
Basic and domestic and hygiene Items	4,013,475	0	0	4,013,475
Education	3,110,843	0	0	3,110,843
Subtotal	25,307,281	0	0	25,307,281

	Pillar 1 Refugee programme	Pillar 2 Stateless programme	Pillar 4 IDP projects	Total
Community Empowerment and Self Reliance				
Community mobilization	247,957	0	0	247,957
Co-existence with local communities	442,054	0	0	442,054
Self-reliance and livelihoods	5,328,141	0	0	5,328,141
Subtotal	6,018,153	0	0	6,018,153
Durable Solutions				
Voluntary return	2,163,790	0	0	2,163,790
Integration	197,957	0	0	197,957
Resettlement	127,957	0	0	127,957
Subtotal	2,489,705	0	0	2,489,705
Leadership, Coordination and Partnerships				
Coordination and partnerships	272,774	0	0	272,774
Camp management and coordination	672,774	0	0	672,774
Donor relations	192,585	0	0	192,585
Subtotal	1,138,133	0	0	1,138,133
Logistics and Operations Support				
Supply chain and logistics	2,443,946	0	0	2,443,946
Operations management, coordination and support	2,309,344	0	0	2,309,344
Subtotal	4,753,290	0	0	4,753,290
2016 Original Budget	48,986,938	783,728	0	49,770,666
Increase / Decrease	-2,443,000	160,500	3,700,000	1,417,500
2016 Final Budget	46,543,938	944,228	3,700,000	51,188,166