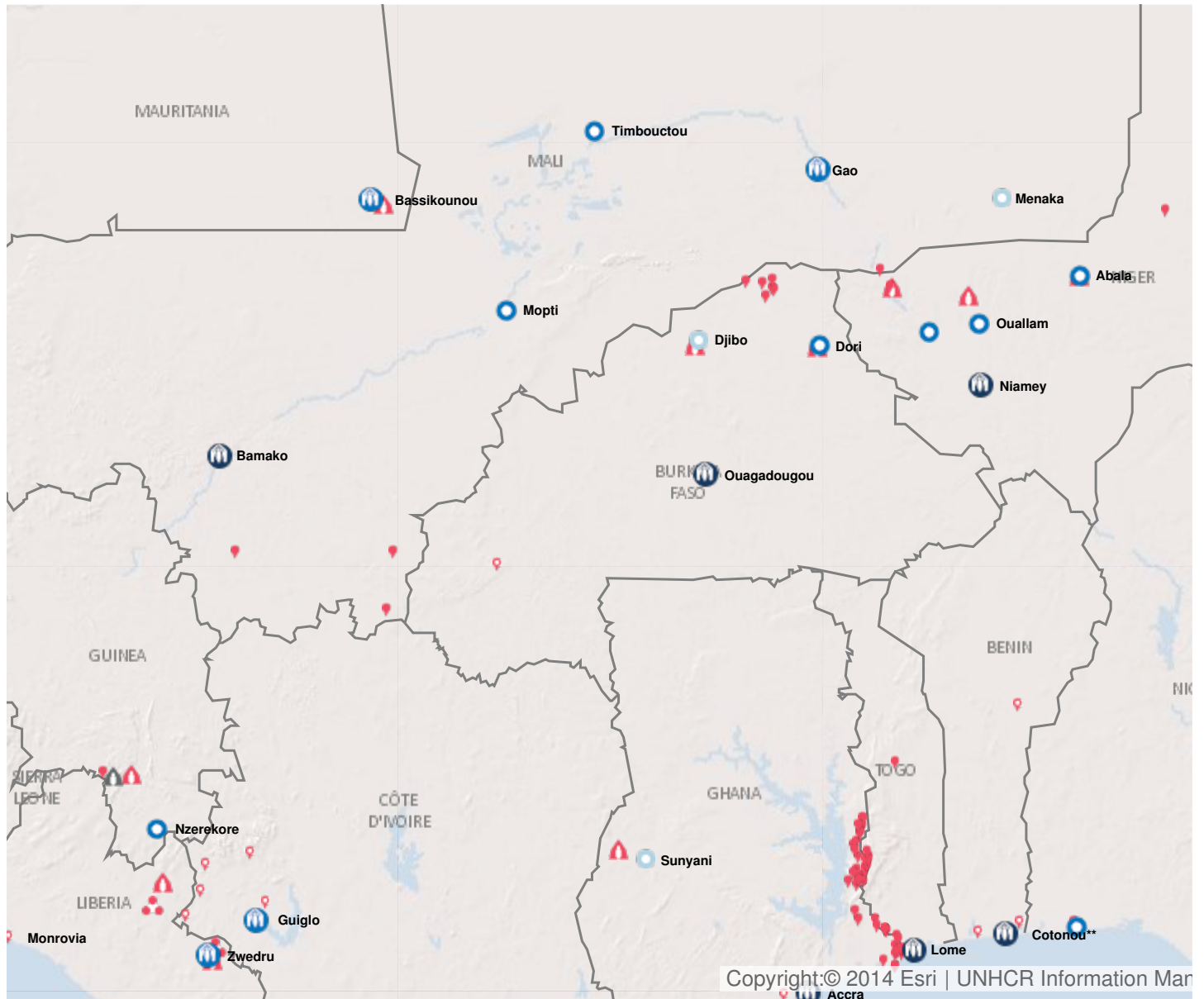


## Operation: Burkina Faso

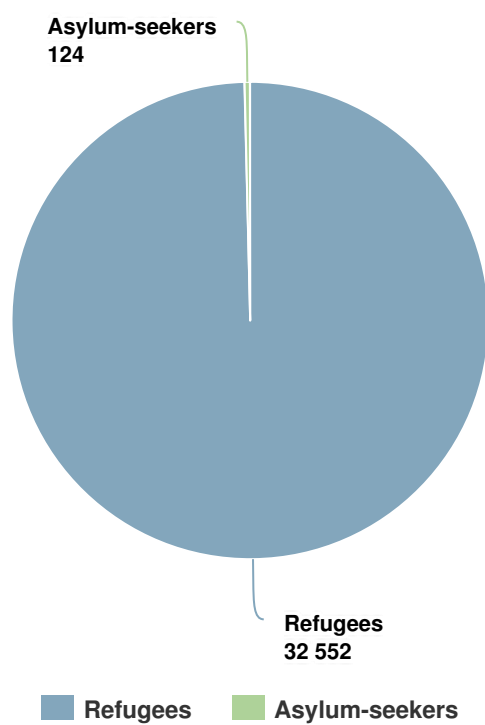


Latest update of camps and office locations 21 Nov 2016.

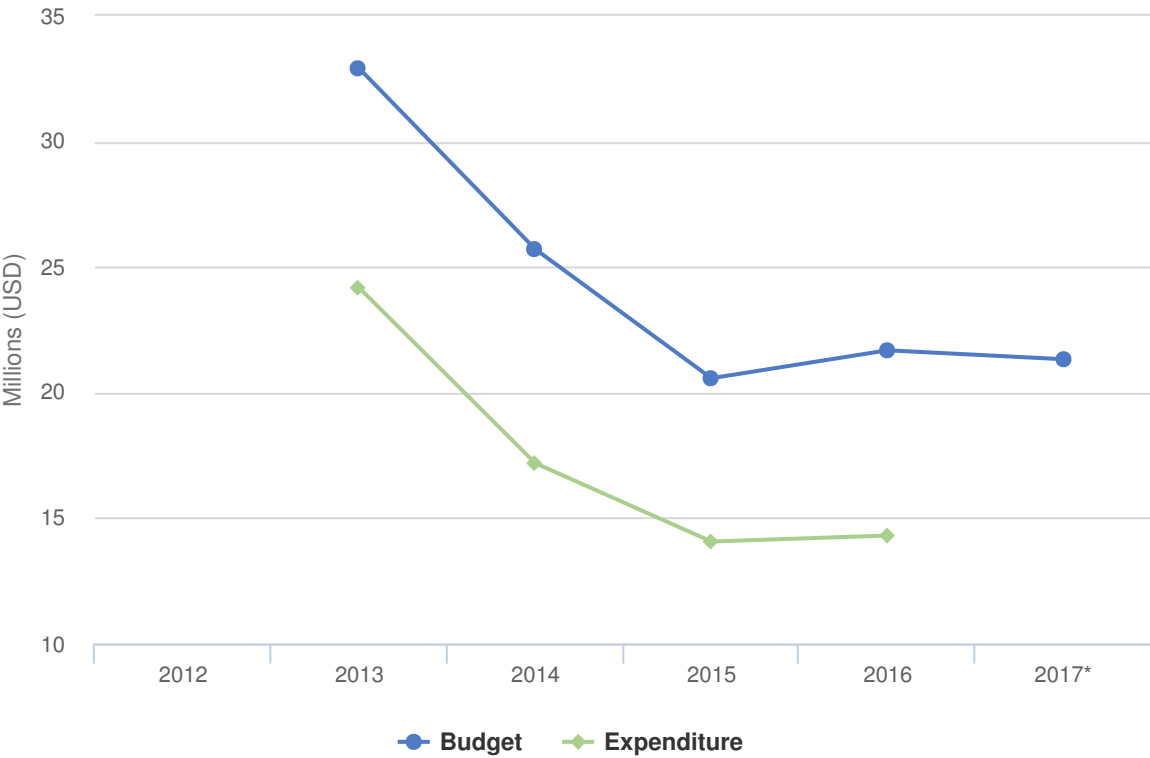
# People of Concern

DECREASE IN  
**4%** **2016**

<b>2016</b>	32,676
<b>2015</b>	34,160
<b>2014</b>	32,097



# Budgets and Expenditure for Burkina Faso



## Working environment

In 2016, the operational context in Burkina Faso was characterized by political transition and increased insecurity.

Followed by the end of political transition period, the democratically elected President Rock Marc Christian Kabore took over, followed by the appointment of a Prime minister and nomination of a new Government.

Ouagadougou, the capital city was hit by a terrorist attack in January 2016. In addition, several terrorist attacks and increase of extremist violence took place in the Sahel region. In addition, increase banditry took place in the Sahel and in Ouagadougou.

## Population trends

- More than 32,000 Malian refugees registered as of 31 December 2016, 68.2 percent of them living in the two camps in the Sahel region (21,800 individuals).
- Some 3,000 individuals returned to Mali voluntarily, through facilitated repatriation (2,800 individuals) and spontaneous return (200 individuals).

## Achievements and impact

- the National Assembly adopted a bill on Burkina Faso's accession to the 1961 Convention on Statelessness in November 2016
- 9 refugees were naturalized
- Implementation of an energy/environment project: solar energy used to light the camps;
- All survivors of SGBV received appropriate support;
- The Government gave WFP and UNHCR a permission to proceed with the joint implementation of self-reliance activities, integrating both refugees and local populations in the Sahel;
- 12 mini dairies and 5 (2 in Goudoubo, 3 in Mentao) milk distribution centers are functional and contribute to improved nutritional status of children;
- The civil and humanitarian character of the camps was maintained despite a worsening security situation.

## Unmet needs

- Absence of certain components of the food basket, including the reduction of cash assistance due to WFP's lack of Funds (reduction of the food basket) which affected the purchasing power of refugees. This situations caused protection issues (debts and other coping mechanisms) affecting UNHCR's activities such as trainings in the camps;
- Limited humanitarian access to refugees living outside of the camps, due to the worsening security situation.

# 2016 Original Budget for Burkina Faso | USD

The following table presents the original budget for this operation broken down at the objective level. Resource allocation at the objective level is subject to change during the course of the year as the operational situation evolves and priorities shift. The current budget by pillar, reflected in the bottom line of this table, is updated on a monthly basis and is replaced by the final budget at year-end.

	Pillar 1 Refugee programme	Pillar 2 Stateless programme	Total
<b>Fair Protection Processes and Documentation</b>			
Registration and profiling	319,953	0	319,953
Status determination	77,619	0	77,619
Individual documentation	404,953	0	404,953
Civil status documentation	154,786	0	154,786
<b>Subtotal</b>	<b>957,310</b>	<b>0</b>	<b>957,310</b>
<b>Security from Violence and Exploitation</b>			
Protection from crime	166,167	0	166,167
SGBV prevention and response	368,501	0	368,501
Child protection	116,629	0	116,629
<b>Subtotal</b>	<b>651,297</b>	<b>0</b>	<b>651,297</b>
<b>Basic Needs and Essential Services</b>			
Health	2,037,778	0	2,037,778
Reproductive health and HIV/ Aids response	453,501	0	453,501
Nutrition	704,887	0	704,887
Food security	520,052	0	520,052
Water	868,720	0	868,720
Sanitation and hygiene	678,258	0	678,258
Shelter and infrastructure	3,504,858	0	3,504,858
Energy	1,609,311	0	1,609,311
Basic and domestic and hygiene Items	361,629	0	361,629
Services for persons with specific needs	214,248	0	214,248
Education	1,492,412	0	1,492,412
<b>Subtotal</b>	<b>12,445,652</b>	<b>0</b>	<b>12,445,652</b>
<b>Community Empowerment and Self Reliance</b>			
Co-existence with local communities	458,258	0	458,258
Natural resources and shared environment	216,629	0	216,629
Self-reliance and livelihoods	2,574,887	0	2,574,887
<b>Subtotal</b>	<b>3,249,773</b>	<b>0</b>	<b>3,249,773</b>

	Pillar 1 Refugee programme	Pillar 2 Stateless programme	Total
<b>Durable Solutions</b>			
Voluntary return	466,629	0	466,629
Resettlement	158,786	0	158,786
Greater reduction of statelessness	0	707,620	707,620
<b>Subtotal</b>	<b>625,415</b>	<b>707,620</b>	<b>1,333,035</b>
<b>Leadership, Coordination and Partnerships</b>			
Coordination and partnerships	166,629	0	166,629
Camp management and coordination	591,629	0	591,629
Donor relations	136,629	0	136,629
<b>Subtotal</b>	<b>894,887</b>	<b>0</b>	<b>894,887</b>
<b>Logistics and Operations Support</b>			
Supply chain and logistics	1,644,887	0	1,644,887
Operations management, coordination and support	502,334	0	502,334
<b>Subtotal</b>	<b>2,147,220</b>	<b>0</b>	<b>2,147,220</b>
<b>2016 Original Budget</b>	<b>20,971,553</b>	<b>707,620</b>	<b>21,679,174</b>
Increase / Decrease	2	0	2
<b>2016 Final Budget</b>	<b>20,971,555</b>	<b>707,620</b>	<b>21,679,176</b>