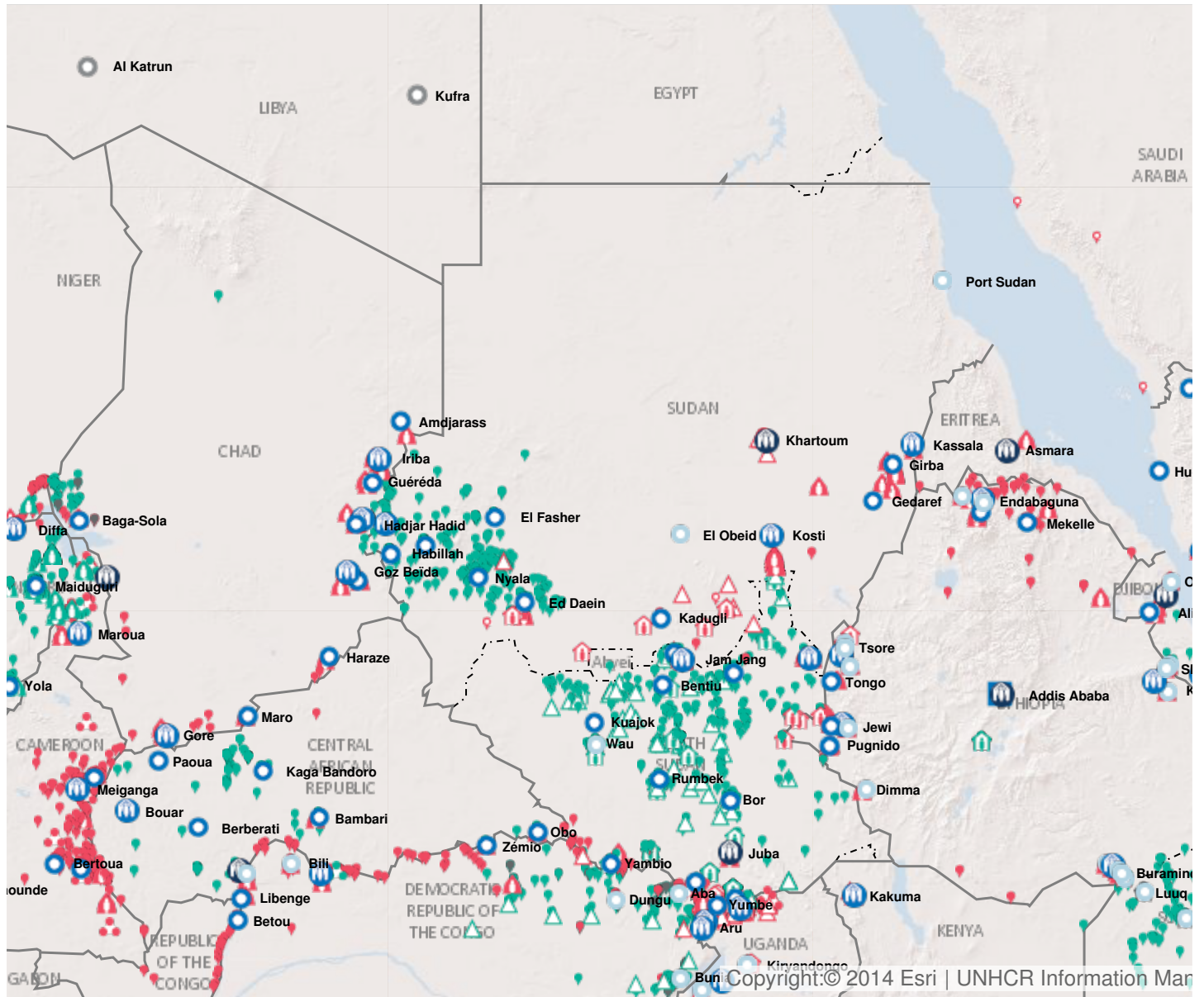


Operation: Sudan

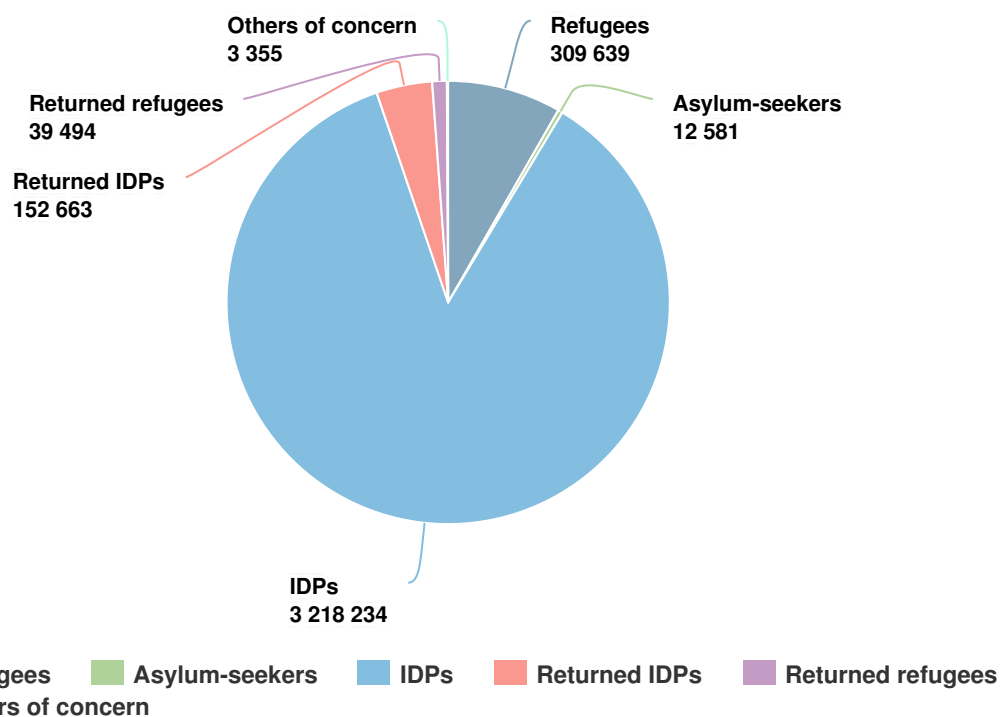


Latest update of camps and office locations 21 Nov 2016.

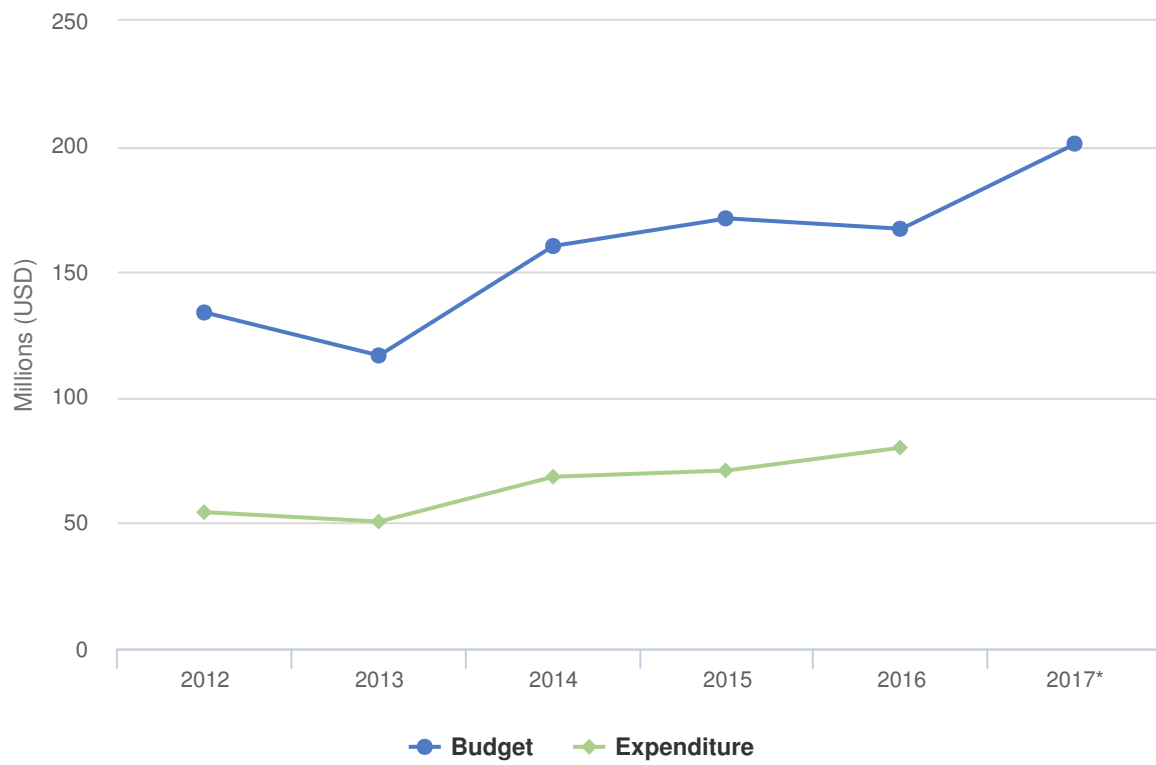
People of Concern

INCREASE IN
50% 2015

2015	3,735,966
2014	2,498,776
2013	2,083,649



Budgets and Expenditure for Sudan



The overview of the 2016 report for this operation will be uploaded and available shortly.

2016 Original Budget for Sudan | USD

The following table presents the original budget for this operation broken down at the objective level. Resource allocation at the objective level is subject to change during the course of the year as the operational situation evolves and priorities shift. The current budget by pillar, reflected in the bottom line of this table, is updated on a monthly basis and is replaced by the final budget at year-end.

	Pillar 1 Refugee programme	Pillar 2 Stateless programme	Pillar 4 IDP projects	Total
Favourable Protection Environment				
Law and policy	238,629	399,566	426,396	1,064,591
Legal remedies and legal assistance	723,368	519,566	0	1,242,934
Access to territory	194,859	0	0	194,859
Public attitudes towards persons of concern	238,629	0	0	238,629
Subtotal	1,395,484	919,133	426,396	2,741,012
Fair Protection Processes and Documentation				
Reception conditions	2,963,933	0	1,926,687	4,890,620
Registration and profiling	3,368,243	0	0	3,368,243
Status determination	3,233,486	0	0	3,233,486
Individual documentation	1,423,346	260,783	0	1,684,130
Civil status documentation	741,899	237,783	0	979,683
Family re-unification	686,858	0	0	686,858
Subtotal	12,417,765	498,566	1,926,687	14,843,018
Security from Violence and Exploitation				
Protection from crime	3,158,677	0	0	3,158,677
Protection from effects armed conflict	534,577	0	1,146,396	1,680,972
SGBV prevention and response	1,947,041	0	386,396	2,333,436
Non-arbitrary detention	248,629	0	0	248,629
Child protection	2,508,612	0	0	2,508,612
Subtotal	8,397,535	0	1,532,791	9,930,326
Basic Needs and Essential Services				
Health	11,789,824	0	0	11,789,824
Reproductive health and HIV/ Aids response	1,357,654	0	0	1,357,654
Nutrition	3,903,583	0	0	3,903,583
Food security	244,859	0	0	244,859
Water	3,782,218	0	0	3,782,218
Sanitation and hygiene	4,226,725	0	0	4,226,725

	Pillar 1 Refugee programme	Pillar 2 Stateless programme	Pillar 4 IDP projects	Total
Shelter and infrastructure	5,219,718	0	1,030,000	6,249,718
Energy	4,389,435	0	0	4,389,435
Basic and domestic and hygiene Items	3,066,438	0	10,550,000	13,616,438
Services for persons with specific needs	2,215,681	0	5,016,994	7,232,675
Education	10,067,748	0	0	10,067,748
Subtotal	50,263,883	0	16,596,994	66,860,876
Community Empowerment and Self Reliance				
Community mobilization	579,088	99,783	746,396	1,425,267
Co-existence with local communities	10,235,206	0	946,396	11,181,602
Natural resources and shared environment	2,089,718	0	0	2,089,718
Self-reliance and livelihoods	13,104,347	0	0	13,104,347
Subtotal	26,008,359	99,783	1,692,791	27,800,934
Durable Solutions				
Solutions strategy	0	0	1,122,791	1,122,791
Voluntary return	600,346	0	0	600,346
Integration	148,859	0	0	148,859
Resettlement	2,087,427	0	0	2,087,427
Subtotal	2,836,633	0	1,122,791	3,959,424
Leadership, Coordination and Partnerships				
Coordination and partnerships	619,718	0	1,066,396	1,686,113
Camp management and coordination	361,059	0	0	361,059
Subtotal	980,777	0	1,066,396	2,047,172
Logistics and Operations Support				
Supply chain and logistics	2,090,024	0	2,856,396	4,946,420
Operations management, coordination and support	3,887,847	30,783	3,377,396	7,296,026
Subtotal	5,977,872	30,783	6,233,791	12,242,446
2016 Original Budget	108,278,306	1,548,266	30,598,637	140,425,209
Increase / Decrease	26,740,307	0	0	26,740,307
2016 Final Budget	135,018,613	1,548,266	30,598,637	167,165,516