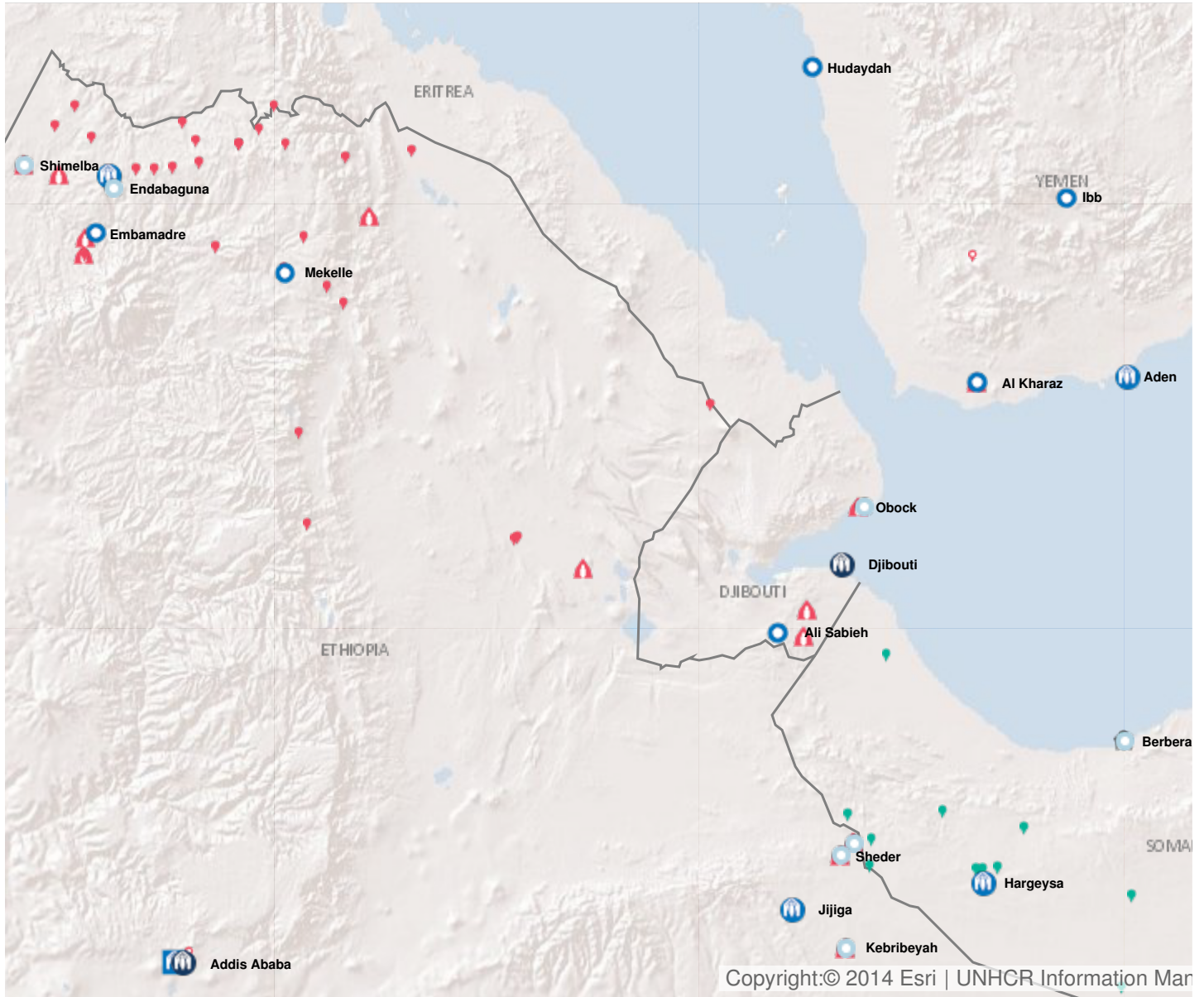


## Operation: Djibouti

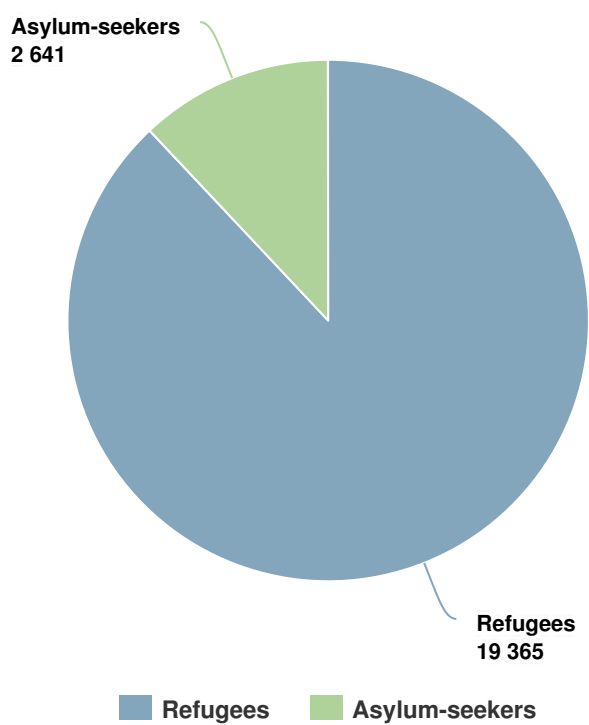


Latest update of camps and office locations **21 Nov 2016.**

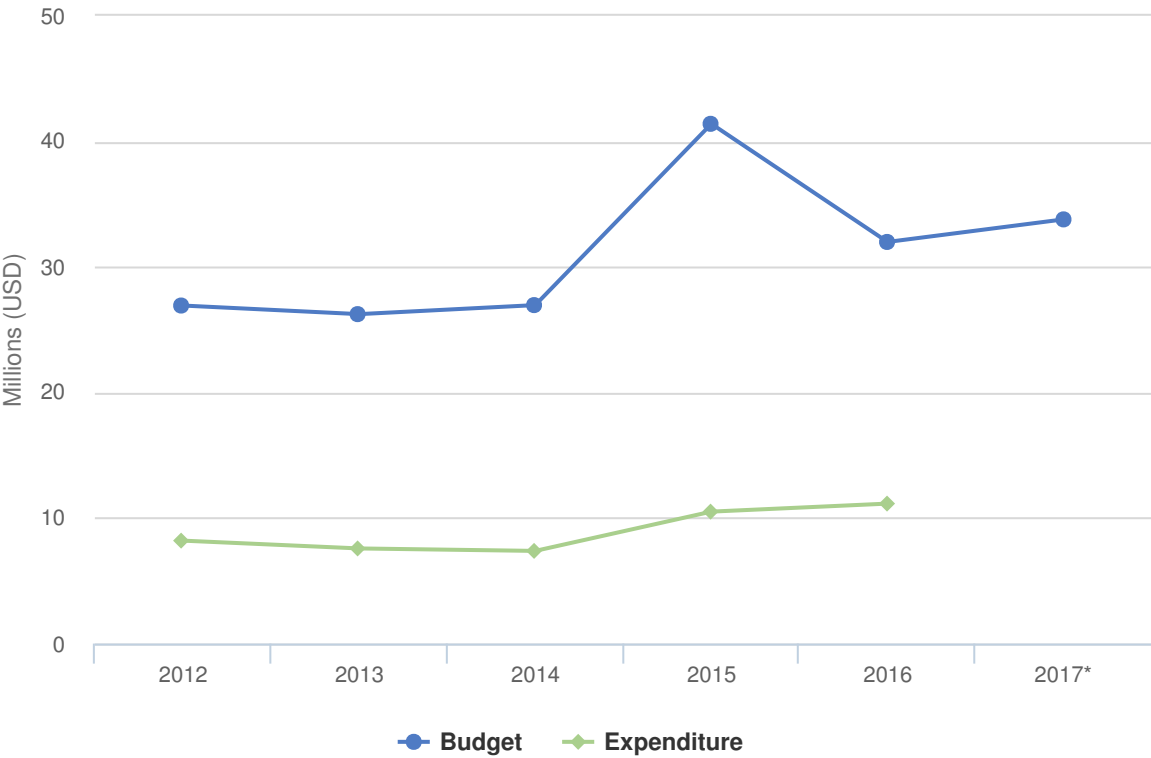
# People of Concern

DECREASE IN  
**10%** **2015**

<b>2015</b>	22,006
<b>2014</b>	24,362
<b>2013</b>	23,810



# Budgets and Expenditure for Djibouti



The overview of the 2016 report for this operation will be uploaded and available shortly.

# 2016 Original Budget for Djibouti | USD

The following table presents the original budget for this operation broken down at the objective level. Resource allocation at the objective level is subject to change during the course of the year as the operational situation evolves and priorities shift. The current budget by pillar, reflected in the bottom line of this table, is updated on a monthly basis and is replaced by the final budget at year-end.

	Pillar 1 Refugee programme	Total
<b>Favourable Protection Environment</b>		
Law and policy	121,305	121,305
Access to territory	266,849	266,849
	<b>Subtotal</b>	<b>388,154</b>
<b>Fair Protection Processes and Documentation</b>		
Reception conditions	235,105	235,105
Registration and profiling	288,918	288,918
Status determination	253,447	253,447
Individual documentation	48,052	48,052
Civil status documentation	444,809	444,809
	<b>Subtotal</b>	<b>1,270,332</b>
<b>Security from Violence and Exploitation</b>		
SGBV prevention and response	640,918	640,918
Child protection	206,105	206,105
	<b>Subtotal</b>	<b>847,023</b>
<b>Basic Needs and Essential Services</b>		
Health	1,780,210	1,780,210
Reproductive health and HIV/ Aids response	228,581	228,581
Nutrition	422,157	422,157
Food security	56,813	56,813
Water	848,710	848,710
Sanitation and hygiene	365,157	365,157
Shelter and infrastructure	2,807,210	2,807,210
Energy	760,762	760,762
Basic and domestic and hygiene Items	418,753	418,753
Services for persons with specific needs	330,052	330,052
Education	2,400,233	2,400,233
	<b>Subtotal</b>	<b>10,418,639</b>
<b>Community Empowerment and Self Reliance</b>		

	Pillar 1 Refugee programme	Total
Community mobilization	146,105	146,105
Natural resources and shared environment	161,866	161,866
Self-reliance and livelihoods	1,912,441	1,912,441
<b>Subtotal</b>	<b>2,220,412</b>	<b>2,220,412</b>
<b>Durable Solutions</b>		
Solutions strategy	77,052	77,052
Voluntary return	280,158	280,158
Integration	60,052	60,052
Resettlement	243,157	243,157
<b>Subtotal</b>	<b>660,420</b>	<b>660,420</b>
<b>Leadership, Coordination and Partnerships</b>		
Coordination and partnerships	192,157	192,157
Donor relations	65,052	65,052
<b>Subtotal</b>	<b>257,210</b>	<b>257,210</b>
<b>Logistics and Operations Support</b>		
Supply chain and logistics	363,210	363,210
Operations management, coordination and support	3,562,431	3,562,431
<b>Subtotal</b>	<b>3,925,641</b>	<b>3,925,641</b>
<b>2016 Original Budget</b>	<b>19,987,830</b>	<b>19,987,830</b>
Increase / Decrease	12,000,000	12,000,000
<b>2016 Final Budget</b>	<b>31,987,830</b>	<b>31,987,830</b>