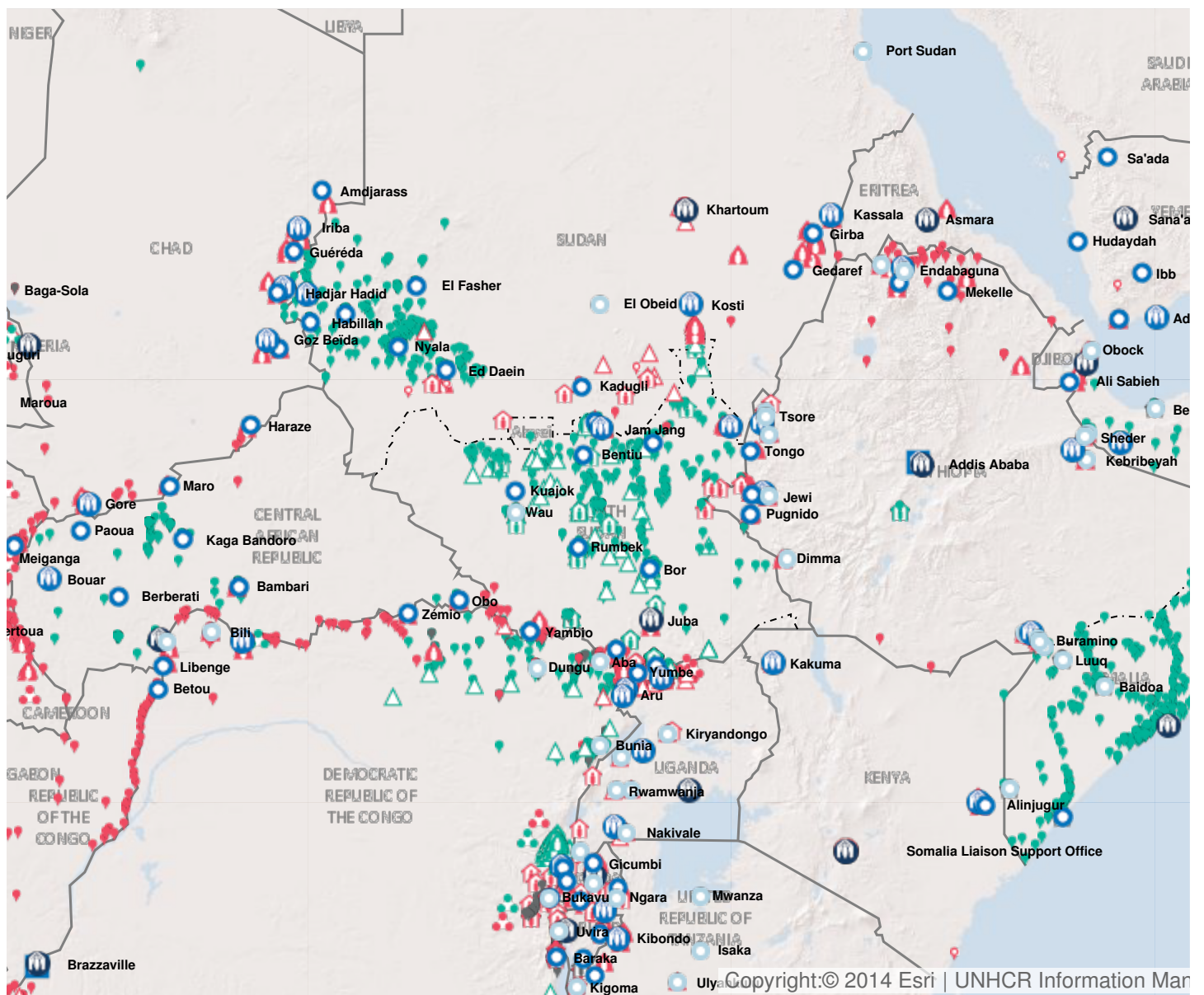


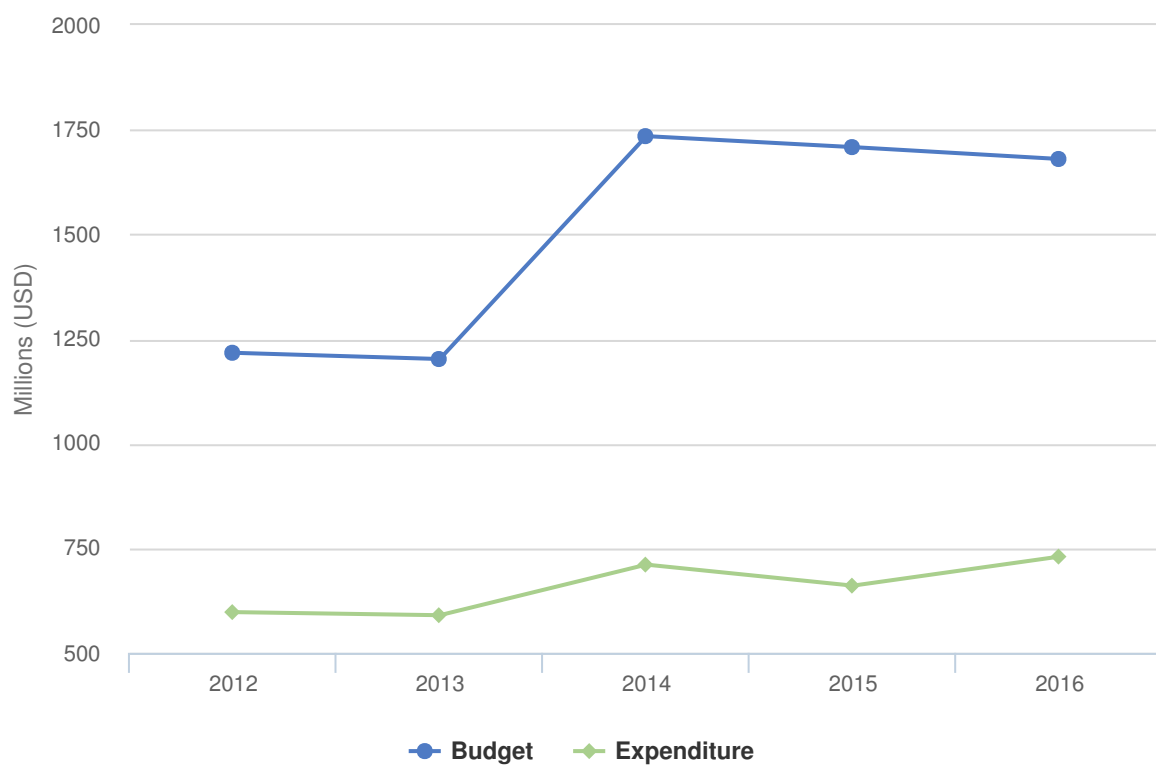
Subregion: East and Horn of Africa

| Chad | Djibouti | Eritrea | Ethiopia | Kenya | Somalia | South Sudan | Sudan | Uganda |

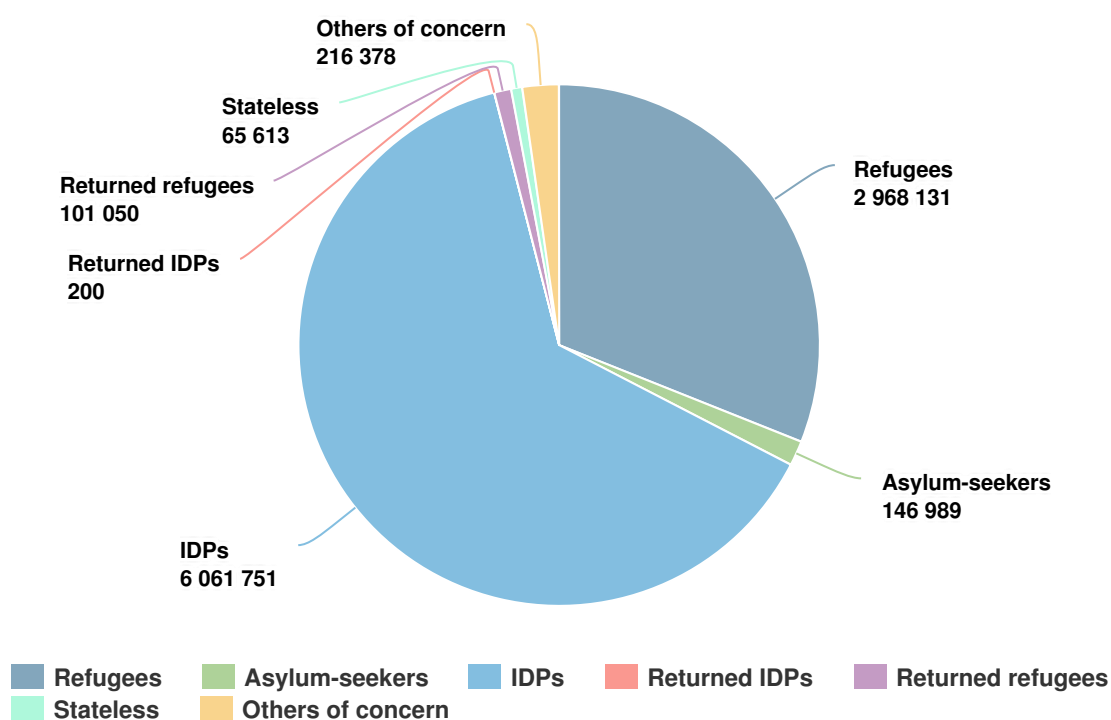


Latest update of camps and office locations 21 Nov 2016.

Budgets and Expenditure in Subregion East and Horn of Africa



People of Concern - 2016 [projected]



The overview of the 2016 report for this subregion will be uploaded and available shortly.

2016 Voluntary Contributions to East and Horn of Africa | USD

Earmarking / Donor	Pillar 1 Refugee programme	Pillar 2 Stateless programme	Pillar 3 Reintegration projects	Pillar 4 IDP projects	All pillars	Total
East and Horn of Africa overall						
Australia	3,599,712	0	0	0	0	3,599,712
Denmark	0	0	0	0	3,707,174	3,707,174
Finland	0	0	0	0	2,491,506	2,491,506
Germany	0	0	0	0	45,635,870	45,635,870
Holy See	5,000	0	0	0	0	5,000
Ireland	1,132,503	0	0	0	0	1,132,503
Luxembourg	0	0	0	0	824,176	824,176
Malta	21,978	0	0	0	0	21,978
Monaco	55,741	0	0	0	0	55,741
Philippines	5,000	0	0	0	0	5,000
Private donors in Australia	0	0	0	0	3,980	3,980
Private donors in Canada	0	0	0	0	8,276	8,276
Private donors in France	0	0	0	0	85	85
Private donors in Germany	0	0	0	0	1,061,571	1,061,571
Private donors in Italy	0	0	0	0	555	555
Private donors in Japan	0	0	0	1,000,000	8,426	1,008,426
Private donors in Spain	0	0	0	0	3,869	3,869
Private donors in Switzerland	0	0	0	0	6,552	6,552
Private donors in the Republic of Korea	0	0	0	0	17,183	17,183
Private donors in the United States of America	0	0	0	0	260,078	260,078
Republic of Korea	0	0	0	0	500,000	500,000
Sweden	0	0	0	0	2,448,880	2,448,880
<i>East and Horn of Africa overall subtotal</i>	4,819,934	0	0	1,000,000	56,978,179	62,798,113
Chad						
Canada	0	0	0	0	1,498,127	1,498,127
Central Emergency Response Fund (CERF)	325,002	0	0	1,001,282	0	1,326,284

Earmarking / Donor	Pillar 1 Refugee programme	Pillar 2 Stateless programme	Pillar 3 Reintegration projects	Pillar 4 IDP projects	All pillars	Total
Denmark	100,000	0	0	0	0	100,000
European Union	4,701,727	0	0	0	0	4,701,727
Finland	156,199	0	0	0	1,137,290	1,293,489
France	736,961	0	0	0	0	736,961
Germany	1,364,008	0	0	1,109,878	0	2,473,885
Ireland	0	0	0	0	543,478	543,478
Private donors in Germany	0	0	0	0	234,706	234,706
Private donors in Italy	0	0	0	0	107	107
Private donors in Qatar	1,847,243	0	0	0	0	1,847,243
Private donors in Spain	19,734	0	0	0	0	19,734
Private donors in the Netherlands	673,938	0	0	0	0	673,938
Private donors in the United States of America	587,763	0	0	0	126,787	714,550
Spain	192,903	0	0	0	0	192,903
Sweden	0	0	0	0	612,220	612,220
Switzerland	0	0	0	0	702,106	702,106
UNAIDS	0	0	0	0	64,200	64,200
United States of America	9,900,000	0	0	0	38,200,000	48,100,000
Chad subtotal	20,605,478	0	0	2,111,160	43,119,021	65,835,659
Djibouti						
Canada	0	0	0	0	187,266	187,266
Finland	195,825	0	0	0	0	195,825
Japan	0	0	0	0	3,500,000	3,500,000
Private donors in Qatar	140,000	0	0	0	0	140,000
Sweden	0	0	0	0	1,178,550	1,178,550
United States of America	5,043,713	0	0	0	3,800,000	8,843,713
Djibouti subtotal	5,379,538	0	0	0	8,665,816	14,045,354
Eritrea						
Central Emergency Response Fund (CERF)	350,000	0	0	0	0	350,000
Eritrea subtotal	350,000	0	0	0	0	350,000

Earmarking / Donor	Pillar 1 Refugee programme	Pillar 2 Stateless programme	Pillar 3 Reintegration projects	Pillar 4 IDP projects	All pillars	Total
Ethiopia						
Canada	0	0	0	0	2,996,255	2,996,255
Central Emergency Response Fund (CERF)	5,600,770	0	0	0	0	5,600,770
Delivering as One	124,869	0	0	0	0	124,869
Denmark	100,000	0	0	0	0	100,000
European Union	1,493,363	0	0	0	0	1,493,363
France	566,893	0	0	0	0	566,893
Germany	2,831,899	0	0	0	0	2,831,899
Ireland	265,393	0	0	0	0	265,393
Italy	221,239	0	0	0	0	221,239
Japan	5,000,000	0	0	0	0	5,000,000
Luxembourg	0	0	0	0	549,451	549,451
Netherlands	679,704	0	0	0	0	679,704
Private donors in Australia	616,675	0	0	0	103,739	720,414
Private donors in Qatar	1,847,243	0	0	0	0	1,847,243
Private donors in Spain	264,147	0	0	0	60,410	324,557
Private donors in Switzerland	290,325	0	0	0	0	290,325
Private donors in the Netherlands	16,858,508	0	0	0	0	16,858,508
Private donors in the United Kingdom of Great Britain and Northern Ireland	144,300	0	0	0	0	144,300
Private donors in the United States of America	490,206	0	0	0	0	490,206
Spain	133,779	0	0	0	0	133,779
Sweden	1,637,836	0	0	0	0	1,637,836
Switzerland	1,183,432	0	0	0	0	1,183,432
United Kingdom of Great Britain and Northern Ireland	0	0	0	0	2,095,922	2,095,922
United States of America	10,547,635	0	0	0	57,100,000	67,647,635
<i>Ethiopia subtotal</i>	50,898,218	0	0	0	62,905,776	113,803,993

Earmarking / Donor	Pillar 1 Refugee programme	Pillar 2 Stateless programme	Pillar 3 Reintegration projects	Pillar 4 IDP projects	All pillars	Total
Kenya						
Canada	0	0	0	0	4,494,382	4,494,382
Central Emergency Response Fund (CERF)	1,400,000	0	0	0	0	1,400,000
European Union	2,254,791	0	0	0	0	2,254,791
Finland	0	0	0	0	1,592,357	1,592,357
Germany	3,397,508	0	0	0	0	3,397,508
Japan	5,916,506	0	0	0	0	5,916,506
Netherlands	226,750	0	0	0	0	226,750
Private donors in Canada	199,802	0	0	0	0	199,802
Private donors in Qatar	2,366,867	0	0	0	0	2,366,867
Private donors in the Netherlands	1,040,815	0	0	0	0	1,040,815
Private donors in the Republic of Korea	287,184	0	0	0	0	287,184
Private donors in the United Kingdom of Great Britain and Northern Ireland	280,789	0	0	0	0	280,789
Private donors in the United States of America	755,514	0	0	0	34,580	790,094
Sweden	96,615	0	0	0	0	96,615
Switzerland	1,016,260	0	0	0	0	1,016,260
UNAIDS	0	0	0	0	80,250	80,250
United Kingdom of Great Britain and Northern Ireland	14,485,550	0	0	0	0	14,485,550
United States of America	19,425,000	0	0	0	45,193,857	64,618,857
Kenya subtotal	53,149,952	0	0	0	51,395,425	104,545,378
Regional activities						
Denmark	80,000	0	0	0	0	80,000
Regional activities subtotal	80,000	0	0	0	0	80,000
Somalia						
Canada	0	0	0	0	749,064	749,064

Earmarking / Donor	Pillar 1 Refugee programme	Pillar 2 Stateless programme	Pillar 3 Reintegration projects	Pillar 4 IDP projects	All pillars	Total
Common Humanitarian Fund Sudan	0	0	0	900,491	0	900,491
European Union	606,576	0	975,057	1,819,728	0	3,401,361
Germany	1,691,094	0	0	1,691,094	0	3,382,187
Japan	4,380,390	0	1,755,216	1,862,580	460,000	8,458,186
Norway	0	0	0	0	876,168	876,168
Private donors in Italy	0	0	0	0	427	427
Private donors in the United States of America	0	0	0	0	375	375
Saudi Arabia	2,446,000	0	0	0	0	2,446,000
United Kingdom of Great Britain and Northern Ireland	2,182,571	0	5,748,512	566,976	0	8,498,058
United States of America	4,600,000	0	0	0	33,350,000	37,950,000
<i>Somalia subtotal</i>	15,906,630	0	8,478,785	6,840,868	35,436,034	66,662,316
South Sudan						
Belgium	2,185,792	0	0	0	0	2,185,792
Canada	0	0	0	0	1,872,659	1,872,659
Central Emergency Response Fund (CERF)	5,989,321	0	0	0	0	5,989,321
Common Humanitarian Fund Sudan	0	0	0	199,842	0	199,842
European Union	6,737,517	0	0	0	0	6,737,517
France	0	0	0	200,000	250,000	450,000
Germany	2,219,756	0	0	1,132,503	0	3,352,259
Japan	3,500,000	0	0	0	0	3,500,000
Private donors in Australia	0	0	0	0	1,103	1,103
Private donors in Germany	0	0	0	0	1,133,787	1,133,787
Private donors in Italy	0	0	0	0	979	979
Private donors in Qatar	1,847,243	0	0	0	0	1,847,243
Private donors in Sweden	0	0	0	0	178	178
Private donors in Switzerland	0	0	0	0	29	29

Earmarking / Donor	Pillar 1 Refugee programme	Pillar 2 Stateless programme	Pillar 3 Reintegration projects	Pillar 4 IDP projects	All pillars	Total
Private donors in the United Kingdom of Great Britain and Northern Ireland	296,991	0	0	0	0	296,991
Private donors in the United States of America	119,498	0	0	0	38	119,536
Spain	0	0	0	0	13,115	13,115
UNAIDS	0	0	0	0	80,250	80,250
United States of America	4,193,000	0	0	0	57,800,000	61,993,000
South Sudan subtotal	27,089,119	0	0	1,532,345	61,152,137	89,773,601
Sudan						
Canada	0	0	0	0	1,498,127	1,498,127
Central Emergency Response Fund (CERF)	4,603,868	0	0	761,755	0	5,365,623
Common Humanitarian Fund Sudan	3,354,863	0	0	1,536,817	0	4,891,680
European Union	4,382,313	0	0	404,536	0	4,786,849
Germany	5,094,366	0	0	0	0	5,094,366
Italy	760,870	0	0	0	0	760,870
Japan	3,086,022	268,817	0	677,419	467,742	4,500,000
Luxembourg	0	0	0	0	549,451	549,451
Netherlands	556,389	0	0	0	0	556,389
Norway	0	0	0	0	1,168,224	1,168,224
Private donors in Italy	0	0	0	559	28	587
Private donors in Qatar	1,204,440	0	0	0	0	1,204,440
Private donors in Sweden	0	0	0	0	353	353
Private donors in Switzerland	0	0	0	156,000	22	156,022
Private donors in the Netherlands	1,440,647	0	0	0	0	1,440,647
Private donors in the United States of America	4,240	0	0	0	116	4,356
Sweden	0	0	0	0	2,528,646	2,528,646
Switzerland	1,016,260	0	0	0	0	1,016,260

Earmarking / Donor	Pillar 1 Refugee programme	Pillar 2 Stateless programme	Pillar 3 Reintegration projects	Pillar 4 IDP projects	All pillars	Total
United Kingdom of Great Britain and Northern Ireland	2,500,000	0	0	0	0	2,500,000
United Nations Darfur Fund	0	0	0	1,406,179	0	1,406,179
United States of America	3,150,000	0	0	0	28,100,000	31,250,000
<i>Sudan subtotal</i>	31,154,278	268,817	0	4,943,265	34,312,710	70,679,070
Uganda						
Belgium	1,194,266	0	0	0	0	1,194,266
Canada	0	0	0	0	936,330	936,330
Central Emergency Response Fund (CERF)	10,899,605	0	0	0	0	10,899,605
Denmark	1,000,000	0	0	0	0	1,000,000
European Union	2,886,537	0	0	0	0	2,886,537
Germany	1,473,923	0	0	0	0	1,473,923
Ireland	1,193,241	0	0	0	0	1,193,241
Japan	3,500,000	0	0	0	1,833,013	5,333,013
Norway	1,752,336	0	0	0	599,520	2,351,857
PRIV DONORS UNITED ARAB EMIRATES	250,000	0	0	0	0	250,000
Private donors in Germany	901,917	0	0	0	0	901,917
Private donors in Italy	68	0	0	0	44	112
Private donors in Japan	90,270	0	0	0	0	90,270
Private donors in Qatar	1,505,537	0	0	0	0	1,505,537
Private donors in the United States of America	1,816,080	0	0	0	0	1,816,080
Sweden	4,347,354	0	0	0	0	4,347,354
UNAIDS	0	0	0	0	80,250	80,250
United Kingdom of Great Britain and Northern Ireland	7,720,319	0	0	0	0	7,720,319
United States of America	22,569,600	0	0	0	51,800,000	74,369,600
<i>Uganda subtotal</i>	63,101,053	0	0	0	55,249,157	118,350,210
Total	272,534,199	268,817	8,478,785	16,427,637	409,214,256	706,923,694

Note:

