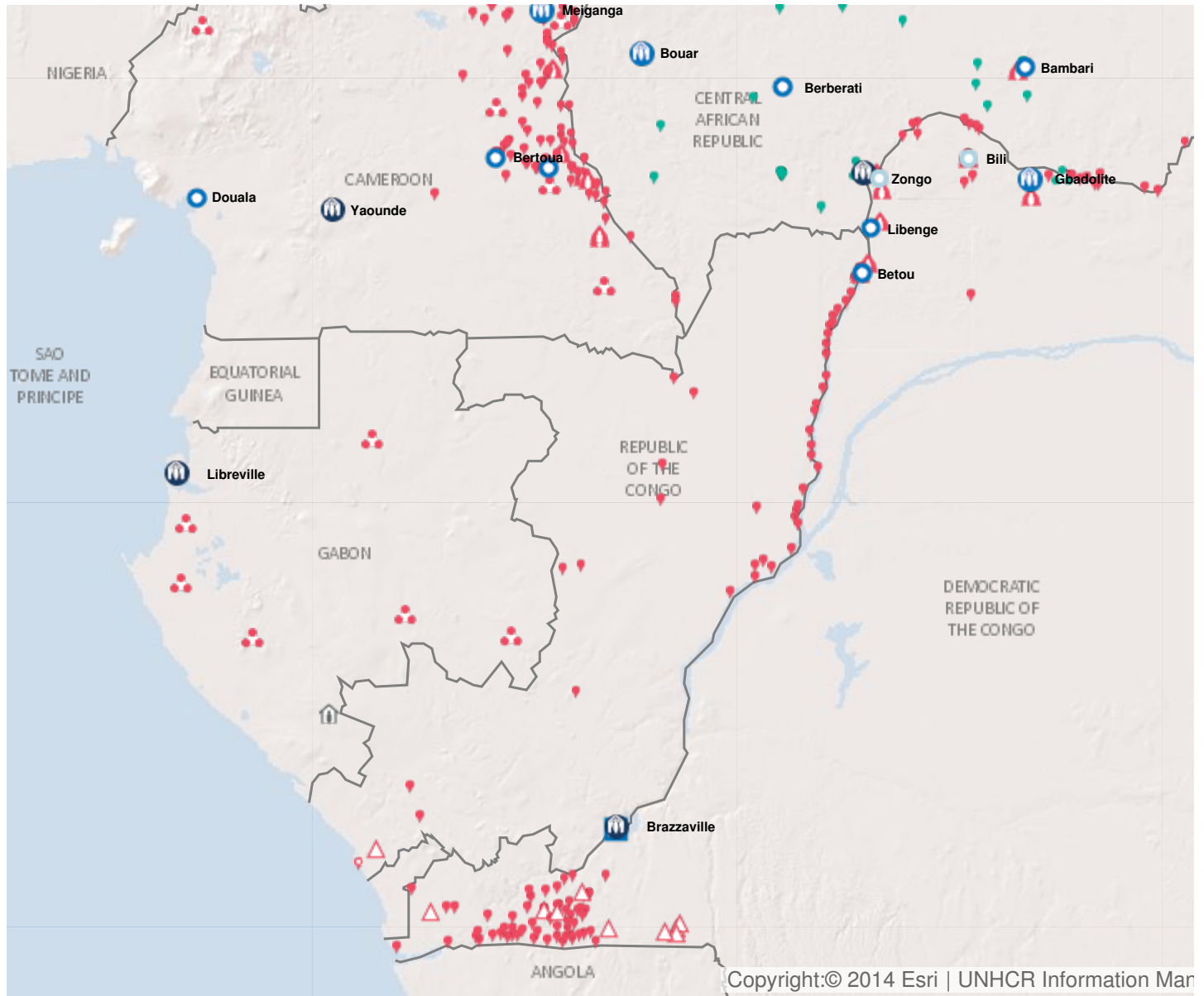


## Operation: Congo

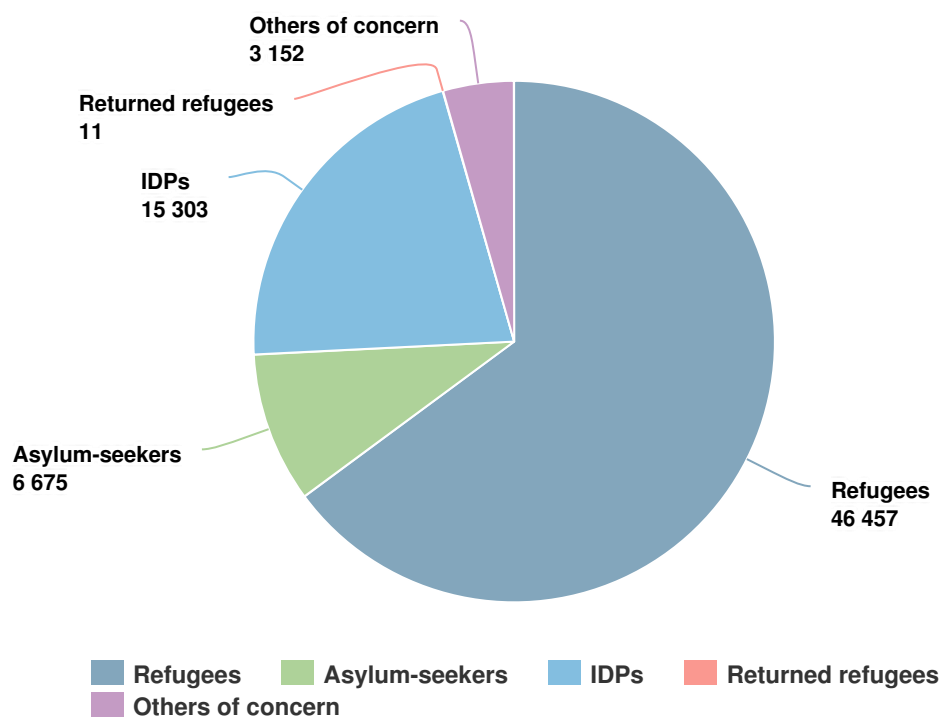


Latest update of camps and office locations **21 Nov 2016**.

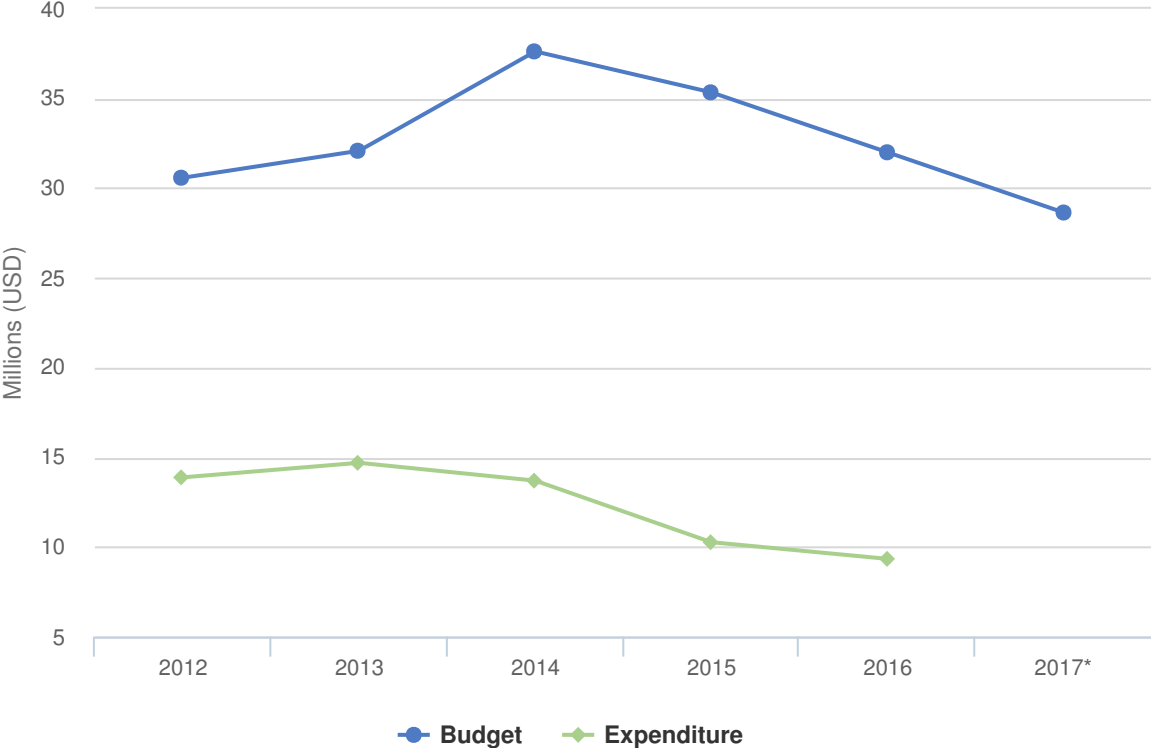
# People of Concern

**37% INCREASE IN 2016**

<b>2016</b>	71,598
<b>2015</b>	52,152
<b>2014</b>	59,105



# Budgets and Expenditure for Congo



## Working environment

The government reported attacks in the Pool department of the Republic of Congo, which led to the internal displacement of an estimated 15,500 people in November 2016.

Refugees and especially those living in urban areas were affected by the socio-economic situation of the country and those working in the construction industry lost their jobs. In addition, the authorities implemented measures restricting access to some income-generating activities such as small trade and driving of taxis. Several cases of survival sex were identified, increasing the need for assistance.

While refugees over the age of 16 were provided with refugee identification cards after the verification exercise held in 2015 and 2016, refugees continued to face protection risks due to police operations. Furthermore, the Government of the Congo lifted the *prima facie* recognition of Central Africans refugees, which resulted in thousands of Central African asylum seekers not being provided with refugee ID cards.

## Population trends

- The total number of people of concern increased by 27 per cent, from 52,151 to 71,597 at the end of 2016.
- Security incidents in the Pool department triggered displacement of a further 15,500 people within the country in late 2016.
- The number of asylum-seekers increased from 4,342 in 2015 to 6,675 in 2016 since the Democratic Republic of the Congo lifted the *prima facie* recognition for Central African refugees in 2016.

## Achievements and impact

- The Government's capacity has been increased to ensure that the relevant body could handle the exemption process on *prima facie* recognition and undertake accelerated status determination procedures for Central African asylum-seekers.
- Training sessions have been organized on refugee's rights and obligation, on sexual and gender-based violence (SGBV) as well as on child protection issues.
- People with specific needs were assisted in paying deposits for housing and given cash assistance to cover their basic needs.
- Discussions with national authorities have been initiated in order to develop a durable solutions strategy as well as a local integration component.

## Unmet needs

- Livelihood-generating activities that would lead refugees to self-reliance could not be carried out fully.
- Only one third of the identified SGBV survivors received support.
- Due to funding shortfall, only 10 per cent of the 700 refugee children identified at risk benefited from best interest assessment and determination (BIA/BID).

# 2016 Original Budget for Congo | USD

The following table presents the original budget for this operation broken down at the objective level. Resource allocation at the objective level is subject to change during the course of the year as the operational situation evolves and priorities shift. The current budget by pillar, reflected in the bottom line of this table, is updated on a monthly basis and is replaced by the final budget at year-end.

	Pillar 1 Refugee programme	Total
<b>Fair Protection Processes and Documentation</b>		
Registration and profiling	661,839	661,839
Status determination	126,508	126,508
Individual documentation	1,064,266	1,064,266
Civil status documentation	300,655	300,655
<b>Subtotal</b>	<b>2,153,269</b>	<b>2,153,269</b>
<b>Security from Violence and Exploitation</b>		
SGBV prevention and response	1,093,115	1,093,115
Child protection	798,415	798,415
<b>Subtotal</b>	<b>1,891,529</b>	<b>1,891,529</b>
<b>Basic Needs and Essential Services</b>		
Health	3,979,491	3,979,491
Reproductive health and HIV/ Aids response	712,142	712,142
Nutrition	421,839	421,839
Water	663,678	663,678
Sanitation and hygiene	741,839	741,839
Shelter and infrastructure	691,839	691,839
Basic and domestic and hygiene Items	1,741,681	1,741,681
Services for persons with specific needs	1,649,595	1,649,595
Education	2,196,077	2,196,077
<b>Subtotal</b>	<b>12,798,180</b>	<b>12,798,180</b>
<b>Community Empowerment and Self Reliance</b>		
Self-reliance and livelihoods	4,763,741	4,763,741
<b>Subtotal</b>	<b>4,763,741</b>	<b>4,763,741</b>
<b>Durable Solutions</b>		
Voluntary return	2,198,521	2,198,521
Integration	5,275,150	5,275,150
Resettlement	309,727	309,727
<b>Subtotal</b>	<b>7,783,399</b>	<b>7,783,399</b>

	Pillar 1 Refugee programme	Total
<b>Logistics and Operations Support</b>		
Supply chain and logistics	2,066,105	2,066,105
Operations management, coordination and support	543,777	543,777
	<b>Subtotal</b>	<b>2,609,882</b>
<b>2016 Original Budget</b>	<b>32,000,000</b>	<b>32,000,000</b>
Increase / Decrease	0	0
<b>2016 Final Budget</b>	<b>32,000,000</b>	<b>32,000,000</b>