

30-Nov-16

Currently Active

Persons **27,202**

Cases **9,908**

Year of Arrival		
Pre-2006	3,979	14.6%
2006	1,787	6.6%
2007	1,558	5.7%
2008	958	3.5%
2009	916	3.4%
2010	998	3.7%
2011	895	3.3%
2012	730	2.7%
2013	844	3.1%
2014	1,037	3.8%
2015	10,287	37.8%
2016	3,213	11.8%

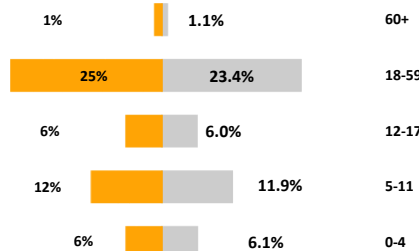
Specific Needs		
Serious medical condition	571	2.1%
Single parent	324	1.2%
Disability	293	1.1%
Specific legal and physical protection r	214	0.8%
Torture	168	0.6%
Woman at risk	144	0.5%
Older person at risk	86	0.3%
SGBV	51	0.2%
Unaccompanied or separated child	26	0.1%
Child at risk	26	0.1%

An individual can have more than one specific need

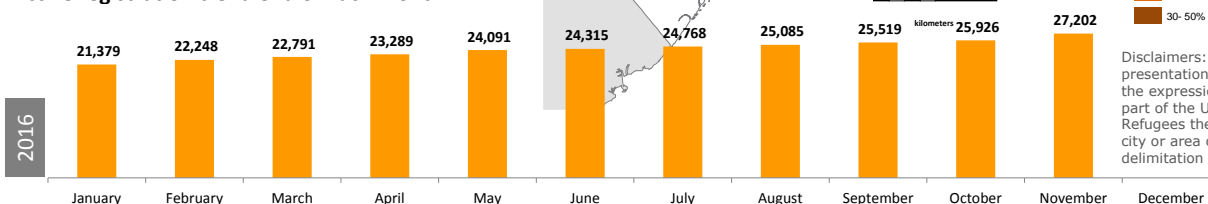
Place of Residence		
Woqooyi Galbeed	12,962	47.7%
Bari	4,941	18.2%
Benadir	2,131	7.8%
Nugaal	743	2.7%
Mudug	274	1.0%
Togdheer	257	0.9%
Awdal	142	0.5%
Nugal	140	0.5%
Lower Shabelle	46	0.2%
Sanaag	36	0.1%
Others	5,530	20.3%

### Age & Gender Breakdown

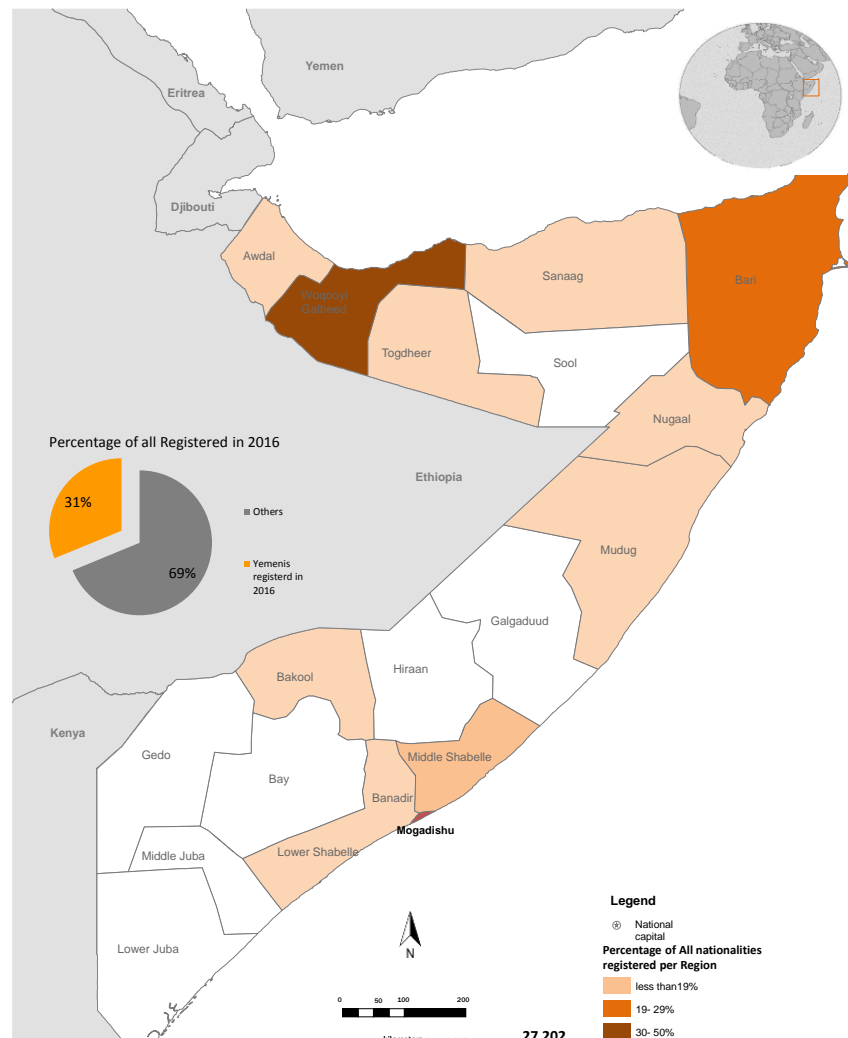
Male Female



### Active registration trend end of Each month



Age & Gender					
Age	0-4	5-11	12-17	18-59	60+
Female	1,660	3,236	1,645	6,359	308
Male	1,696	3,270	1,701	6,932	395
<b>Total</b>	<b>3,356</b>	<b>6,506</b>	<b>3,346</b>	<b>13,291</b>	<b>703</b>
	9.4%	17.9%	13.7%	54.6%	4.5%



### Legend

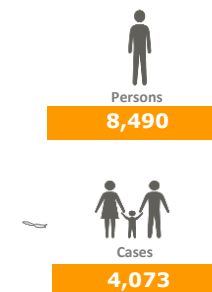
National capital

Percentage of All nationalities registered per Region

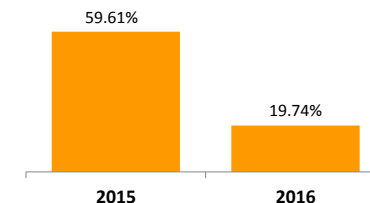
less than 19%  
19- 29%  
30- 50%

Disclaimers: The designations employed and the presentation of material on this map do not imply the expression of any opinion whatsoever on the part of the United Nations High Commissioner for Refugees the legal status of any country, territory, city or area or of its authorities, or concerning the delimitation of its frontiers or boundaries.

### Active Registered Yemenies



### Breakdown by Arrival Year



Age & Gender					
Age	0-4	5-11	12-17	18-59	60+
Female	388	721	560	1,847	178
Male	410	796	599	2,787	204
<b>Total</b>	<b>798</b>	<b>1,517</b>	<b>1,159</b>	<b>4,634</b>	<b>382</b>

### Place of Residence

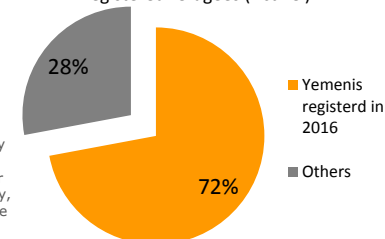
Hargeisa	3,454	40.7%
Bossaso	1,765	20.8%
Mogadishu	1,689	19.9%
Berbera	185	2.2%
Borama	110	1.3%
Qandala	47	0.6%
Qardho	44	0.5%
Afgoye	40	0.5%
Ceel Afweyn	29	0.3%
Others/ Location	1,127	13.3%

### Specific Needs

Serious medical condition	92	1.1%
Disability	69	0.8%
Older person at risk	23	0.3%
Woman at risk	7	0.1%
Specific legal and physical p	7	0.1%
Single parent	4	0.0%
Unaccompanied or separate	3	0.0%
Child at risk	2	0.0%

An individual can have more than one specific need

### Percentage of Yemenies to the total registered refugees (Active)



Prepared by the UNHCR Somalia Information/Data Management Team  
For More Information Contact: [abdulla@unhcr.org](mailto:abdulla@unhcr.org)