

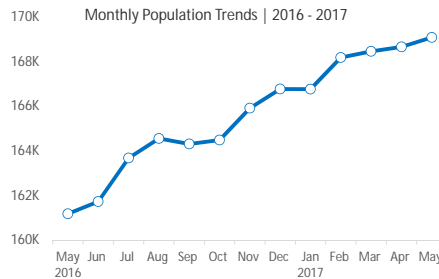
UNHCR Rwanda - Monthly Population Statistics

Statistics as of 31 May 2017



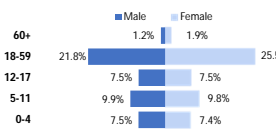
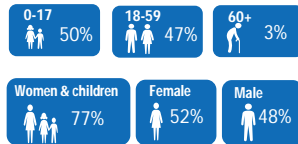
KEY POPULATION FIGURES

169,083	Total Population
159,820	Individually Registered
8,802	Congolese asylum-seekers (Pending)
461	Group Registered (In Reception centres)
537	New Arrivals in May (Burundians)



Location	Group Registered	Individually Registered	Total Households
Kigeme	-	19,753	3,832
Gihembe	-	12,455	2,862
Kiziba	-	17,156	3,496
Nyabiheke	-	14,374	2,786
Mugombwa	-	8,947	2,015
Kigali	-	30,339	14,218
Bugesera RC	257	-	139
Nyanza RC	88	-	57
Nyarushishi TC	-	7	5
Gatore RC	116	-	109
Huye	-	3,252	1,224
Mahama	-	53,537	18,470
Total	461	159,820	49,213

AGE and GENDER COMPOSITION

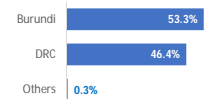


Age	0-4	5-11	12-17	18-59	60+	Total	Percentage
Female	11,648	15,723	12,047	40,805	3,021	83,244	52.1%
Male	11,958	15,708	12,034	34,945	1,931	76,576	47.9%
Total	23,606	31,431	24,081	75,750	4,952	159,820	
	14.8%	19.7%	15.1%	47.4%	3.1%		Average family size: 3.3

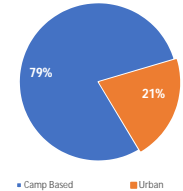
COUNTRIES OF ORIGIN

Country of Origin	0 - 4 years		5 - 11 years		12 - 17 years		18 - 59 years		60+ years		Total
	F	M	F	M	F	M	F	M	F	M	
Afghanistan							1				1
Angola	1						4	1			6
Burundi	6,259	6,513	7,844	7,949	5,396	5,731	21,351	22,251	1,163	659	85,116
Belgium							1				1
Central African Rep.		1						1			2
Chad				1			2	3		1	7
DR Congo	5,376	5,427	7,859	7,737	6,639	6,295	19,098	12,657	1,851	1,266	74,205
Eritrea			1				1	10			13
Ethiopia								4			4
Guinea								1			1
Haiti		1									1
Kenya							1				1
Rwanda	11	14	17	17	12	5	345	12	7	3	443
Somalia		1	1	1		3		1		1	8
South Sudan								2			2
Tanzania	1		1	1							3
Uganda		1					2	1		1	6
Total	11,648	11,958	15,723	15,708	12,047	12,034	40,805	34,945	3,021	1,931	159,820

Main Countries of Origin



Camp vs Urban Refugees



Specific Needs		%
Child at risk	593	3.0%
Disability	3,711	19.0%
Family unity	535	2.7%
Older person at risk	1,892	9.7%
Serious medical condition	3,960	20.3%
SGBV	720	3.7%
Single parent	2,227	11.4%
Legal & physical protection needs	520	2.7%
Torture	563	2.9%
Unaccompanied or separated child	2,901	14.9%
Woman at risk	1,896	9.7%
Total	19,518	

An individual may have more than one specific need

Areas of origin		%
North Kivu	63,996	86.2%
South Kivu	7,542	10.2%
Katanga	1,661	2.2%
Maniema	151	0.2%
Oriental	101	0.1%
Kinshasa	82	0.1%
Kasai Oriental	21	0.0%
Bandundu	18	0.0%
Equateur	12	0.0%
Other	621	0.8%
Total	74,205	

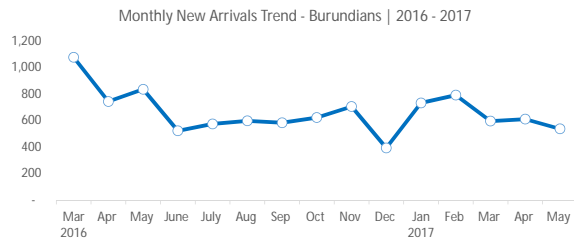
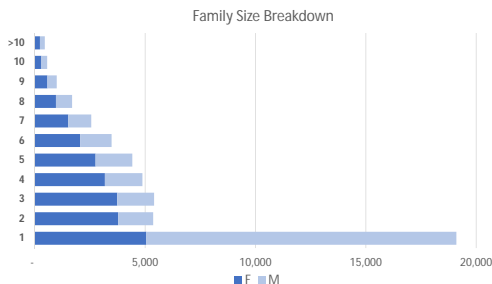
Refugees from DR Congo

* Includes asylum-seekers

Areas of origin		%
Kirundo	36,762	43.2%
Bujumbura Mairie	31,076	36.5%
Muyinga	7,815	9.2%
Ngozi	3,299	3.9%
Karuzi	1,181	1.4%
Kayanza	947	1.1%
Cibitoke	914	1.1%
Gitega	624	0.7%
Ruyigi	534	0.6%
Bubanza	497	0.6%
Other	1,467	1.7%
Total	85,116	

Refugees from Burundi

* Includes asylum-seekers



COD Rwanda represents spouses of registered refugees
 Congolese asylum seekers and the group registered individuals are not included in the demographic and other breakdowns
 For More Information: <http://data.unhcr.org/drc/country.php?id=182> and <http://data2.unhcr.org/en/situations/burundi/location/2006>