



WEEKLY UPDATE | Voluntary Repatriation of Somali Refugees From Kenya.

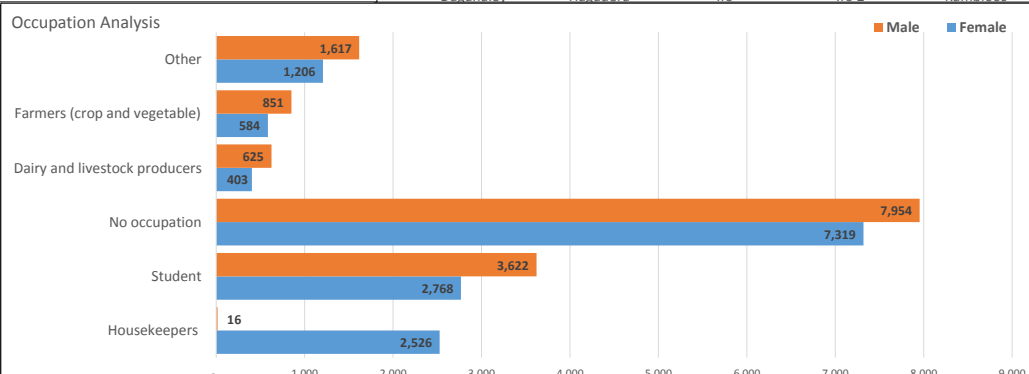
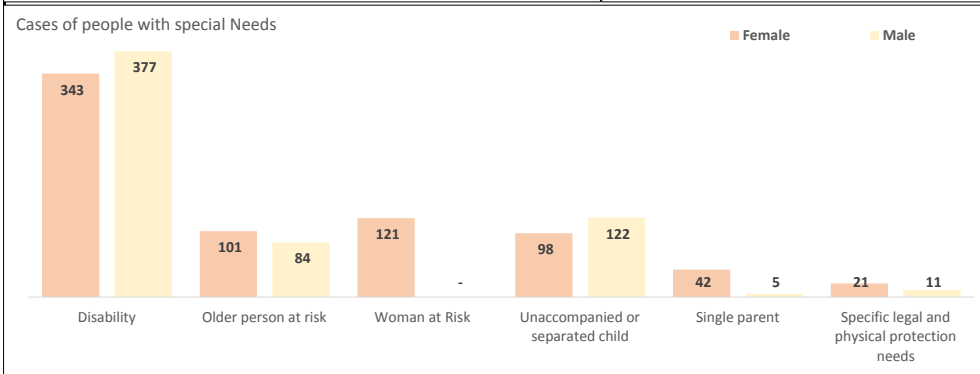
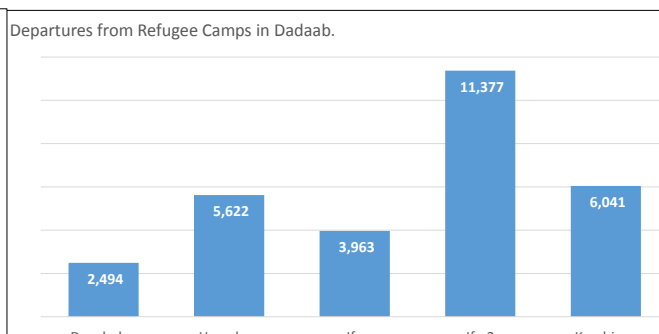
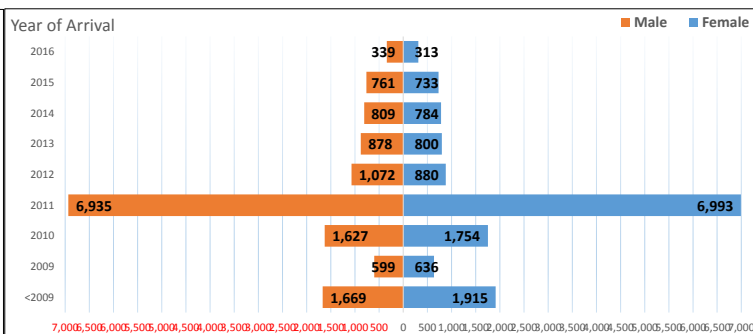
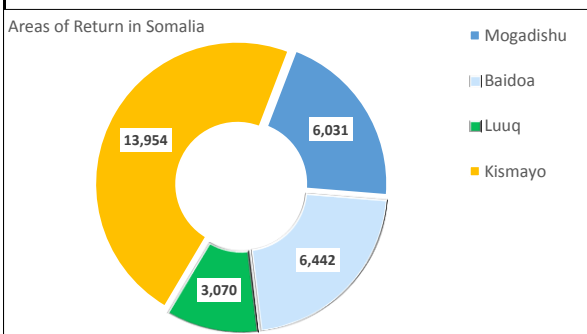
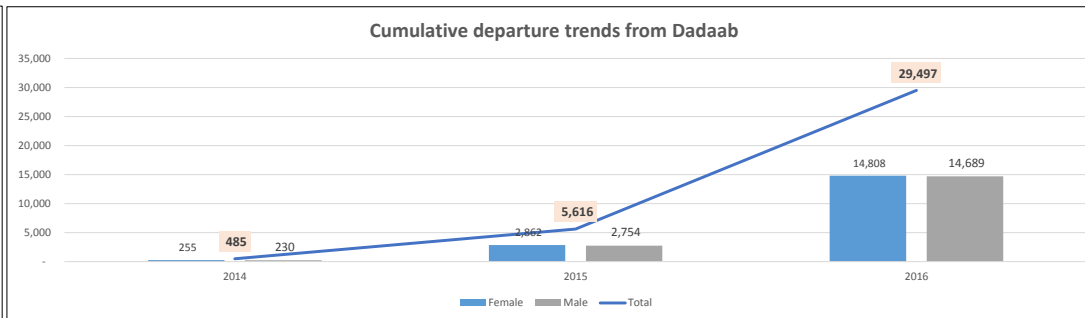
2016 DEPARTURES FROM KENYA	
Location	Individuals
Dadaab	29,497
Nairobi	24
Kakuma	451
Grand Total	29,972

CUMULATIVE DEPARTURES FROM KENYA	
Location	Location
Dadaab	35,598
Nairobi	24
Kakuma	451
Grand Total	36,073

CUMULATIVE DEPARTURES FROM DADAAB			
Year	Female	Male	Total
2014	255	230	485
2015	2,862	2,754	5,616
2016	14,808	14,689	29,497
Total	17,925	17,673	35,598

2016 DADAAB SUMMARY	
Details	Totals
No. of Households	5,771
No. of Individuals	29,497
No. of Females	14,808
No. of Males	14,689
No. of Special Needs	1,325

CONVOYS SUMMARY	
ROAD CONVOYS	99
FLIGHTS	
Mogadishu	180
Kismayu	162
Baidoa	4
	14



Source: UNHCR S.O Dadaab (ProGres)

Contacts: Mr. Denis Alma Kuindje, Senior Protection Coordinator: kuindje@unhcr.org

Profile of Voluntary Repatriation Departures Cumulative Analysis

Reported Departures From 1st January to 25th November 2016

Breakdown by Camp of Asylum, Age and Gender

Camp	0 - 4			5 - 11			12 - 17			18 - 59			60+			Grand Total		
	F	M	Total	F	M	Total	F	M	Total	F	M	Total	F	M	Total	Persons	%	HouseHolds
Dagahaley	266	256	522	377	389	766	218	206	424	416	312	728	29	25	54	2,494	8%	531
Hagadera	537	622	1,159	831	813	1,644	464	482	946	1,091	674	1,765	48	60	108	5,622	19%	1,240
Ifo	349	446	795	550	601	1,151	336	321	657	713	527	1,240	53	67	120	3,963	13%	846
Ifo 2	1,200	1,249	2,449	1,558	1,827	3,385	888	1,109	1,997	1,800	1,487	3,287	87	172	259	11,377	107000%	2,062
Kambioos	562	600	1,162	927	1,020	1,947	478	596	1,074	974	738	1,712	56	90	146	6,041	20%	1,092
Grand Total	2,914	3,173	6,087	4,243	4,650	8,893	2,384	2,714	5,098	4,994	3,738	8,732	273	414	687	29,497	-	5,771

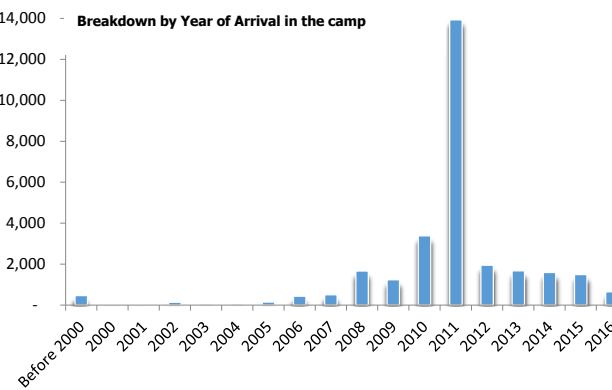
Breakdown by Marital Status

Marital Status	Female	Male	Total	%
Divorced	309	81	390	1%
Married	3,697	2,522	6,219	21%
Single	10,360	12,005	22,365	76%
Separated	27	10	37	0%
Windowed	415	71	486	2%
Grand Total	14,808	14,689	29,497	100%

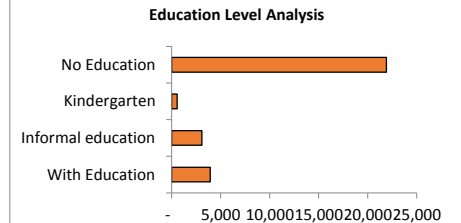
NB: 20078 returnees are minors representing 68% and 9419 are adults (31%).

Breakdown by Year of Arrival in the camp

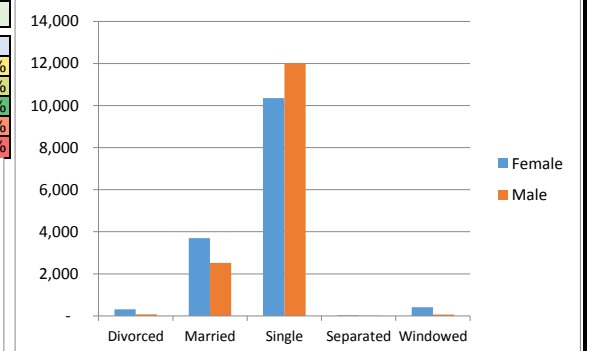
Arrival Year	F	M	Total	%
Before 2000	294	171	465	2%
2000	31	22	53	0%
2001	24	15	39	0%
2002	76	60	136	0%
2003	31	35	66	0%
2004	46	27	73	0%
2005	73	73	146	0%
2006	220	215	435	1%
2007	256	246	502	2%
2008	864	805	1,669	6%
2009	636	599	1,235	4%
2010	1,754	1,627	3,381	11%
2011	6,993	6,935	13,928	47%
2012	880	1,072	1,952	7%
2013	800	878	1,678	6%
2014	784	809	1,593	5%
2015	733	761	1,494	5%
2016	313	339	652	2%
Grand Total	14,808	14,689	29,497	100%



Education Level	Total	%
With Education	3,928	13%
Informal education	3,096	10%
Kindergarten	569	2%
No Education	21,904	74%
Grand Total	29,497	100%

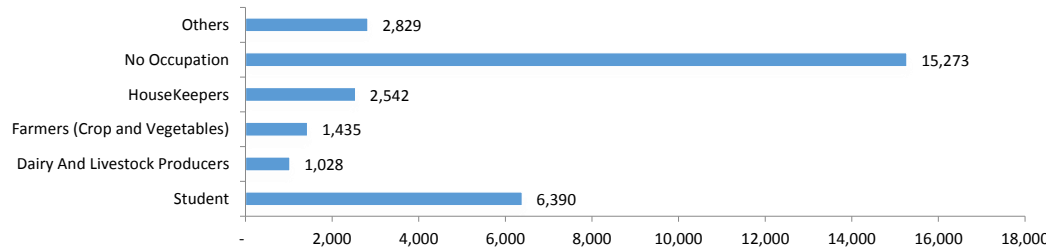


Marital Status Analysis



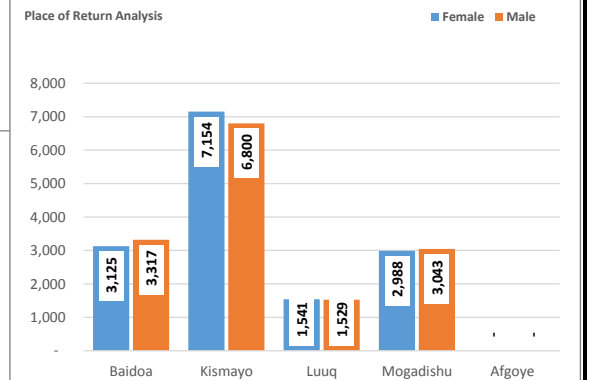
Breakdown by Occupation

Occupation	Total	%
Student	6,390	22%
Dairy And Livestock Producers	1,028	3%
Farmers (Crop and Vegetables)	1,435	5%
HouseKeepers	2,542	9%
No Occupation	15,273	52%
Others	2,829	10%
Grand Total	29,497	100%



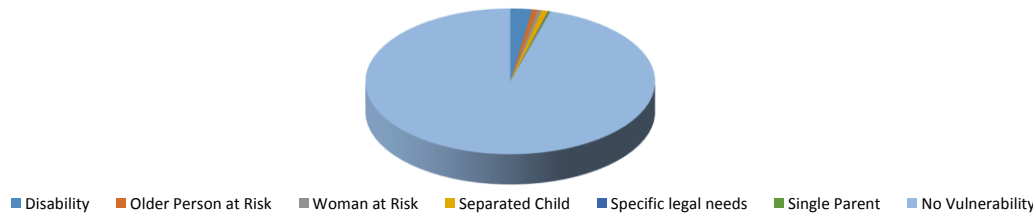
Breakdown by Place of Return

Return Area	Female	Male	Total	%
Baidoa	3,125	3,317	6,442	22%
Kismayo	7,154	6,800	13,954	47%
Luuq	1,541	1,529	3,070	10%
Mogadishu	2,988	3,043	6,031	20%
Afgoye	-	-	-	0%
Grand Total	14,808	14,689	29,497	100%



Breakdown by Vulnerability

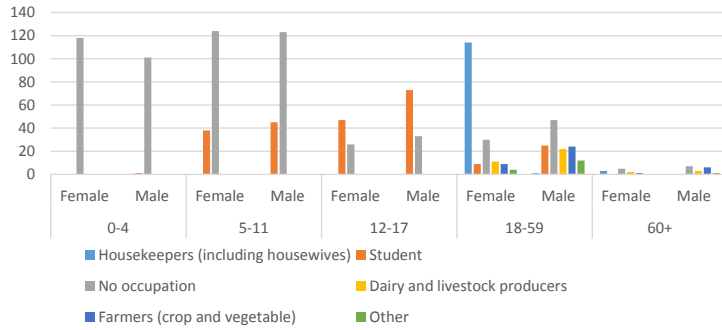
Vulnerability	Individuals	%
Disability	720	2%
Older Person at Risk	185	1%
Woman at Risk	121	0%
Separated Child	220	1%
Specific legal needs	32	0%
Single Parent	47	0%
No Vulnerability	28,172	96%
Grand Total	29,497	100%



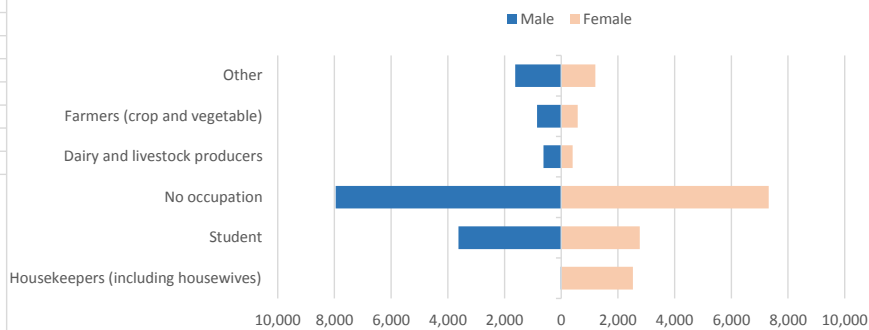
OCCUPATION ANALYSIS BY AGE GROUP

Occupation Analysis	0-4			5-11			12-17			18-59			60+			Grand Total			
	Female	Male	Total	Female	Male	Total	Female	Male	Total	Female	Male	Total	Female	Male	Total	Female	Male	Persons	%
Housekeepers (including housewives)	-	-	-	2	2	4	3	1	4	2,449	13	2,462	72	-	72	2,526	16	2,542	9%
Student	-	2	2	799	903	1,702	1,517	1,792	3,309	451	924	1,375	1	1	2	2,768	3,622	6,390	22%
No occupation	1,954	2,139	4,093	3,416	3,720	7,136	853	909	1,762	973	1,033	2,006	123	153	276	7,319	7,954	15,273	52%
Dairy and livestock producers	-	-	-	-	1	1	-	-	-	374	532	906	29	92	121	403	625	1,028	3%
Farmers (crop and vegetable)	-	-	-	-	-	-	-	-	-	552	732	1,284	32	119	151	584	851	1,435	5%
Other	960	1,032	1,992	26	24	50	11	12	23	195	504	699	16	49	65	1,208	1,621	2,829	10%
Grand Total	2,914	3,173	6,087	4,243	4,650	8,893	2,384	2,714	5,098	4,994	3,738	8,732	273	414	687	14,808	14,689	29,497	100%

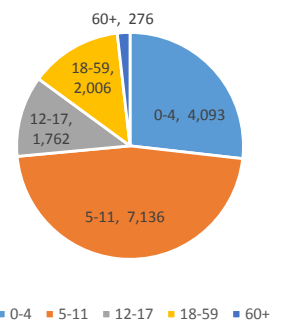
Occupation Analysis by Age Group



Occupation Analysis by Gender



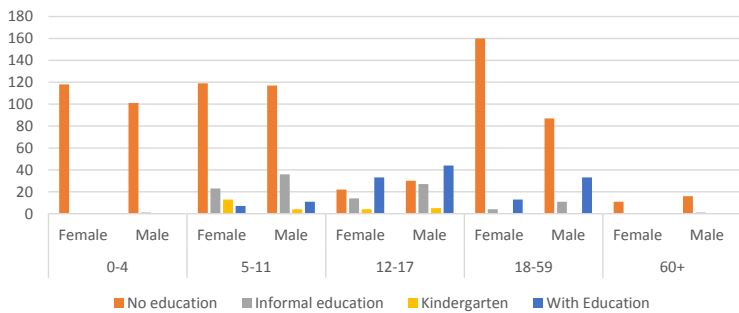
No Occupation



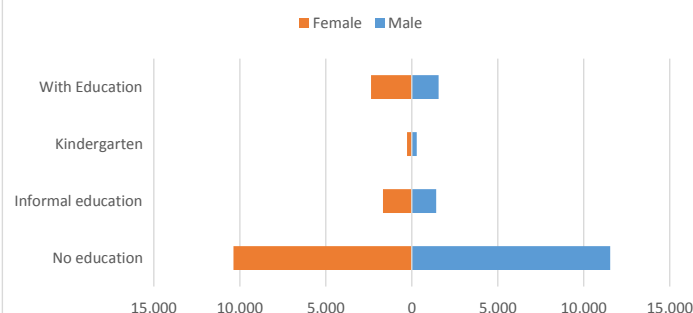
EDUCATION ANALYSIS BY AGE GROUP

Education Analysis	0-4			5-11			12-17			18-59			60+			Grand Total			
	Female	Male	Total	Female	Male	Total	Female	Male	Total	Female	Male	Total	Female	Male	Total	Female	Male	Persons	%
No education	2,865	3,115	5,980	3,405	3,683	7,088	777	809	1,586	4,223	2,392	6,615	265	370	635	11,535	10,369	21,904	74%
Informal education	2	3	5	575	682	1,257	644	711	1,355	198	251	449	4	26	30	1,423	1,673	3,096	10%
Kindergarten	-	-	-	149	156	305	141	117	258	3	2	5	1	-	1	294	275	569	2%
With Education	47	55	102	114	129	243	822	1,077	1,899	570	1,093	1,663	3	18	21	1,556	2,372	3,928	13%
Grand Total	2,914	3,173	6,087	4,243	4,650	8,893	2,384	2,714	5,098	4,994	3,738	8,732	273	414	687	14,808	14,689	29,497	100%

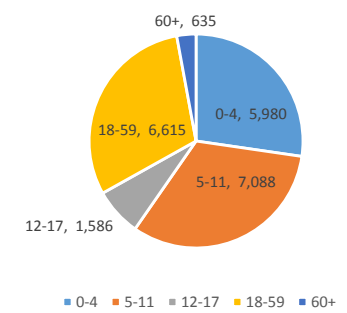
Education Analysis by Age Group



Education Analysis by Gender



No education

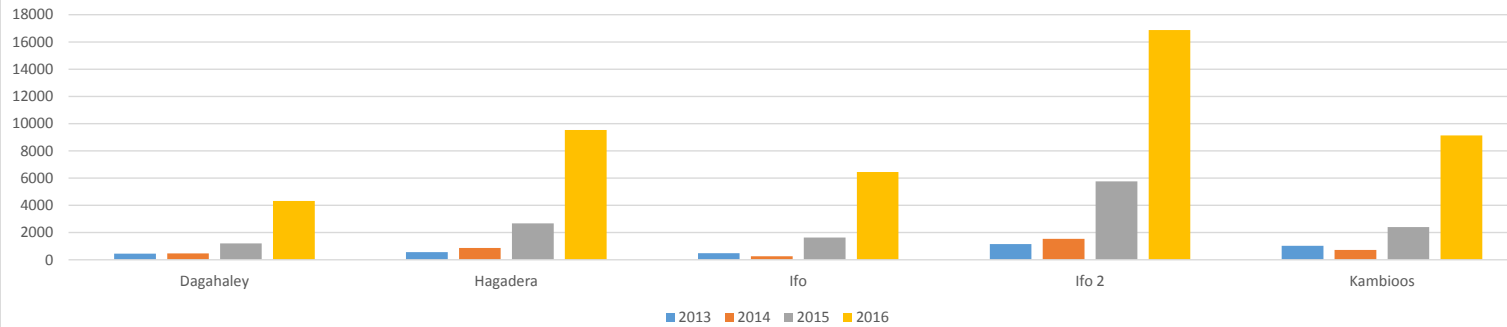


Trends of POCs Approaching the Return Help Desk

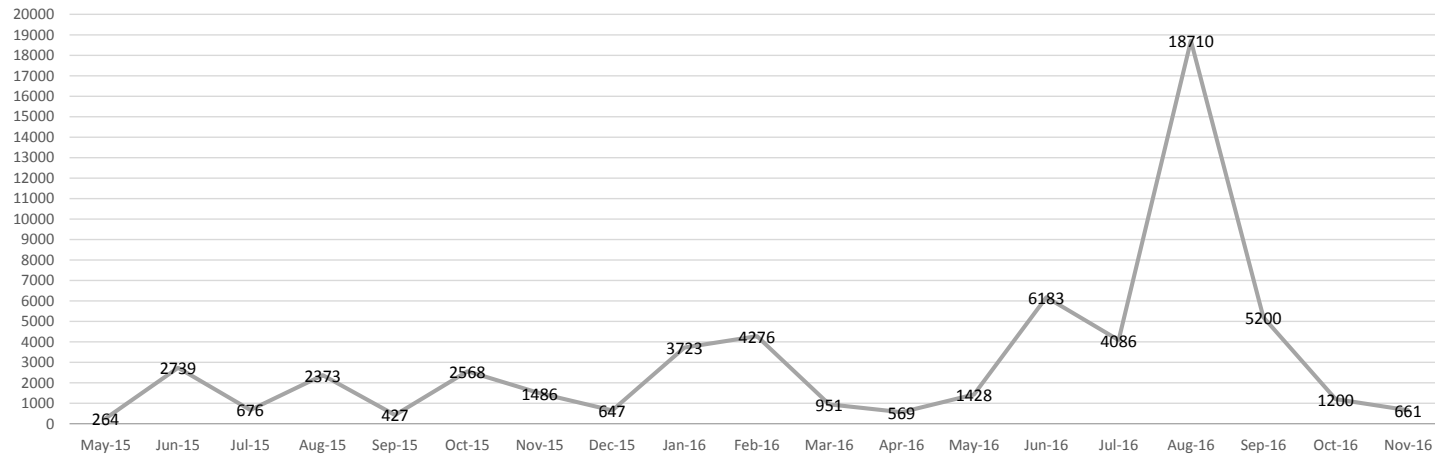
Trends POCs Approaching Return Help Desk Per Year Per Camp as of 25th November 2016

Years	Dagahaley	Hagadera	Ifo	Ifo 2	Kambioos	Total
2013	453	569	476	1156	1026	3,680
2014	467	867	266	1542	727	3,869
2015	1199	2678	1635	5764	2395	13,671
2016	4,326	9,539	6,452	16,877	9,132	46,326
Nov-16	118	193	79	182	89	661
Grand Total	6,563	13,846	8,908	25,521	13,369	68,207

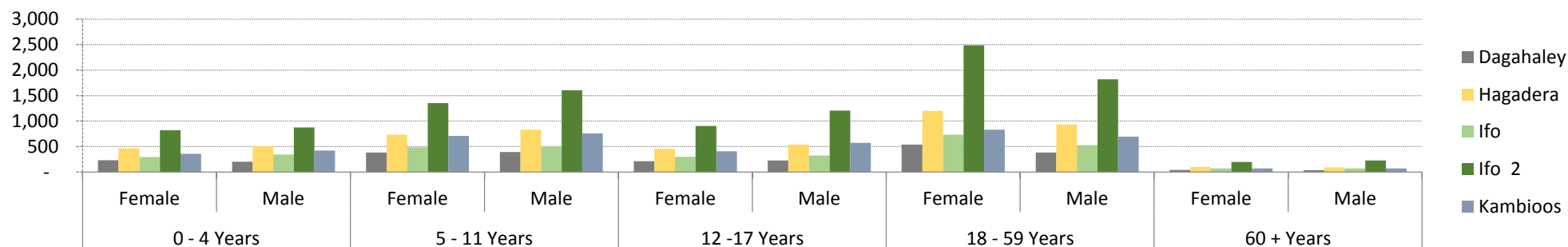
Trends of POCs Approaching the Return Help Desk per year per camp



Trends of POCs Approaching the Return Help Desk between May 2015 and October 2016



Return Help Desk Statistics Per Camp for those willing to Return as of 25th November 2016												
Camp	0 - 4 Years		5 - 11 Years		12 -17 Years		18 - 59 Years		60 + Years		Total	%
	Female	Male	Female	Male	Female	Male	Female	Male	Female	Male		
Dagahaley	230	203	381	391	214	228	539	383	44	37	2,650	9%
Hagadera	467	506	733	829	455	540	1,201	935	102	92	5,860	21%
Ifo	296	342	486	499	299	325	731	531	72	71	3,652	13%
Ifo 2	823	874	1,354	1,604	905	1,207	2,488	1,822	196	228	11,501	40%
Kambioos	357	424	708	757	406	574	832	695	71	73	4,897	17%
Grand Total	2,173	2,349	3,662	4,080	2,279	2,874	5,791	4,366	485	501	28,560	100%



Place of Return to Somalia					Time of Return to Somalia per Camp						
Is it Area of Origin?					Camp						
Place of Return	Yes	No	Unknown	Total	Return Period	Dagahaley	Hagadera	Ifo	Ifo 2	Kambioos	Total
Kismayo	10,142	10,056	112	20,310	3 Months	2,645	5,853	3,579	11,284	4,868	28,229
Mogadishu	1,592	1,037	29	2,658	3 to 6 Months	-	7	33	167	21	228
Baidoa	1,906	2,498	64	4,468	In one year period	-	-	-	11	-	11
Dinsor	56	2	-	58	Other	5	-	40	39	8	92
Luuq	148	253	7	408	Grand Total	2,650	5,860	3,652	11,501	4,897	28,560
Belet Hawa	13	-	5	18							
Buale	82	9	5	96							
Other	407	128	9	544							
Grand Total	14,346	13,983	231	28,560	<i>"Other" Place of Return refers to: Sakow, Bardera, Afmadow, Jamame, El Waq, Jilib, Marka, Afgoye, Belet Weyne, Garbahare, Abduwaq, Wajid, Kurtun Warey, Barbera, Qansah Dere, Jowhar, Bosaso and Galkayo</i>						

Status	Total	Description
Total Interviewed	68,207	From the launch of Return Help Desk in all Dadaab's camps at the end of November 2013; 68,207 PoCs were interviewed and 67,799 among them have expressed their intention to repatriate to Somalia. 35,598 Individuals have been repatriated to Somalia as of 25th November 2016. 3,641 have been inactivated in proGres database for No-show or spontaneous departure. While 28,560 refugees willing to return (in principle) remain active.
Willing to Return	67,799	
Not willing to Return	408	
Returnees	35,598	Despite the relatively high number of refugees who have indicated their willingness to return, some have changed their mind which has impacted the voluntary repatriation plans. It is also worth noting that in the absence of finalized plan (which is almost done) for the assistance to returnees going to areas beyond the 9 opened for returns, it has not been possible to facilitate the return of refugees going to those areas. This has generated complaints from refugees and may have justified some spontaneous departures. Returns by road to/through Jubbaland have been suspended
Inactivated	3,641	
Active	28,560	