



Reported departure as of 11th November 2016

WEEKLY UPDATE | Voluntary Repatriation of Somali Refugees From Kenya.

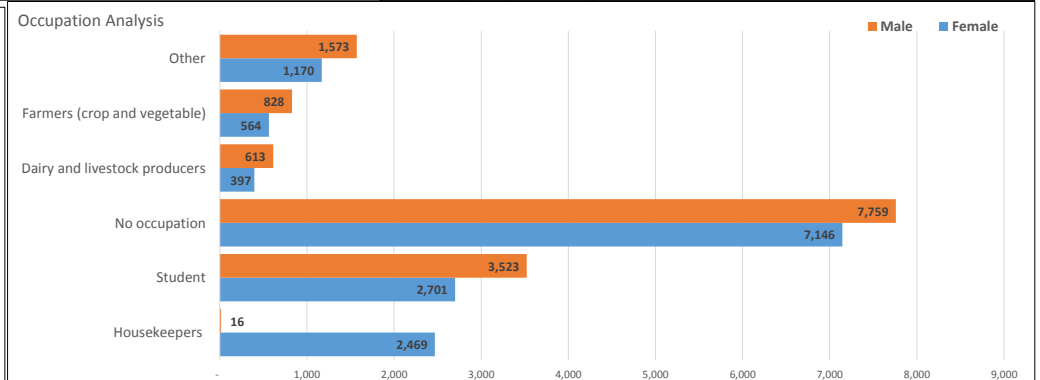
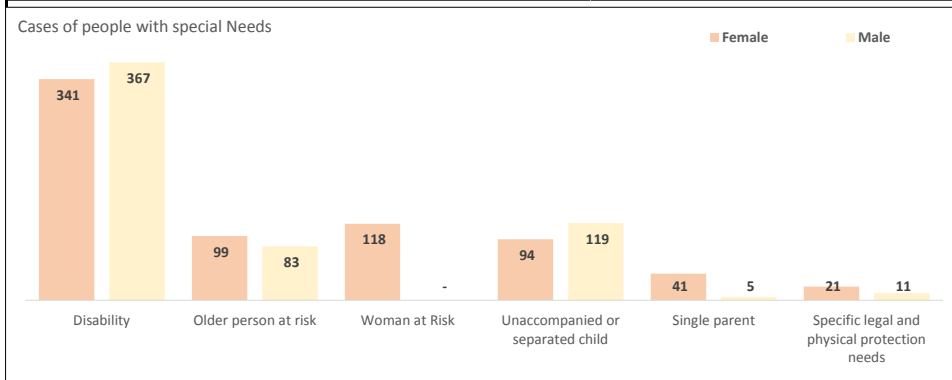
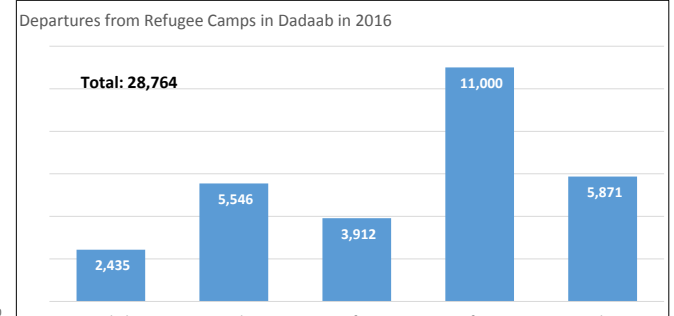
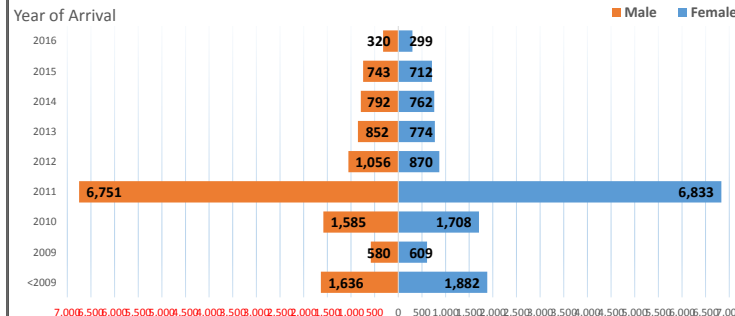
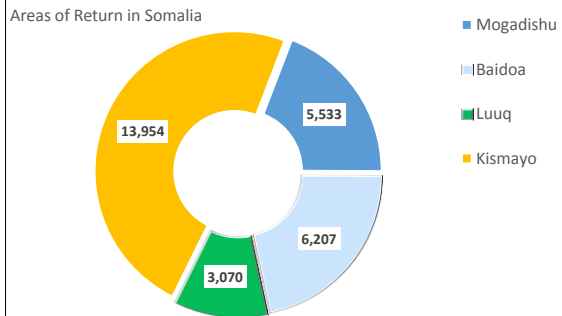
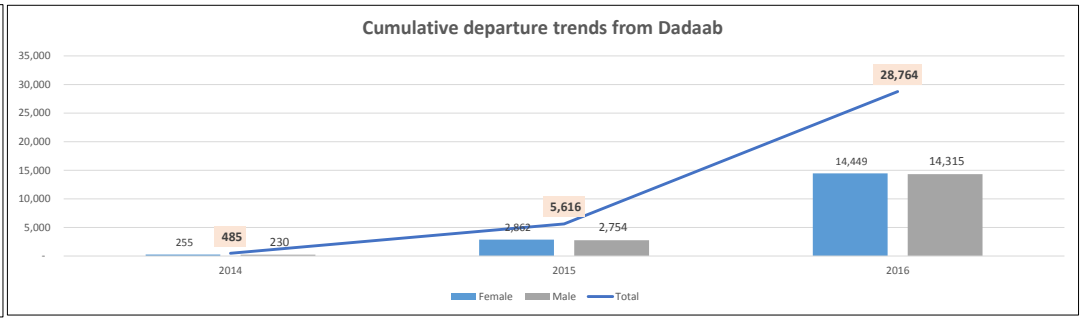
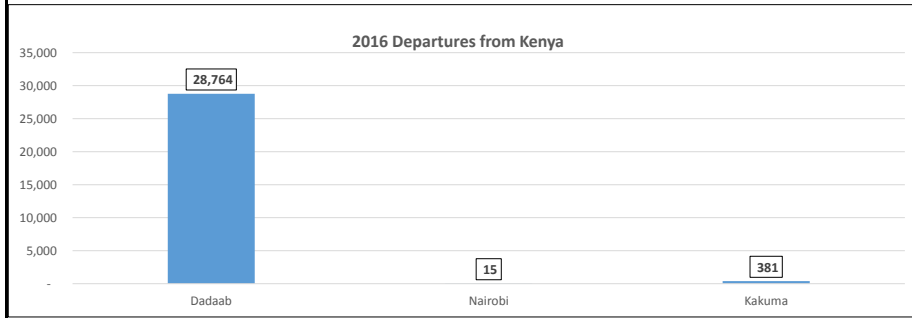
2016 DEPARTURES FROM KENYA	
Location	Individuals
Dadaab	28,764
Nairobi	15
Kakuma	381
Grand Total	29,160

CUMULATIVE DEPARTURES FROM KENYA	
Location	Location
Dadaab	34,865
Nairobi	15
Kakuma	381
Grand Total	35,261

CUMULATIVE DEPARTURES FROM DADAAB			
Year	Female	Male	Total
2014	255	230	485
2015	2,862	2,754	5,616
2016	14,449	14,315	28,764
Total	17,566	17,299	34,865

2016 DADAAB SUMMARY	
Details	Totals
No. of Households	5,623
No. of Individuals	28,764
No. of Females	14,449
No. of Males	14,315
No. of Special Needs	1,299

CONVOYS SUMMARY	
ROAD CONVOYS	99
FLIGHTS	
Mogadishu	153
Kismayu	4
Baidoa	10



Source: UNHCR S.O Dadaab (ProGres)

Contacts: Mr. Denis Alma Kuindje, Senior Protection Coordinator: kuindje@unhcr.org

Profile of Voluntary Repatriation Departures Cumulative Analysis

Reported Departures From 1st January to 11th November 2016

Breakdown by Camp of Asylum, Age and Gender

Camp	0 - 4			5 - 11			12 - 17			18 - 59			60+			Grand Total		
	F	M	Total	F	M	Total	F	M	Total	F	M	Total	F	M	Total	Persons	%	HouseHolds
Dagahaley	259	252	511	365	384	749	213	202	415	406	300	706	29	25	54	2,435	8%	512
Hagadera	525	616	1,141	819	801	1,620	461	480	941	1,074	662	1,736	48	60	108	5,546	19%	1,220
Ifo	344	440	784	541	594	1,135	333	318	651	705	518	1,223	53	66	119	3,912	14%	834
Ifo 2	1,170	1,217	2,387	1,497	1,764	3,261	857	1,072	1,929	1,744	1,427	3,171	85	167	252	11,000	10700%	1,992
Kambioos	545	580	1,125	904	989	1,893	467	572	1,039	949	719	1,668	56	90	146	5,871	20%	1,065
Grand Total	2,843	3,105	5,948	4,126	4,532	8,658	2,331	2,644	4,975	4,878	3,626	8,504	271	408	679	28,764	100%	5,623

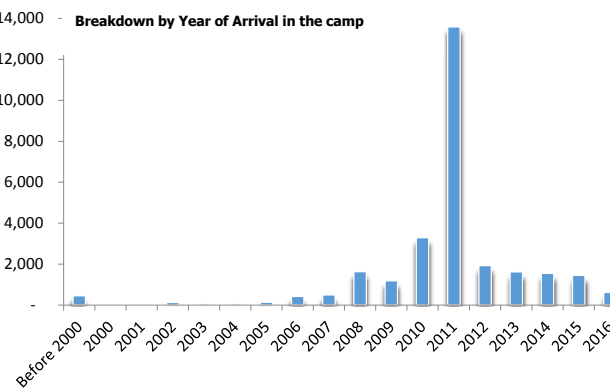
Breakdown by Marital Status

Marital Status	Female	Male	Total	%
Divorced	302	81	383	1%
Married	3,608	2,459	6,067	21%
Single	10,105	11,694	21,799	76%
Separated	27	10	37	0%
Windowed	407	71	478	2%
Grand Total	14,449	14,315	28,764	100%

NB: 19581 returnees are minors representing 68% and 9183 are adults (31%).

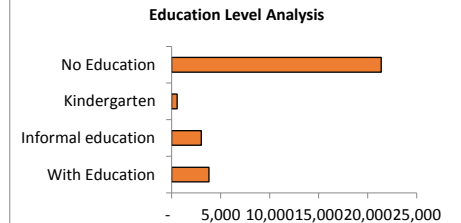
Breakdown by Year of Arrival in the camp

Arrival Year	F	M	Total	%
Before 2000	292	164	456	2%
2000	30	22	52	0%
2001	23	13	36	0%
2002	75	60	135	0%
2003	31	35	66	0%
2004	46	26	72	0%
2005	73	70	143	0%
2006	215	212	427	1%
2007	253	243	496	2%
2008	844	791	1,635	6%
2009	609	580	1,189	4%
2010	1,708	1,585	3,293	11%
2011	6,833	6,751	13,584	47%
2012	870	1,056	1,926	7%
2013	774	852	1,626	6%
2014	762	792	1,554	5%
2015	712	743	1,455	5%
2016	299	320	619	2%
Grand Total	14,449	14,315	28,764	100%

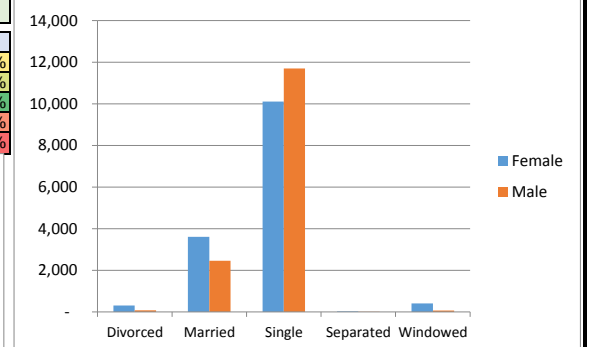


Breakdown by Education Level

Education Level	Total	%
With Education	3,816	13%
Informal education	3,027	11%
Kindergarten	553	2%
No Education	21,368	74%
Grand Total	28,764	100%

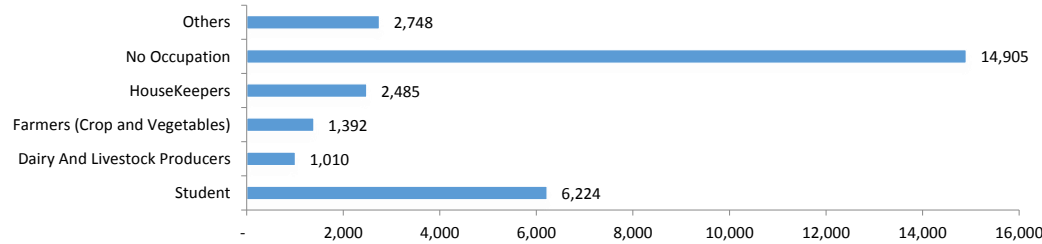


Marital Status Analysis



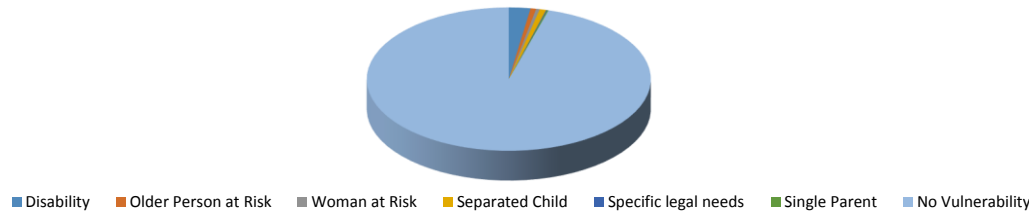
Breakdown by Occupation

Occupation	Total	%
Student	6,224	22%
Dairy And Livestock Producers	1,010	4%
Farmers (Crop and Vegetables)	1,392	5%
HouseKeepers	2,485	9%
No Occupation	14,905	52%
Others	2,748	10%
Grand Total	28,764	100%



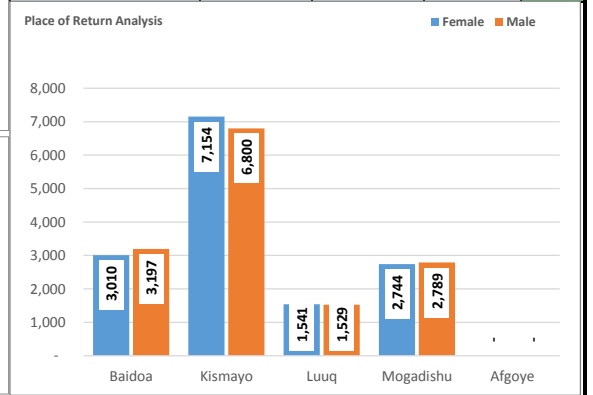
Breakdown by Vulnerability

Vulnerability	Individuals	%
Disability	708	2%
Older Person at Risk	182	1%
Woman at Risk	118	0%
Separated Child	213	1%
Specific legal needs	32	0%
Single Parent	46	0%
No Vulnerability	27,465	95%
Grand Total	28,764	100%



Breakdown by Place of Return

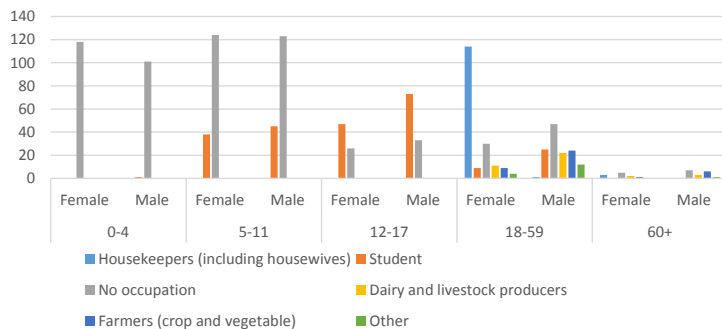
Return Area	Female	Male	Total	%
Baidoa	3,010	3,197	6,207	22%
Kismayo	7,154	6,800	13,954	49%
Luuq	1,541	1,529	3,070	11%
Mogadishu	2,744	2,789	5,533	19%
Afgoye	-	-	-	0%
Grand Total	14,449	14,315	28,764	100%



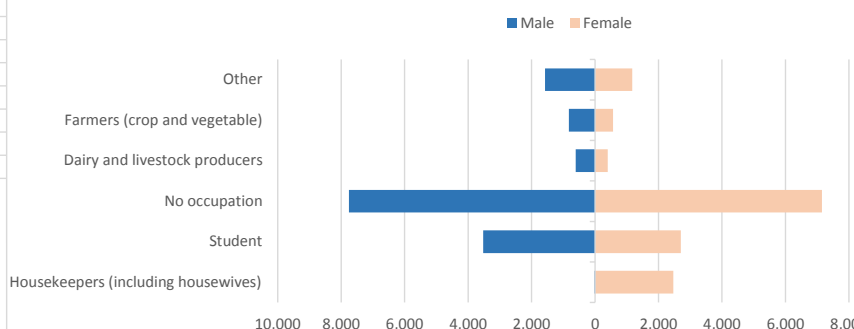
OCCUPATION ANALYSIS BY AGE GROUP

Occupation Analysis	0-4			5-11			12-17			18-59			60+			Grand Total			
	Female	Male	Total	Female	Male	Total	Female	Male	Total	Female	Male	Total	Female	Male	Total	Female	Male	Persons	%
Housekeepers (including housewives)	-	-	-	2	2	4	3	1	4	2,393	13	2,406	71	-	71	2,469	16	2,485	9%
Student	-	2	2	782	890	1,672	1,476	1,739	3,215	442	891	1,333	1	1	2	2,701	3,523	6,224	22%
No occupation	1,911	2,095	4,006	3,317	3,617	6,934	841	893	1,734	954	1,002	1,956	123	152	275	7,146	7,759	14,905	52%
Dairy and livestock producers	-	-	-	-	1	1	-	-	-	368	521	889	29	91	120	397	613	1,010	4%
Farmers (crop and vegetable)	-	-	-	-	-	-	-	-	-	533	713	1,246	31	115	146	564	828	1,392	5%
Other	932	1,008	1,940	25	22	47	11	11	22	188	486	674	16	49	65	1,172	1,576	2,748	10%
Grand Total	2,843	3,105	5,948	4,126	4,532	8,658	2,331	2,644	4,975	4,878	3,626	8,504	271	408	679	14,449	14,315	28,764	100%

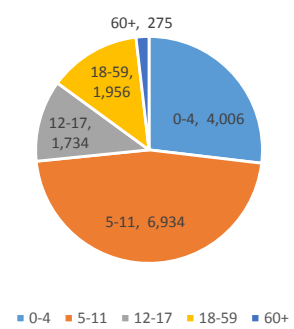
Occupation Analysis by Age Group



Occupation Analysis by Gender



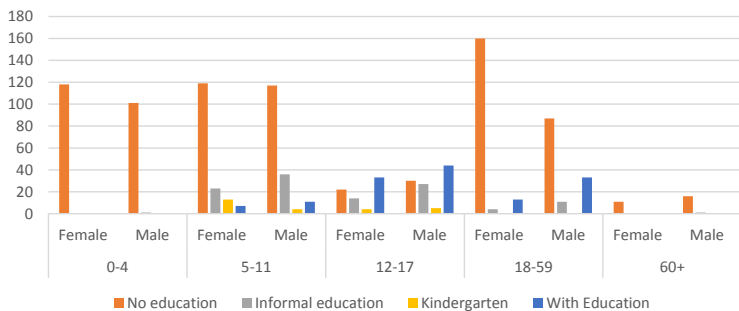
No Occupation



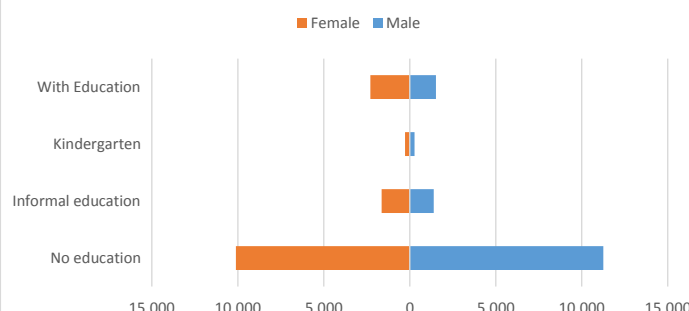
EDUCATION ANALYSIS BY AGE GROUP

Education Analysis	0-4			5-11			12-17			18-59			60+			Grand Total			
	Female	Male	Total	Female	Male	Total	Female	Male	Total	Female	Male	Total	Female	Male	Total	Female	Male	Persons	%
No education	2,793	3,048	5,841	3,308	3,580	6,888	767	794	1,561	4,123	2,328	6,451	263	364	627	11,254	10,114	21,368	74%
Informal education	2	3	5	561	668	1,229	631	693	1,324	194	245	439	4	26	30	1,392	1,635	3,027	11%
Kindergarten	-	-	-	145	155	300	134	114	248	2	2	4	1	-	1	282	271	553	2%
With Education	48	54	102	112	129	241	799	1,043	1,842	559	1,051	1,610	3	18	21	1,521	2,295	3,816	13%
Grand Total	2,843	3,105	5,948	4,126	4,532	8,658	2,331	2,644	4,975	4,878	3,626	8,504	271	408	679	14,449	14,315	28,764	100%

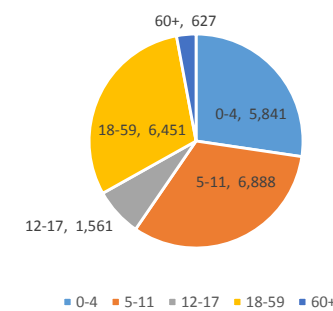
Education Analysis by Age Group



Education Analysis by Gender



No education

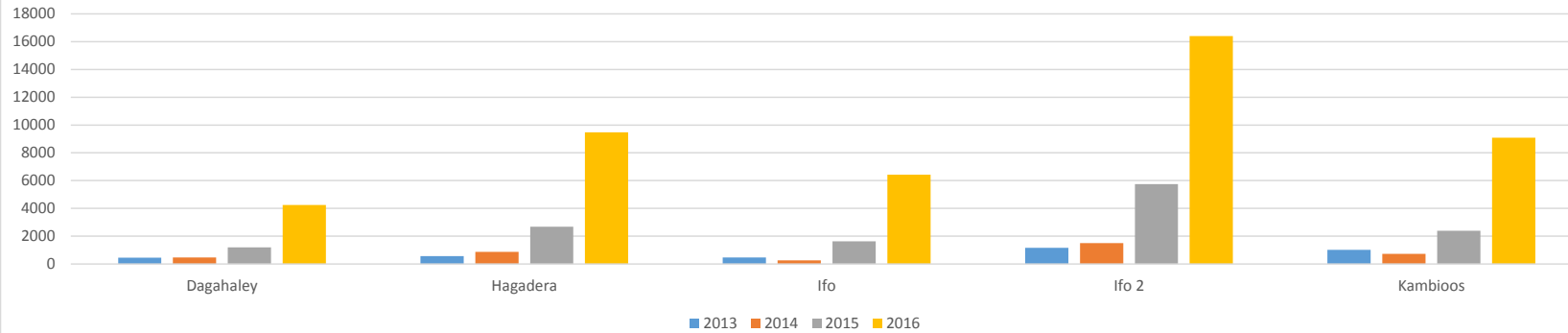


Trends of POCs Approaching the Return Help Desk

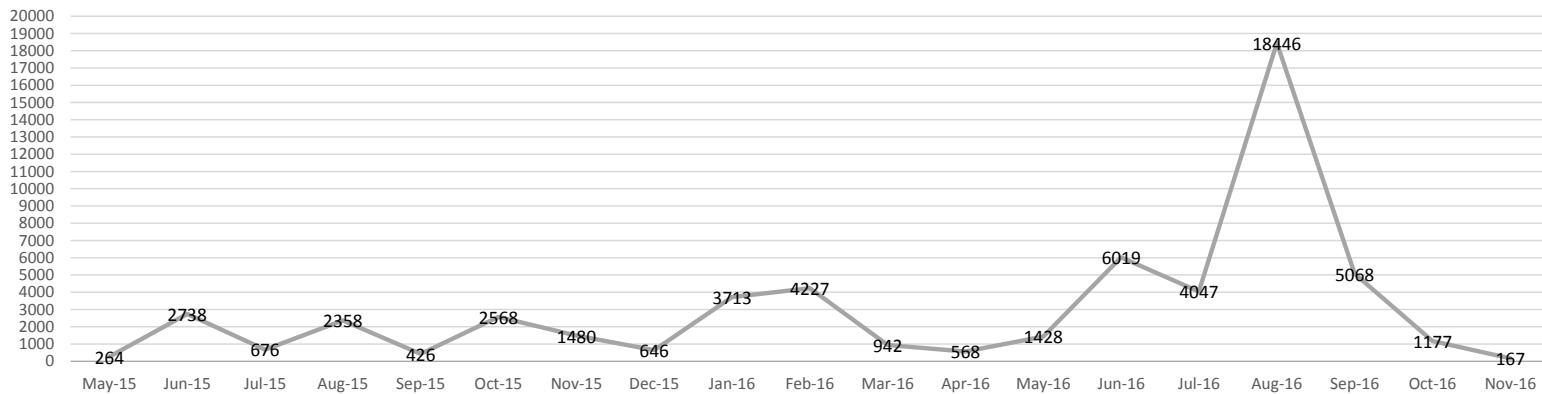
Trends POCs Approaching Return Help Desk Per Year Per Camp as of 11th November 2016

Years	Dagahaley	Hagadera	Ifo	Ifo 2	Kambioos	Total
2013	453	569	475	1156	1026	3,679
2014	467	868	265	1511	727	3,838
2015	1199	2676	1635	5742	2394	13,646
2016	4,243	9,484	6,432	16,393	9,083	45,635
Nov-16	18	90	45	145	40	338
Grand Total	6,380	13,687	8,852	24,947	13,270	67,136

Trends of POCs Approaching the Return Help Desk per year per camp

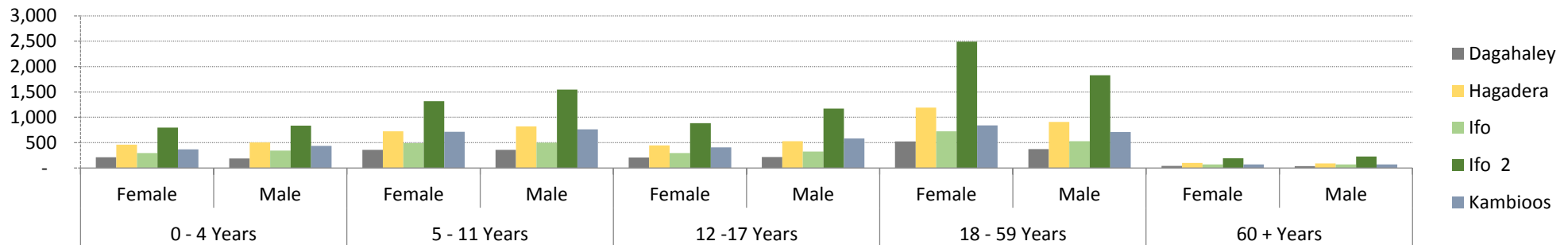


Trends of POCs Approaching the Return Help Desk between May 2015 and October 2016



Return Help Desk Statistics Per Camp for those willing to Return as of 11th November 2016

Camp	0 - 4 Years		5 - 11 Years		12 -17 Years		18 - 59 Years		60 + Years		Total	%
	Female	Male	Female	Male	Female	Male	Female	Male	Female	Male		
Dagahaley	214	186	358	358	207	219	525	375	41	36	2,519	9%
Hagadera	462	504	725	819	447	530	1,189	911	100	88	5,775	20%
Ifo	295	342	492	499	297	325	724	530	69	72	3,645	13%
Ifo 2	797	837	1,320	1,548	884	1,171	2,491	1,830	193	227	11,298	40%
Kambioos	369	437	712	765	409	584	843	707	70	72	4,968	18%
Grand Total	2,137	2,306	3,607	3,989	2,244	2,829	5,772	4,353	473	495	28,205	100%



Place of Return to Somalia

Is it Area of Origin?

Place of Return	Yes	No	Unknown	Total
Kismayo	10,029	9,847	104	19,980
Mogadishu	1,679	1,002	36	2,717
Baidoa	1,901	2,438	53	4,392
Dinsor	56	2	-	58
Luuq	156	249	7	412
Belet Hawa	13	-	5	18
Buale	82	9	-	91
Other	403	125	9	537
Grand Total	14,319	13,672	214	28,205

Time of Return to Somalia per Camp

Camp

Return Period	Dagahaley	Hagadera	Ifo	Ifo 2	Kambioos	Total
3 Months	2,514	5,768	3,573	11,081	4,939	27,875
3 to 6 Months	-	7	33	167	21	228
In one year period	-	-	-	11	-	11
Other	5	-	39	39	8	91
Grand Total	2,519	5,775	3,645	11,298	4,968	28,205

"Other" Place of Return refers to: Sakow, Bardera, Afmadow, Jamame, El Waq, Jilib, Marka, Afgoye, Belet Weyne, Garbahare, Abduwaq, Wajid, Kurtun Warey, Barbera, Qansah Dere, Jowhar, Bosaso and Galkayo

Status	Total	Description
Total Interviewed	67,136	From the launch of Return Help Desk in all Dadaab's camps at the end of November 2013; 67,136 PoCs were interviewed and 66,733 among them have expressed their intention to repatriate to Somalia. 34,865 Individuals have been repatriated to Somalia as of 11th November 2016. 3,663 have been inactivated in proGres database for No-show or spontaneous departure. While 28,205 refugees willing to return (in principle) remain active.
Willing to Return	66,733	
Not willing to Return	403	
Returnees	34,865	Despite the relatively high number of refugees who have indicated their willingness to return, some have changed their mind which has impacted the voluntary repatriation plans. It is also worth noting that in the absence of finalized plan (which is almost done) for the assistance to returnees going to areas beyond the 9 opened for returns, it has not been possible to facilitate the return of refugees going to those areas. This has generated complaints from refugees and may have justified some spontaneous departures. Returns by road to/through Jubbaland have been suspended
Inactivated	3,663	
Active	28,205	