



WEEKLY UPDATE | Voluntary Repatriation of Somali Refugees From Kenya.

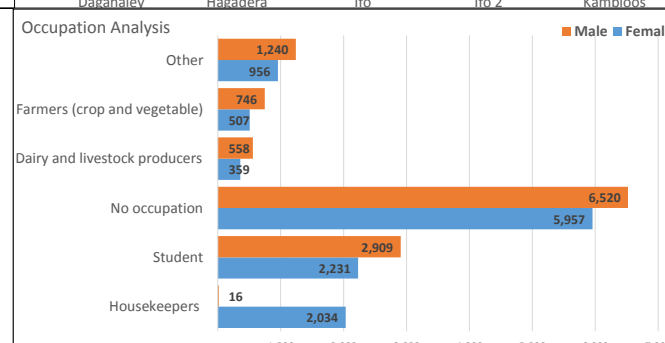
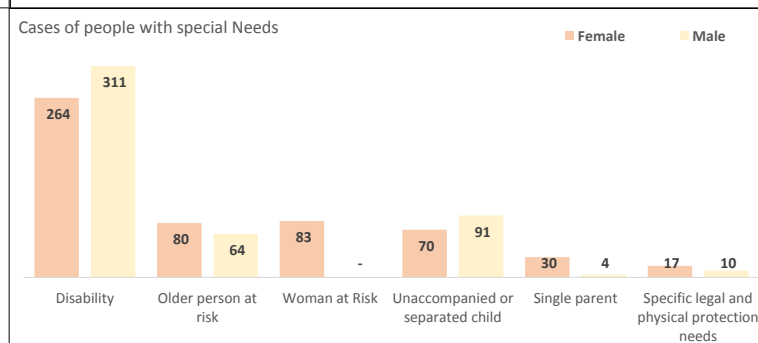
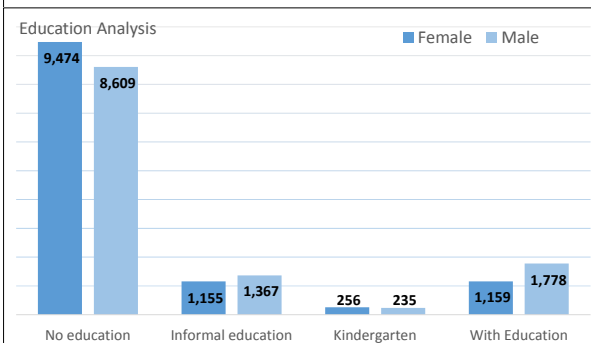
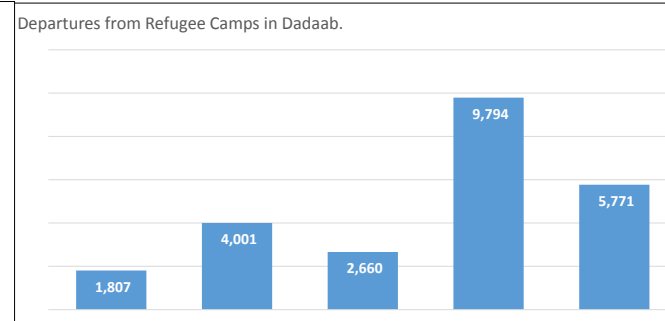
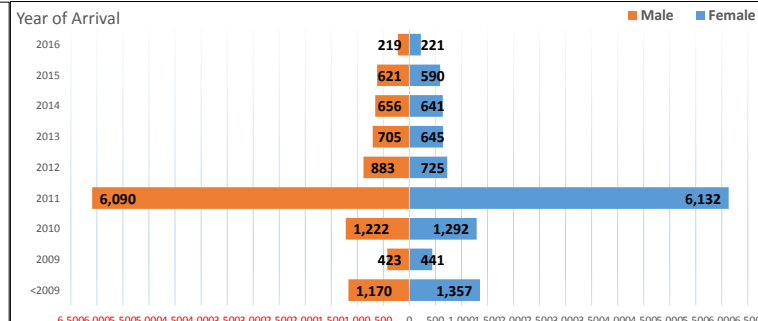
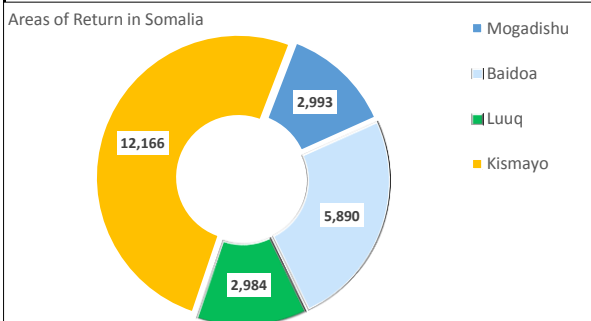
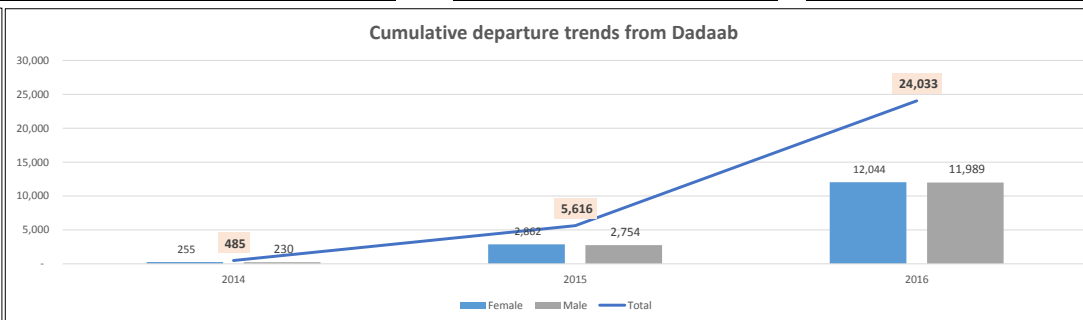
2016 DEPARTURES FROM KENYA	
Location	Individuals
Dadaab	24,033
Nairobi	15
Kakuma	200
Grand Total	24,248

CUMULATIVE DEPARTURES FROM KENYA	
Location	Location
Dadaab	30,134
Nairobi	15
Kakuma	200
Grand Total	30,349

CUMULATIVE DEPARTURES FROM DADAAB			
Year	Female	Male	Total
2014	255	230	485
2015	2,862	2,754	5,616
2016	12,044	11,989	24,033
Total	15,161	14,973	30,134

2016 DADAAB SUMMARY	
Details	Totals
No. of Households	4,651
No. of Individuals	24,033
No. of Females	12,044
No. of Males	11,989
No. of Special Needs	1,024

CONVOYS SUMMARY	
ROAD CONVOYS	97
FLIGHTS	
Mogadishu	105
Kismayu	4
Baidoa	6



Source: UNHCR S.O Dadaab (ProGres)

Contacts: Mr. Arshad Milad: milada@unhcr.org | Mr. Enock Sosthenes: sosthene@unhcr.org | Ms. Angeline Mbiu: Mbiu@unhcr.org | Mr. Andrew Mutua: mutuaa@unhcr.org

Profile of Voluntary Repatriation Departures

Cumulative Analysis

Reported Departures From 1st to 16th September 2016

Breakdown by Camp of Asylum, Age and Gender

Camp	0 - 4			5 - 11			12 - 17			18 - 59			60+			Grand Total		
	F	M	Total	F	M	Total	F	M	Total	F	M	Total	F	M	Total	Persons	%	HouseHolds
Dagahaley	184	190	374	263	304	567	163	150	313	298	213	511	23	19	42	1,807	8%	389
Hagadera	382	454	836	605	572	1,177	326	344	670	761	476	1,237	34	47	81	4,001	17%	886
Ifo	235	299	534	358	398	756	227	215	442	484	365	849	34	45	79	2,660	11%	577
Ifo 2	1,061	1,071	2,132	1,329	1,575	2,904	762	953	1,715	1,568	1,249	2,817	75	151	226	9,794	41%	1759
Kambioos	548	584	1,132	883	957	1,840	455	566	1,021	931	704	1,635	55	88	143	5,771	24%	1040
Grand Total	2,410	2,598	5,008	3,438	3,806	7,244	1,933	2,228	4,161	4,042	3,007	7,049	221	350	571	24,033	-	4,651

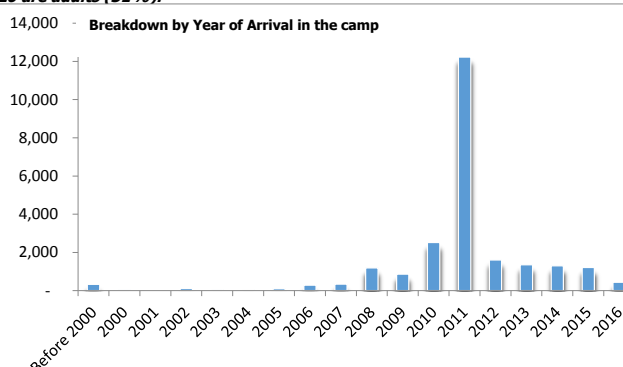
Breakdown by Marital Status

Marital Status	Female	Male	Total	%
Divorced	247	66	313	1%
Married	3,025	2,113	5,138	21%
Single	8,416	9,744	18,160	76%
Separated	24	9	33	0%
Widowed	332	57	389	2%
Grand Total	12,044	11,989	24,033	-

NB: 16413 returnees are minors representing 68% and 7620 are adults (31%).

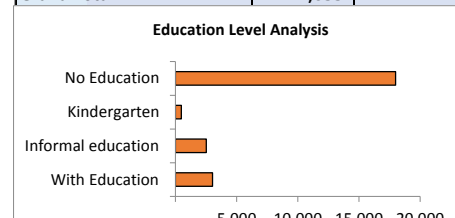
Breakdown by Year of Arrival in the camp

Arrival Year	F	M	Total	%
Before 2000	206	120	326	1%
2000	21	16	37	0%
2001	19	8	27	0%
2002	63	48	111	0%
2003	24	26	50	0%
2004	37	19	56	0%
2005	52	50	102	0%
2006	136	153	289	1%
2007	168	171	339	1%
2008	631	559	1,190	5%
2009	441	423	864	4%
2010	1,292	1,222	2,514	10%
2011	6,132	6,090	12,222	51%
2012	725	883	1,608	7%
2013	645	705	1,350	6%
2014	641	656	1,297	5%
2015	590	621	1,211	5%
2016	221	219	440	2%
Grand Total	12,044	11,989	24,033	-

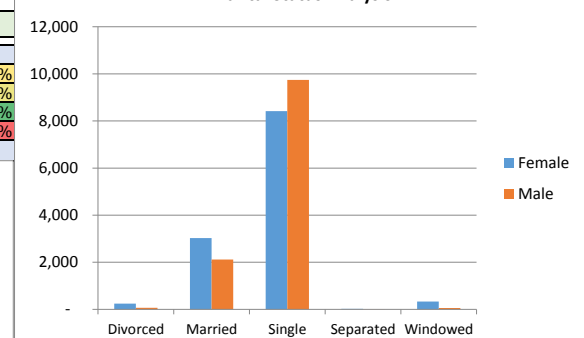


Breakdown by Education Level

Education Level	Total	%
With Education	3,027	13%
Informal education	2,522	10%
Kindergarten	491	2%
No Education	17,993	75%
Grand Total	24,033	-

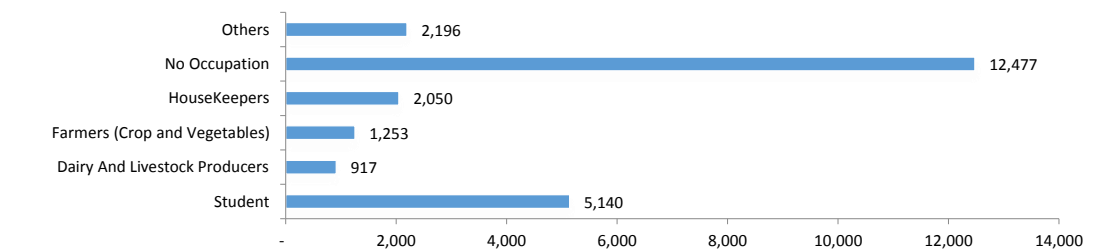


Marital Status Analysis



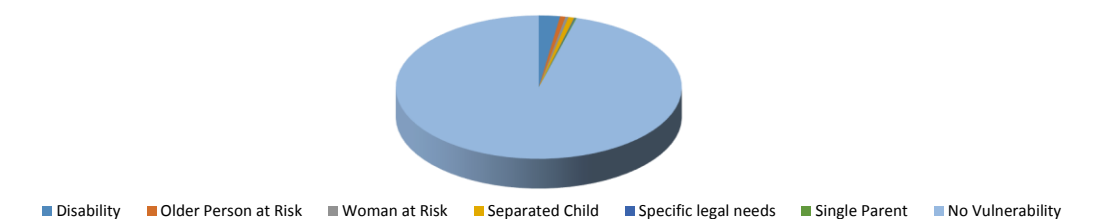
Breakdown by Occupation

Occupation	Total	%
Student	5,140	21%
Dairy And Livestock Producers	917	4%
Farmers (Crop and Vegetables)	1,253	5%
HouseKeepers	2,050	9%
No Occupation	12,477	52%
Others	2,196	9%
Grand Total	24,033	-



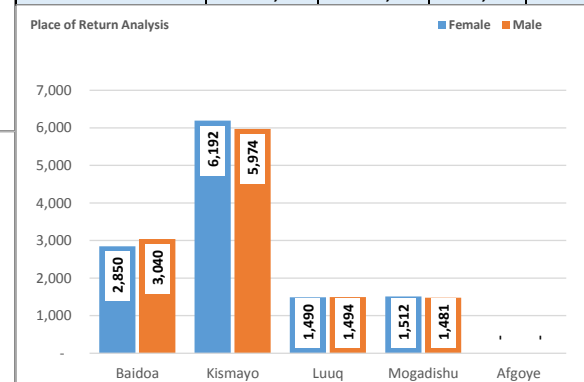
Breakdown by Vulnerability

Vulnerability	Individuals	%
Disability	575	2%
Older Person at Risk	144	1%
Woman at Risk	83	0%
Separated Child	161	1%
Specific legal needs	27	0%
Single Parent	34	0%
No Vulnerability	23,009	96%
Grand Total	24,033	-



Breakdown by Place of Return

Return Area	Female	Male	Total	%
Baidoa	2,850	3,040	5,890	25%
Kismayo	6,192	5,974	12,166	51%
Luuq	1,490	1,494	2,984	12%
Mogadishu	1,512	1,481	2,993	12%
Afgoye	-	-	-	0%
Grand Total	12,044	11,989	24,033	-

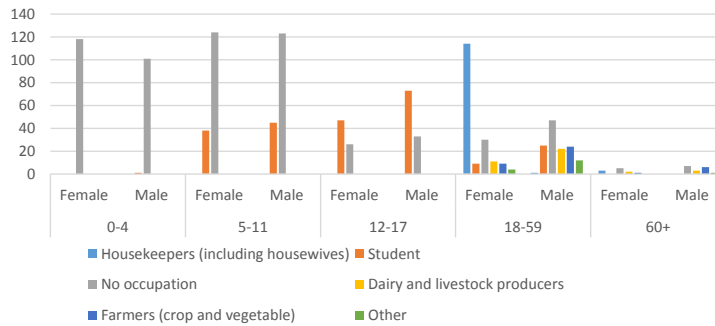


Other() : Other ethnicities are Ashraaf, Banjuni, Dir, Geri, Hawadle, Madiban, Majerteen, Somali Bantu*

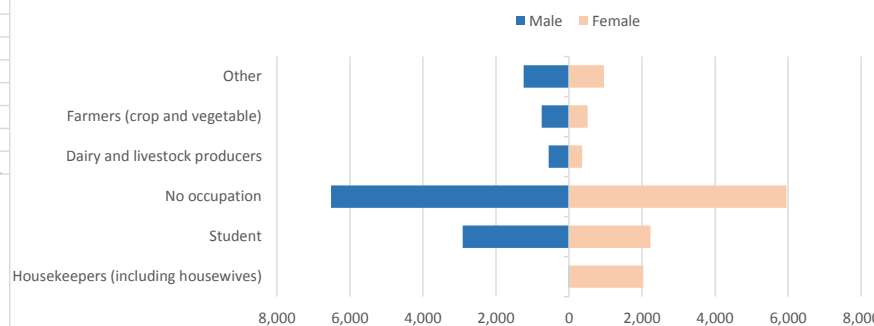
OCCUPATION ANALYSIS BY AGE GROUP

Occupation Analysis	0-4			5-11			12-17			18-59			60+			Grand Total			
	Female	Male	Total	Female	Male	Total	Female	Male	Total	Female	Male	Total	Female	Male	Total	Female	Male	Persons	%
Housekeepers (including housewives)	-	-	-	1	2	3	1	1	2	1,981	13	1,994	51	-	51	2,034	16	2,050	9%
Student	-	2	2	673	751	1,424	1,214	1,456	2,670	343	700	1,043	1	-	1	2,231	2,909	5,140	21%
No occupation	1,638	1,778	3,416	2,748	3,035	5,783	710	763	1,473	758	822	1,580	103	122	225	5,957	6,520	12,477	52%
Dairy and livestock producers	-	-	-	-	1	1	-	-	-	333	472	805	26	85	111	359	558	917	4%
Farmers (crop and vegetable)	-	-	-	-	-	-	-	-	-	480	644	1,124	27	102	129	507	746	1,253	5%
Other	772	818	1,590	16	17	33	8	8	16	147	356	503	13	41	54	956	1,240	2,196	9%
Grand Total	2,410	2,598	5,008	3,438	3,806	7,244	1,933	2,228	4,161	4,042	3,007	7,049	221	350	571	12,044	11,989	24,033	-

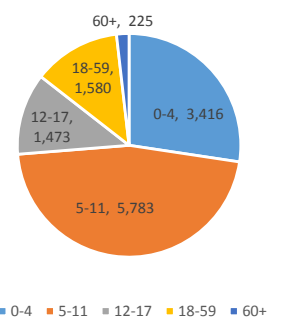
Occupation Analysis by Age Group



Occupation Analysis by Gender



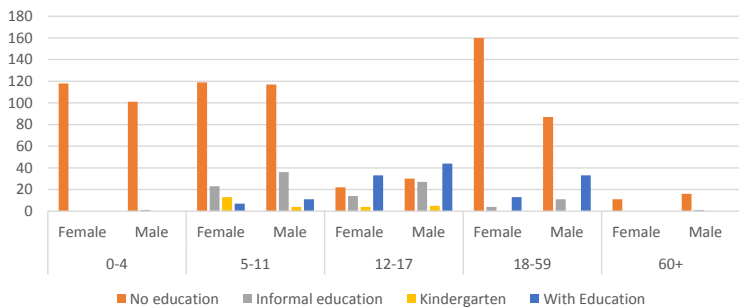
No Occupation



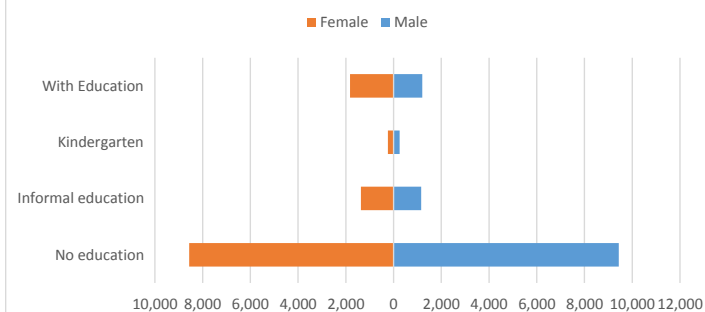
EDUCATION ANALYSIS BY AGE GROUP

Education Analysis	0-4			5-11			12-17			18-59			60+			Grand Total			
	Female	Male	Total	Female	Male	Total	Female	Male	Total	Female	Male	Total	Female	Male	Total	Female	Male	Persons	%
No education	2,376	2,551	4,927	2,737	3,009	5,746	645	684	1,329	3,461	2,000	5,461	214	316	530	9,433	8,560	17,993	75%
Informal education	2	3	5	477	555	1,032	518	585	1,103	154	202	356	4	22	26	1,155	1,367	2,522	10%
Kindergarten	-	-	-	133	134	267	121	99	220	1	2	3	1	-	1	256	235	491	2%
With Education	32	44	76	91	108	199	649	860	1,509	426	803	1,229	2	12	14	1,200	1,827	3,027	13%
Grand Total	2,410	2,598	5,008	3,438	3,806	7,244	1,933	2,228	4,161	4,042	3,007	7,049	221	350	571	12,044	11,989	24,033	-

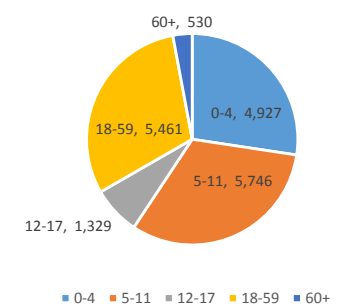
Education Analysis by Age Group



Education Analysis by Gender



No education

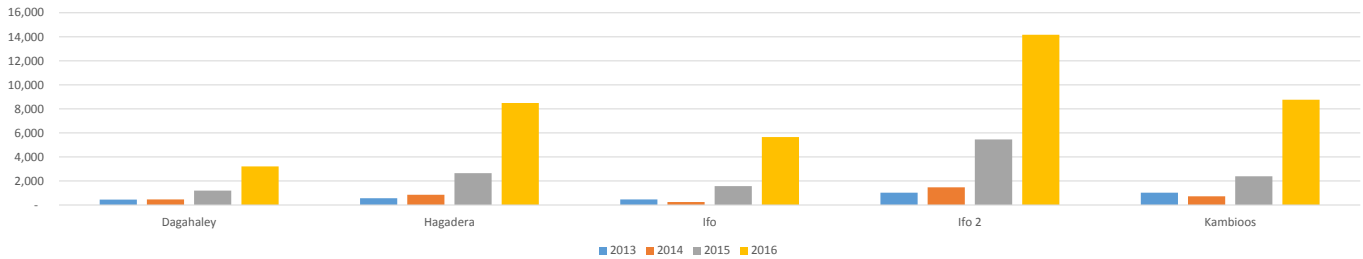


Trends of POCs Approaching the Return Help Desk

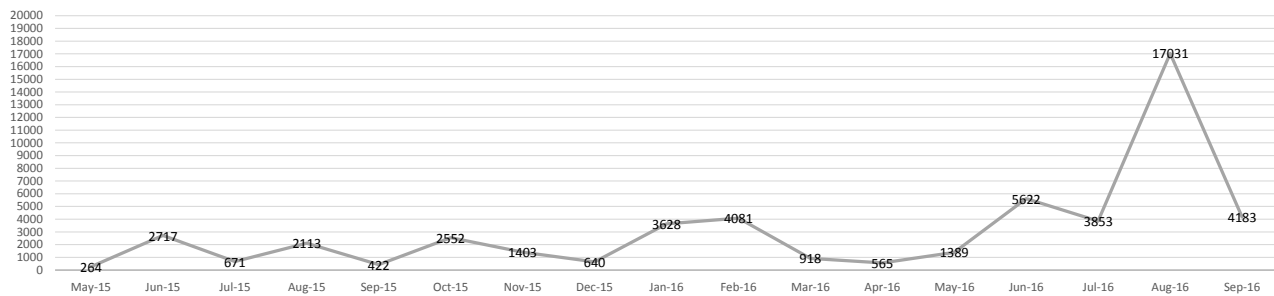
Trends POCs Approaching Return Help Desk Per Year Per Camp as of 16th September 2016

Years	Dagahaley	Hagadera	Ifo	Ifo 2	Kambioos	Total
2013		450	566	466	1,022	3,529
2014		467	854	252	1,475	3,773
2015		1,196	2,652	1,575	5,454	13,271
2016		3,205	8,488	5,658	14,165	40,272
Sep-16		511	64	45	126	998
Grand Total		5,829	12,624	7,996	22,368	61,843

Trends of POCs Approaching the Return Help Desk per year per camp



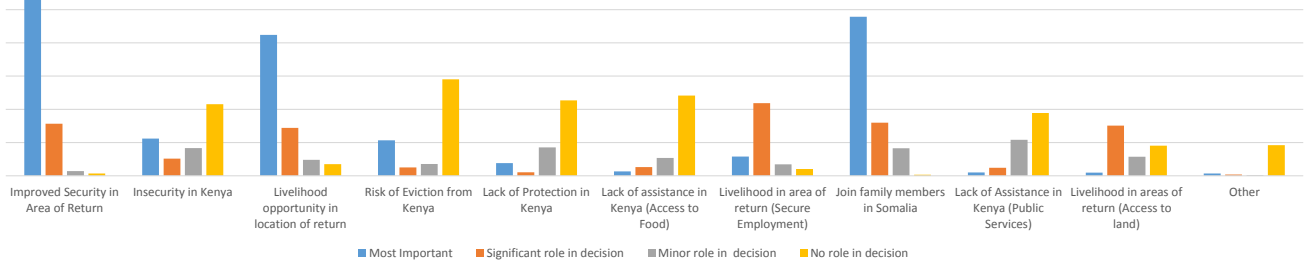
Trends of POCs Approaching the Return Help Desk between May 2015 and September 2016



STATISTICS ON RETURN REASONS

Reason to Return	Most Important	Significant role in decision	Minor role in decision	No role in decision
Improved Security in Area of Return	27,406	7,837	699	344
Insecurity in Kenya	5,594	2,575	4,168	10,772
Livelihood opportunity in location of return	21,208	7,219	2,387	1,743
Risk of Eviction from Kenya	5,327	1,241	1,783	14,514
Lack of Protection in Kenya	1,911	522	4,269	11,339
Lack of assistance in Kenya (Access to Food)	656	1,306	2,672	12,081
Livelihood in area of return (Secure Employment)	2,894	10,921	1,725	1,031
Join family members in Somalia	23,945	7,997	4,131	166
Lack of Assistance in Kenya (Public Services)	502	1,193	5,411	9,454
Livelihood in areas of return (Access to land)	484	7,544	2,856	4,525
Other	343	179	81	4,601

Decision on Return

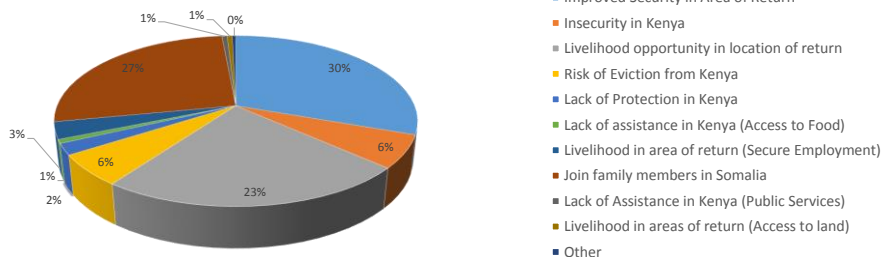


Reason to Return	Most Important	Percentage
Improved Security in Area of Return	27,406	30%
Insecurity in Kenya	5,594	6%
Livelihood opportunity in location of return	21,208	23%
Risk of Eviction from Kenya	5,327	6%
Lack of Protection in Kenya	1,911	2%
Lack of assistance in Kenya (Access to Food)	656	1%
Livelihood in area of return (Secure Employment)	2,894	3%
Join family members in Somalia	23,945	27%
Lack of Assistance in Kenya (Public Services)	502	1%
Livelihood in areas of return (Access to land)	484	1%
Other	343	0%

Most refugees have 3 return reason as the most important reasons for deciding to return:

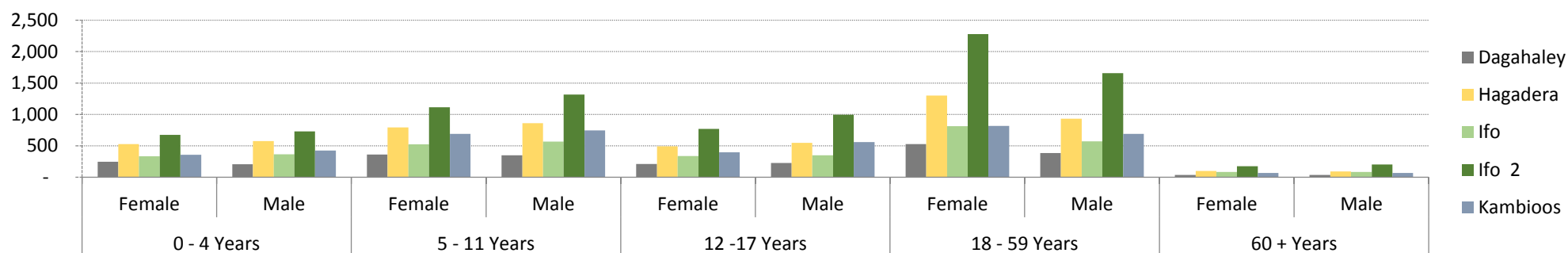
1. Improved Security in area of return.
2. Livelihood opportunities in location of return
3. Join family members in Somalia

Most Important Return Reason



Return Help Desk Statistics Per Camp for those willing to Return as of 16th September 2016

Camp	0 - 4 Years		5 - 11 Years		12 -17 Years		18 - 59 Years		60 + Years		Total	%
	Female	Male	Female	Male	Female	Male	Female	Male	Female	Male		
Dagahaley	248	206	360	350	212	228	528	384	36	36	2,588	9%
Hagadera	526	574	794	859	492	548	1,301	931	101	91	6,217	23%
Ifo	332	367	522	567	336	351	814	572	82	83	4,026	15%
Ifo 2	676	731	1,116	1,315	771	996	2,280	1,655	174	204	9,918	36%
Kambioos	357	426	689	745	398	558	818	690	68	67	4,816	17%
Grand Total	2,139	2,304	3,481	3,836	2,209	2,681	5,741	4,232	461	481	27,565	-



Place of Return to Somalia

Time of Return to Somalia per Camp

Is it Area of Origin?

Camp

Place of Return	Is it Area of Origin?			Total	Return Period	Camp					Total
	Yes	No	Unknown			Dagahaley	Hagadera	Ifo	Ifo 2	Kambioos	
Kismayo	10,293	9,248	96	19,637	3 Months	2,583	6,210	3,950	9,691	4,793	27,227
Mogadishu	1,825	987	14	2,826	3 to 6 Months	-	7	33	177	22	239
Baidoa	1,775	2,153	36	3,964	In one year period	-	-	-	11	-	11
Dinsor	61	-	-	61	Other	5	-	43	39	1	88
Luuq	154	301	3	458	Grand Total	2,588	6,217	4,026	9,918	4,816	27,565
Belet Hawa	19	-	5	24							
Buale	91	9	-	100							
Other	386	100	9	495							
Grand Total	14,604	12,798	163	27,565							

"Other" Place of Return refers to: Sakow, Bardera, Afmadow, Jamame, El Waq, Jilib, Marka, Afgoye, Belet Weyne, Garbahare, Abduwaaq, Wajid, Kurtun Warey, Barbera, Qansah Dere, Jowhar, Bosaso and Galkayo

Status	Total
Total Interviewed	61,843
Willing to Return	61,462
Not willing to Return	381
Returnees	30,134
Inactivated	3,763
Active	27,565

From the launch of Return Help Desk in all Dadaab's camps at the end of November 2013; 61,843 PoCs were interviewed and 61,462 among them have expressed their intention to repatriate to Somalia. 30,134 Individuals have been repatriated to Somalia as of 16th September 2016. 3,763 have been inactivated in proGres database for No-show or spontaneous departure. While 27,565 refugees willing to return (in principle) remain active.

Despite the relatively high number of refugees who have indicated their willingness to return, some have changed their mind which has impacted the voluntary repatriation plans. It is also worth noting that in the absence of finalized plan (which is almost done) for the assistance to returnees going to areas beyond the 9 opened for returns, it has not been possible to facilitate the return of refugees going to those areas. This has generated complaints from refugees and may have justified some spontaneous departures.