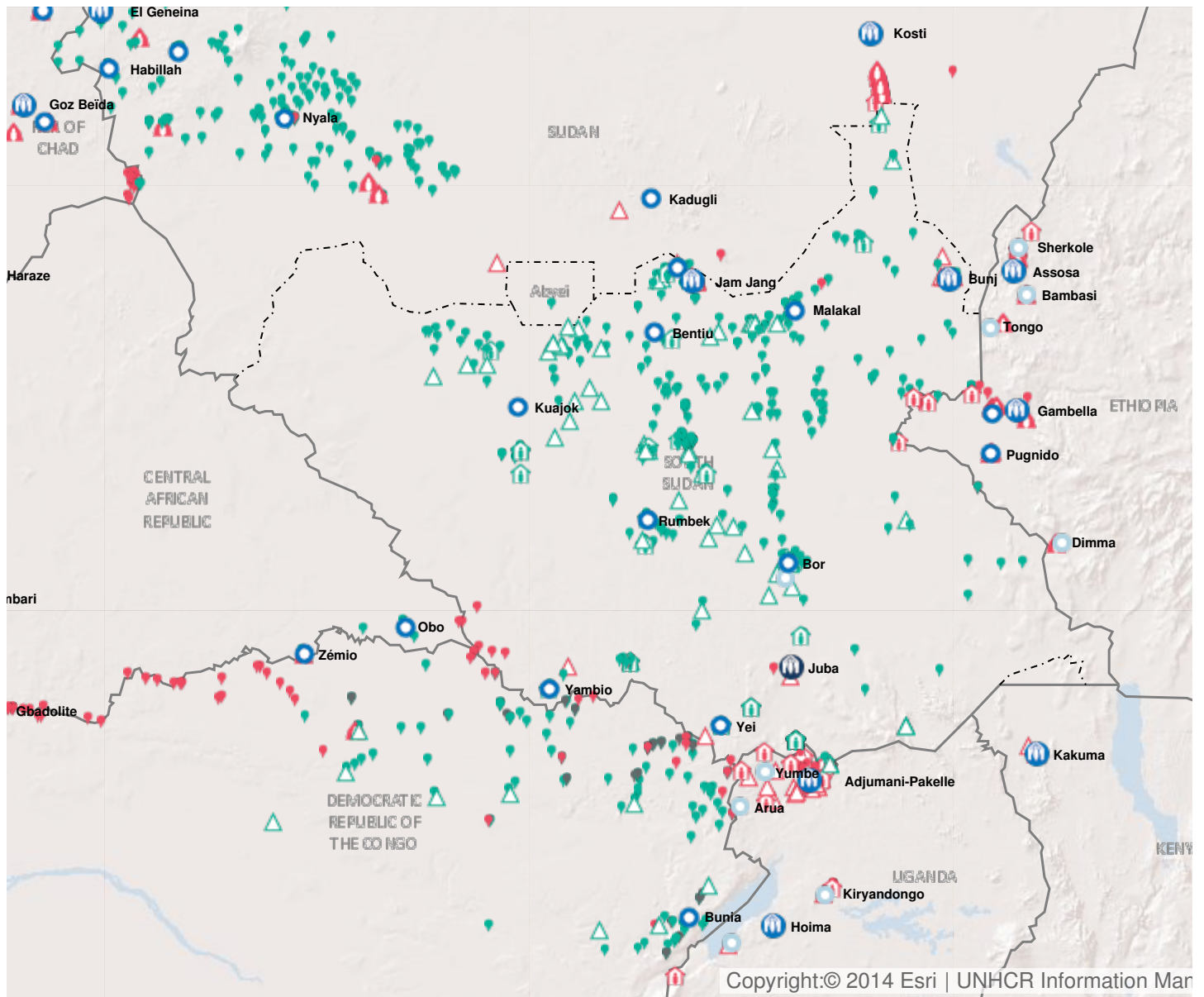


Operation: South Sudan

Location

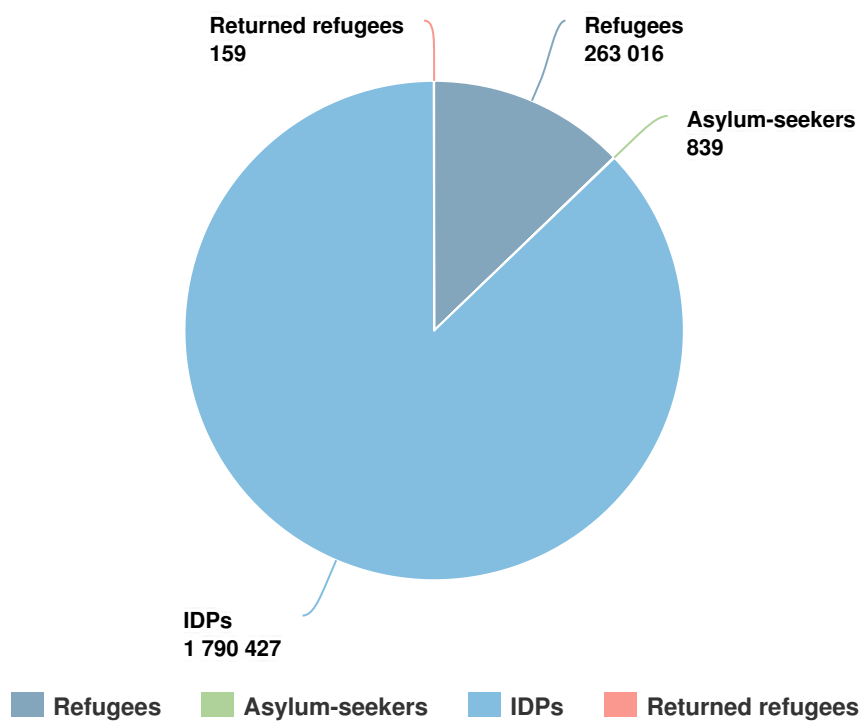


Latest update of camps and office locations **21 Nov 2016**. By clicking on the icons on the map, additional information is displayed.

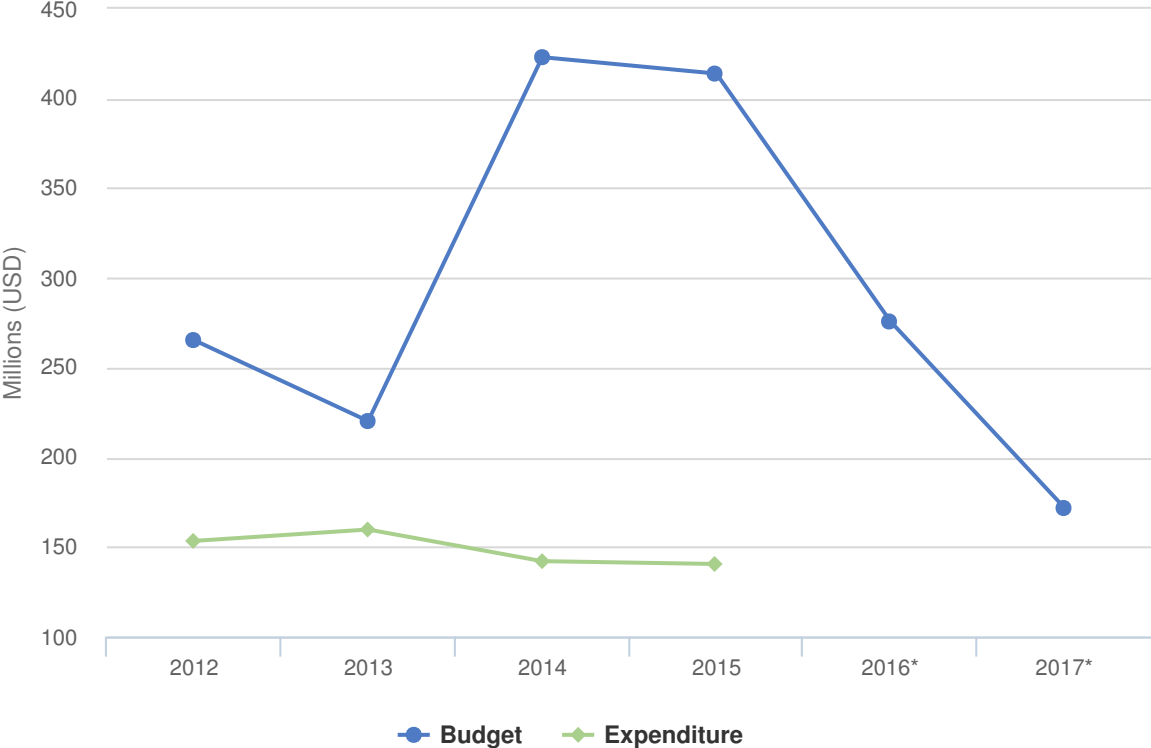
People of Concern

DECREASE IN
2% 2015

2015	2,054,441
2014	2,093,729
2013	561,117



Budgets and Expenditure for South Sudan



Working environment

The operational environment in South Sudan remains unpredictable with ongoing conflict and localized fighting, despite the relative stability that is restored in the capital Juba, following the series of violent clashes which took place in July 2016. Despite these challenges, South Sudan maintains an open door policy for refugees and continues to receive new arrivals. UNHCR is able to provide protection and assistance to persons of concern, although there are logistical and security challenges in accessing some field locations due to their geographical remoteness.

Key priorities

- UNHCR's overarching priority in South Sudan is set to continue with provision of humanitarian assistance and leadership on Protection, while strengthening the self-reliance capacity of displaced people with a particular focus on the vulnerable.
- For refugees, UNHCR will increase investments in livelihoods, youth projects, education and community mobilization to augment self-reliance and resilience, as well as to facilitate peaceful coexistence with host communities. Assistance will be provided to new arrivals, and UNHCR will support authorities in developing national asylum systems.
- For IDPs, UNHCR will continue to provide leadership on Protection through engagement in protection interventions/delivery and coordination, provision of quality information and analysis of protection needs of displaced people. UNHCR will identify and provide basic assistance to the most vulnerable, working in partnership with communities to increase safety and facilitate solutions where feasible.
- UNHCR will support persons at risk of statelessness to have access to documentation and assist national institutional development.

Critical gaps:

Seventy per cent of refugees remain in emergency shelters even after many years of displacement; and it is estimated that only 45 per cent of boreholes will be equipped with solar energy equipment, despite the proven value of this equipment for business continuity and cost-effectiveness. Gaps also remain in improving access to, and the improved quality of, education for refugees. Further investment is needed in order to carry out environmental protection activities and peace-building with host communities.

In terms of IDPs, challenges in access continue to affect UNHCR's ability to improve its protection outreach and response. UNHCR works in a limited number of priority locations, only focusing on the most vulnerable people among large displaced populations.

2017 Revised Budget for South Sudan | USD

The following table presents the revised budget for this operation broken down at the objective level. Resource allocation at the objective level is subject to change during the course of the year as the operational situation evolves and priorities shift.

	Pillar 1 Refugee programme	Pillar 2 Stateless programme	Pillar 4 IDP projects	Total
Favourable Protection Environment				
Law and policy	1,791,007	603,922	1,004,617	3,399,546
Legal remedies and legal assistance	1,105,408	0	1,070,617	2,176,026
Public attitudes towards persons of concern	970,943	0	0	970,943
Subtotal	3,867,358	603,922	2,075,235	6,546,515
Fair Protection Processes and Documentation				
Registration and profiling	1,880,040	0	0	1,880,040
Status determination	862,122	0	0	862,122
Individual documentation	1,235,972	882,525	0	2,118,498
Subtotal	3,978,134	882,525	0	4,860,659
Security from Violence and Exploitation				
Protection from crime	1,505,634	0	0	1,505,634
Protection from effects armed conflict	0	0	2,579,733	2,579,733
SGBV prevention and response	3,948,232	0	2,224,883	6,173,116
Child protection	4,041,088	0	0	4,041,088
Subtotal	9,494,955	0	4,804,616	14,299,571
Basic Needs and Essential Services				
Health	10,689,800	0	0	10,689,800
Reproductive health and HIV/ Aids response	4,928,137	0	0	4,928,137
Nutrition	4,231,095	0	0	4,231,095
Food security	1,456,250	0	0	1,456,250
Water	4,212,511	0	0	4,212,511
Sanitation and hygiene	4,861,043	0	0	4,861,043
Shelter and infrastructure	17,984,187	0	3,343,177	21,327,364
Energy	1,655,647	0	0	1,655,647
Basic and domestic and hygiene Items	6,000,077	0	6,942,238	12,942,315
Services for persons with specific needs	2,503,560	0	1,435,421	3,938,981
Education	13,236,210	0	0	13,236,210
Subtotal	71,758,516	0	11,720,836	83,479,352

	Pillar 1 Refugee programme	Pillar 2 Stateless programme	Pillar 4 IDP projects	Total
Community Empowerment and Self Reliance				
Community mobilization	2,597,753	0	2,299,147	4,896,899
Co-existence with local communities	3,345,321	0	2,421,380	5,766,701
Natural resources and shared environment	2,155,320	0	0	2,155,320
Self-reliance and livelihoods	8,188,470	0	0	8,188,470
Subtotal	16,286,864	0	4,720,527	21,007,391
Durable Solutions				
Solutions strategy	0	0	870,001	870,001
Voluntary return	2,372,069	0	2,941,235	5,313,303
Subtotal	2,372,069	0	3,811,236	6,183,305
Leadership, Coordination and Partnerships				
Coordination and partnerships	0	0	1,866,852	1,866,852
Camp management and coordination	3,934,150	0	682,657	4,616,808
Donor relations	1,357,069	0	0	1,357,069
Subtotal	5,291,219	0	2,549,509	7,840,728
Logistics and Operations Support				
Supply chain and logistics	10,123,583	0	6,393,761	16,517,344
Operations management, coordination and support	7,914,276	0	3,023,478	10,937,754
Subtotal	18,037,859	0	9,417,239	27,455,098
2017 Revised Budget	131,086,974	1,486,448	39,099,198	171,672,619