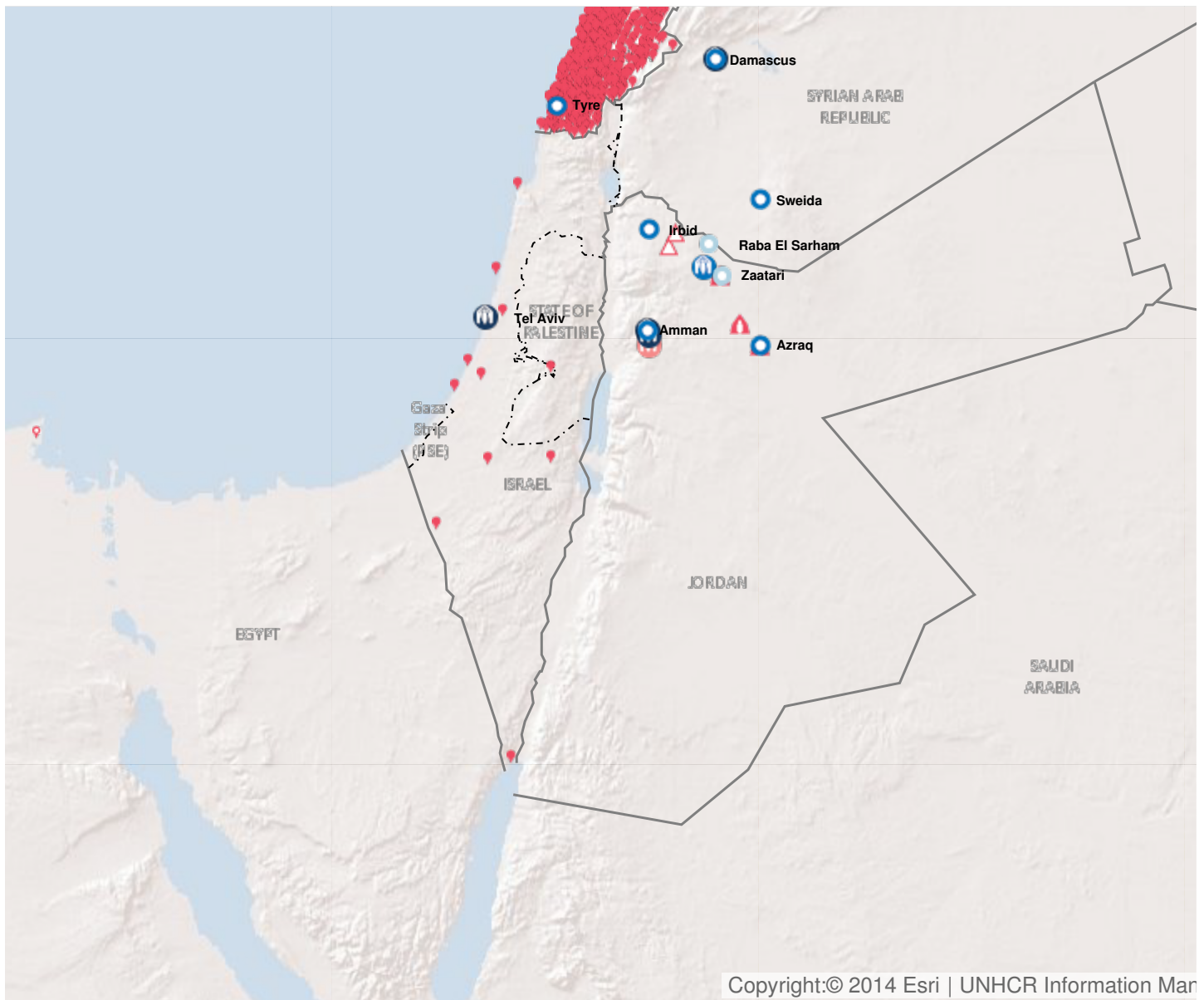


## 2017 Planning summary

Downloaded on 2/12/2016

### Operation: Jordan

### Location

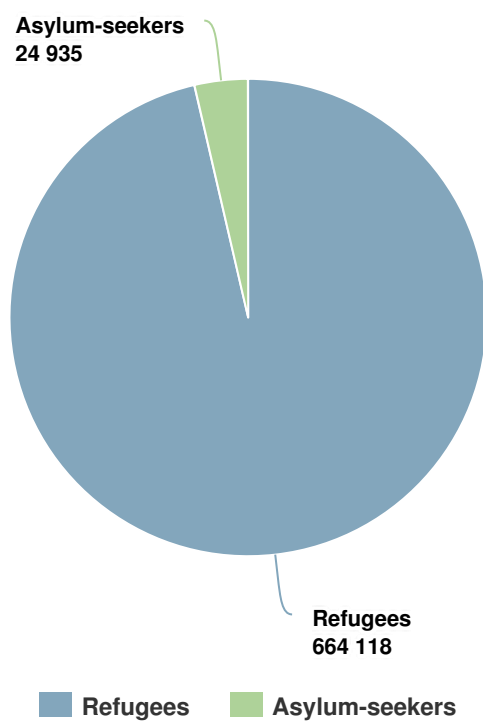


Copyright:© 2014 Esri | UNHCR Information Map

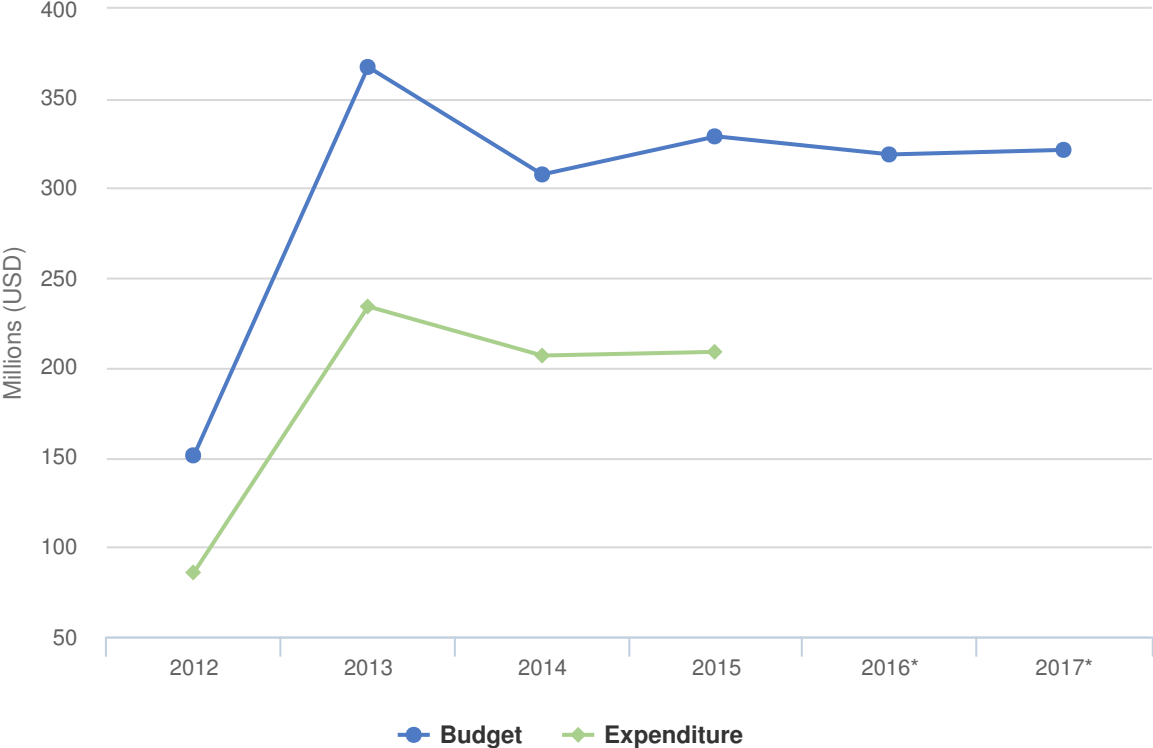
Latest update of camps and office locations **21 Nov 2016**. By clicking on the icons on the map, additional information is displayed.

People of Concern  
INCREASE IN  
**2%** **2015**

<b>2015</b>	689,053
<b>2014</b>	672,930
<b>2013</b>	646,312



# Budgets and Expenditure for Jordan



## Working environment

The number of Iraqi, Somali, Sudanese and Yemeni people of concern being registered with UNHCR in Jordan continues to grow. The protection space continues to shrink, with access to territory being severely restricted, illustrated by the growing number of Syrians at the Berm between Jordan and Syria, and humanitarian assistance increasingly limited, particularly in the health and food security sectors. The Government of Jordan has, however, made significant progress in enhancing access to documentation, reduction of risk of statelessness (i.e. some 70,000 Syrian children obtained birth registration since the beginning of the crisis) as well as ensuring access to education for all refugee children as well as employment rights and work permits for Syrian refugees.

As Jordan is not a signatory to the 1951 Refugee Convention, cooperation between UNHCR and the Government of Jordan is framed by a Memorandum of Understanding. The 2016-2018 Jordan Response Plan, which represents the national chapter of the Regional Refugee and Resilience Plan, focuses on both refugee response and resilience and development programming, with UNHCR leading the refugee response component.

## Key priorities

UNHCR will continue to advocate for access to territory, the right to seek asylum, the principle of non-refoulement, family unity, and access to livelihood opportunities. UNHCR will also support the Government in ensuring protection in accordance with international refugee protection principles. Inter-agency coordination will remain at the core of the refugee response with an already well developed network of working groups and thematic task forces. Among them, the refugee response established innovative coordination fora regarded as a good practice in the region and at global level and that are being replicated in other locations (i.e. Task Force on Tertiary Education, Protection from Sexual Exploitation and Abuse and so on).

In the event of funding shortfalls, 7,200 families will not be assisted through cash-based interventions. Health care and winterization assistance will also be affected. If funding for non-Syrian refugees is limited in 2017, UNHCR will focus its interventions on building and strengthening community-based protection mechanisms for a sustainable response.

# 2017 Revised Budget for Jordan | USD

The following table presents the revised budget for this operation broken down at the objective level. Resource allocation at the objective level is subject to change during the course of the year as the operational situation evolves and priorities shift.

	Pillar 1 Refugee programme	Total
<b>Favourable Protection Environment</b>		
Law and policy	100,288	100,288
Administrative Institutions and Practice	12,359,995	12,359,995
Legal remedies and legal assistance	3,945,284	3,945,284
Access to territory	844,995	844,995
<b>Subtotal</b>	<b>17,250,562</b>	<b>17,250,562</b>
<b>Fair Protection Processes and Documentation</b>		
Registration and profiling	10,868,370	10,868,370
Status determination	560,288	560,288
Civil status documentation	1,135,284	1,135,284
<b>Subtotal</b>	<b>12,563,942</b>	<b>12,563,942</b>
<b>Security from Violence and Exploitation</b>		
SGBV prevention and response	7,735,633	7,735,633
Non-arbitrary detention	945,284	945,284
Child protection	7,140,567	7,140,567
<b>Subtotal</b>	<b>15,821,484</b>	<b>15,821,484</b>
<b>Basic Needs and Essential Services</b>		
Health	37,070,300	37,070,300
Reproductive health and HIV/ Aids response	4,975,851	4,975,851
Nutrition	1,074,995	1,074,995
Shelter and infrastructure	21,044,995	21,044,995
Energy	23,689,990	23,689,990
Basic and domestic and hygiene Items	136,646,224	136,646,224
Services for persons with specific needs	17,581,134	17,581,134
Education	3,087,690	3,087,690
<b>Subtotal</b>	<b>245,171,180</b>	<b>245,171,180</b>
<b>Community Empowerment and Self Reliance</b>		
Community mobilization	11,945,284	11,945,284
Co-existence with local communities	2,844,995	2,844,995
Self-reliance and livelihoods	5,844,995	5,844,995

	Pillar 1 Refugee programme	Total
<b>Subtotal</b>	<b>20,635,274</b>	<b>20,635,274</b>
<b>Durable Solutions</b>		
Resettlement	3,245,284	3,245,284
<b>Subtotal</b>	<b>3,245,284</b>	<b>3,245,284</b>
<b>Leadership, Coordination and Partnerships</b>		
Coordination and partnerships	1,104,995	1,104,995
Donor relations	1,144,995	1,144,995
<b>Subtotal</b>	<b>2,249,990</b>	<b>2,249,990</b>
<b>Logistics and Operations Support</b>		
Supply chain and logistics	844,995	844,995
Operations management, coordination and support	3,572,294	3,572,294
<b>Subtotal</b>	<b>4,417,289</b>	<b>4,417,289</b>
<b>2017 Revised Budget</b>	<b>321,355,004</b>	<b>321,355,004</b>