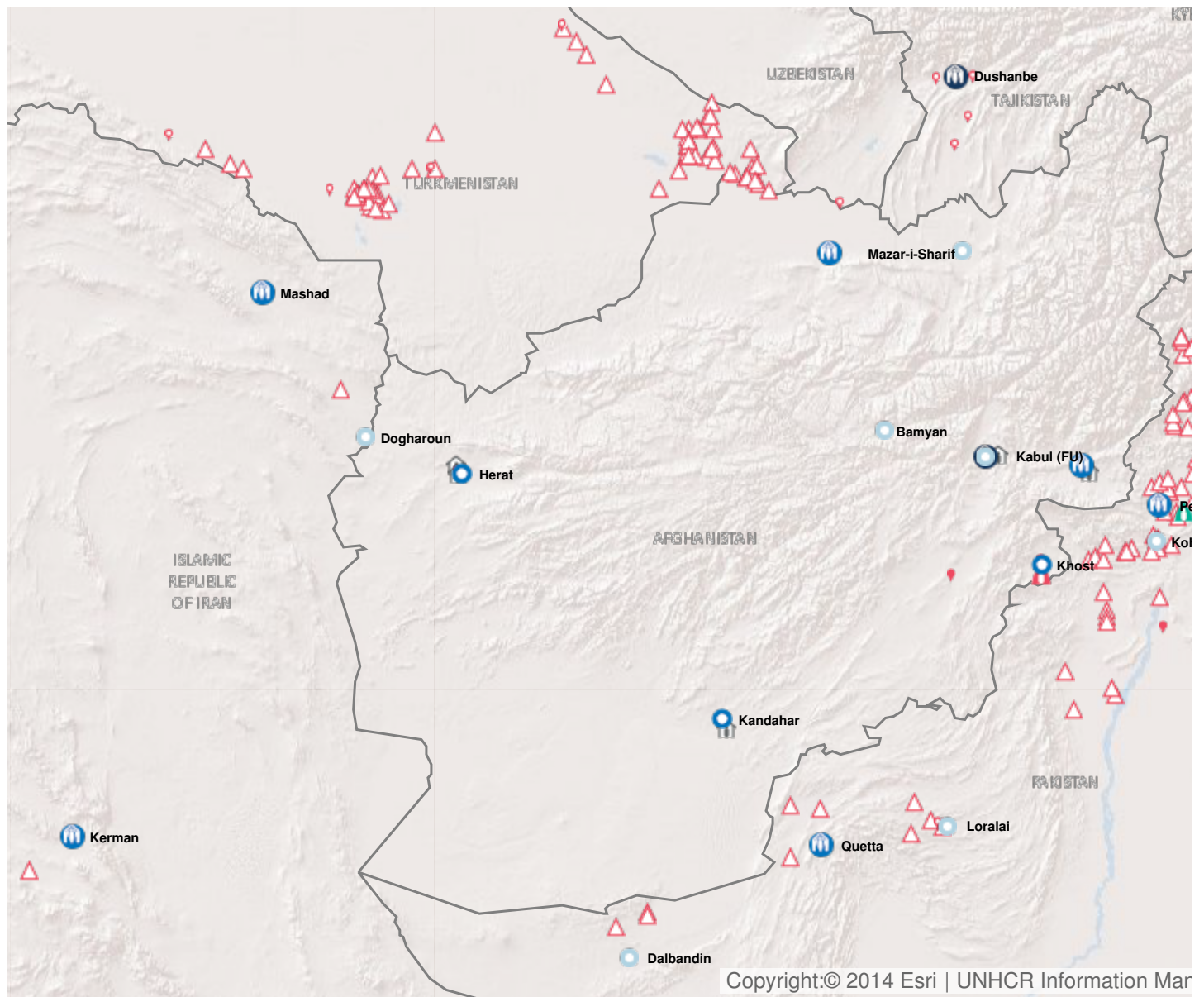


2017 Planning summary

Downloaded on 2/12/2016

Operation: Afghanistan

Location

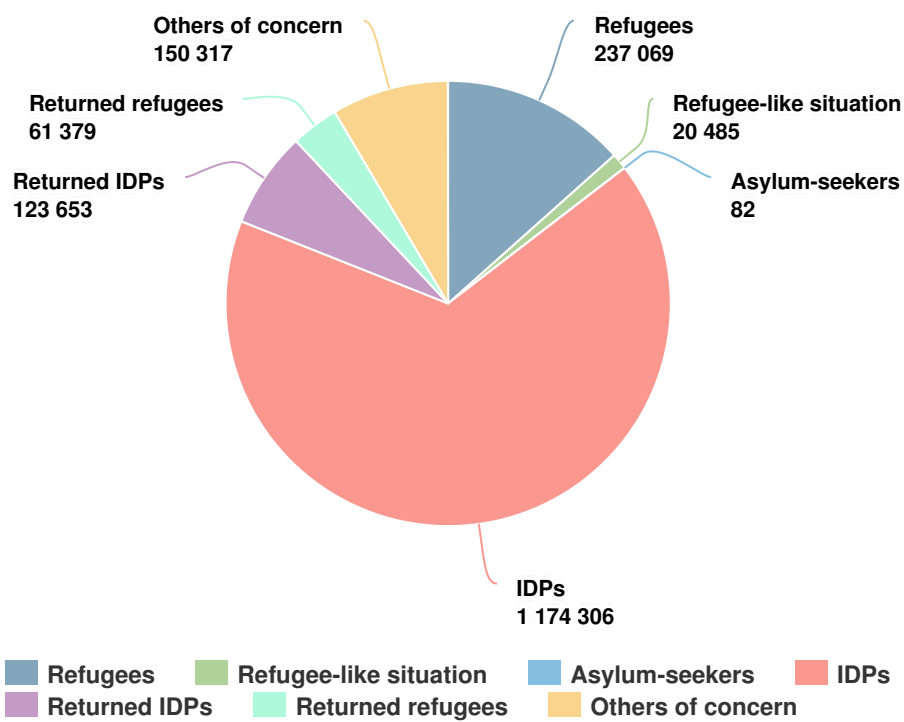


Latest update of camps and office locations **21 Nov 2016**. By clicking on the icons on the map, additional information is displayed.

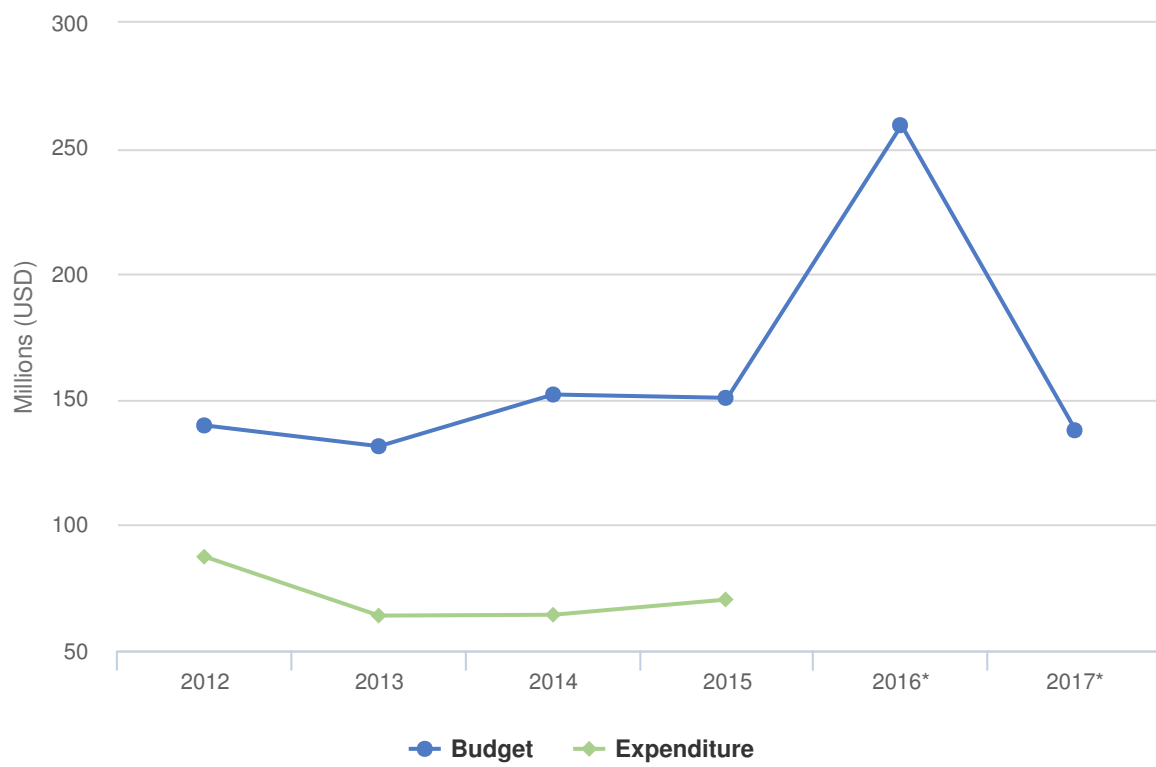
People of Concern

33% INCREASE IN
2015

2015	1,767,291
2014	1,324,996
2013	985,197



Budgets and Expenditure for Afghanistan



The 2017 overview for this operation will be uploaded and available shortly.

2017 Revised Budget for Afghanistan | USD

The following table presents the revised budget for this operation broken down at the objective level. Resource allocation at the objective level is subject to change during the course of the year as the operational situation evolves and priorities shift.

	Pillar 1 Refugee programme	Pillar 3 Reintegration projects	Pillar 4 IDP projects	Total
Favourable Protection Environment				
Law and policy	1,074,006	0	0	1,074,006
Legal remedies and legal assistance	0	2,110,987	0	2,110,987
Subtotal	1,074,006	2,110,987	0	3,184,994
Fair Protection Processes and Documentation				
Reception conditions	778,006	0	0	778,006
Registration and profiling	3,173,006	0	0	3,173,006
Status determination	774,006	0	0	774,006
Subtotal	4,725,019	0	0	4,725,019
Security from Violence and Exploitation				
Protection from effects armed conflict	0	0	3,397,959	3,397,959
SGBV prevention and response	1,223,006	952,496	0	2,175,502
Subtotal	1,223,006	952,496	3,397,959	5,573,461
Basic Needs and Essential Services				
Shelter and infrastructure	3,073,006	0	0	3,073,006
Basic and domestic and hygiene Items	2,673,006	4,610,987	4,997,959	12,281,953
Services for persons with specific needs	2,208,006	3,902,496	0	6,110,502
Subtotal	7,954,019	8,513,483	4,997,959	21,465,461
Community Empowerment and Self Reliance				
Co-existence with local communities	2,623,006	6,302,809	0	8,925,816
Self-reliance and livelihoods	0	10,110,987	0	10,110,987
Subtotal	2,623,006	16,413,796	0	19,036,803
Durable Solutions				
Solutions strategy	0	2,432,496	0	2,432,496
Voluntary return	59,832,802	0	0	59,832,802
Reintegration	0	9,389,992	0	9,389,992
Resettlement	774,006	0	0	774,006
Subtotal	60,606,809	11,822,488	0	72,429,296
Leadership, Coordination and Partnerships				

	Pillar 1 Refugee programme	Pillar 3 Reintegration projects	Pillar 4 IDP projects	Total
Coordination and partnerships	688,006	0	1,557,959	2,245,966
Camp management and coordination	1,373,006	0	0	1,373,006
Subtotal	2,061,013	0	1,557,959	3,618,972
Logistics and Operations Support				
Supply chain and logistics	5,619,019	0	0	5,619,019
Operations management, coordination and support	2,080,572	0	0	2,080,572
Subtotal	7,699,591	0	0	7,699,591
2017 Revised Budget	87,966,470	39,813,250	9,953,878	137,733,598