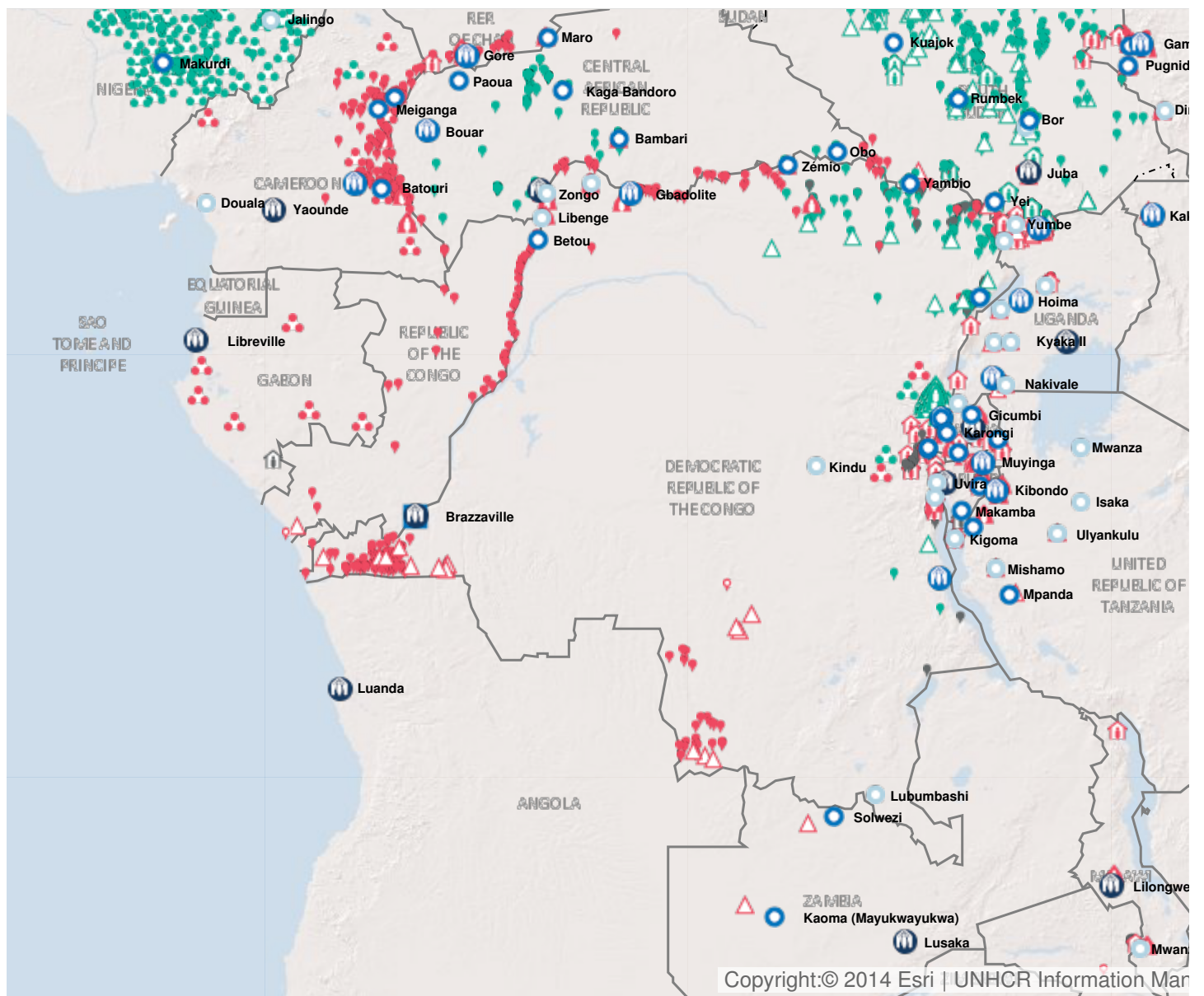


Operation: Democratic Republic of the Congo Regional Office

Location

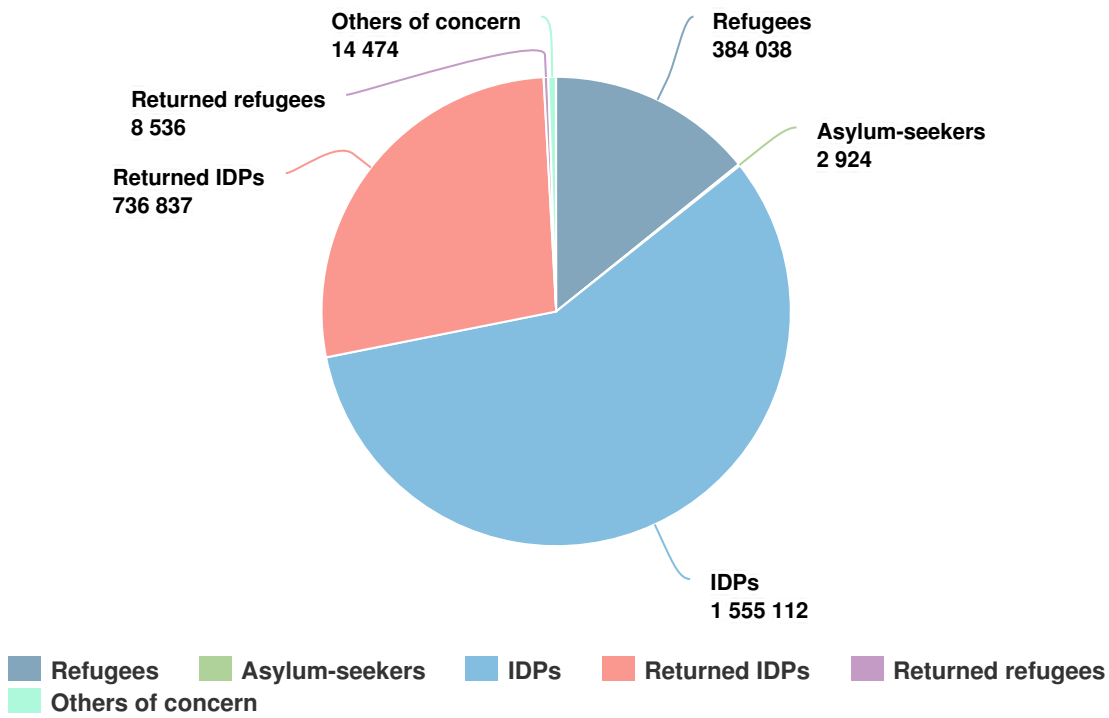


Latest update of camps and office locations **21 Nov 2016**. By clicking on the icons on the map, additional information is displayed.

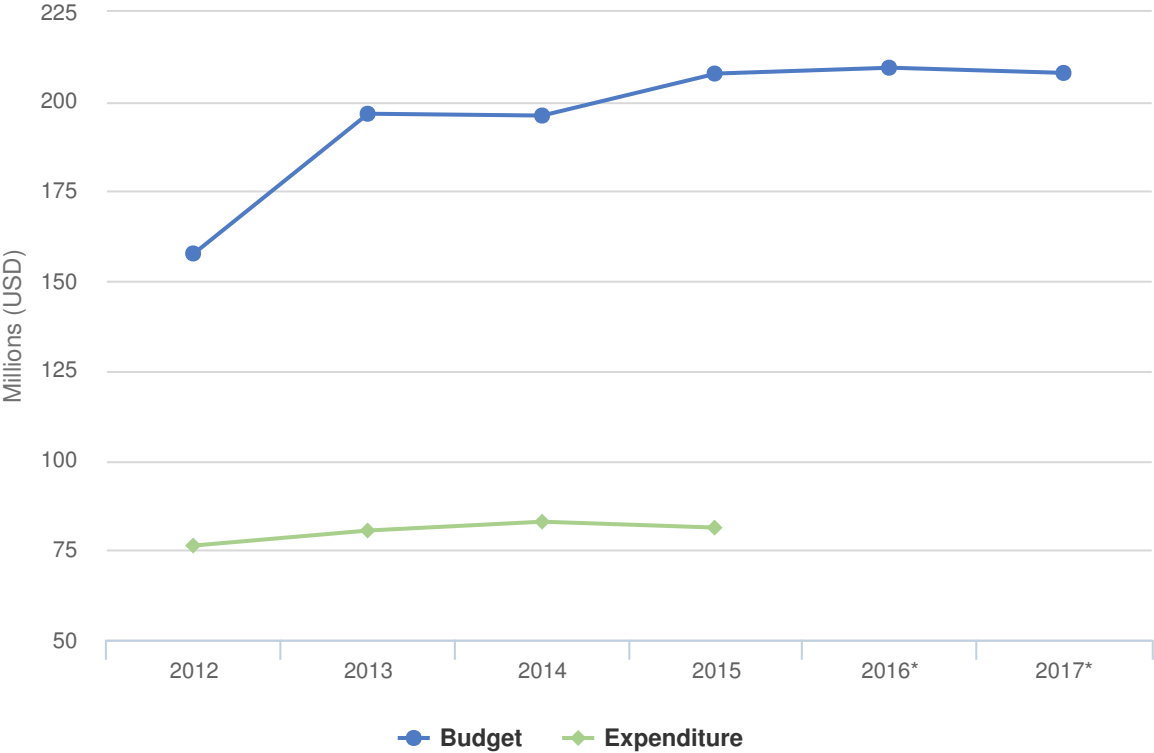
People of Concern

DECREASE IN
25% 2015

2015	2,701,921
2014	3,619,785
2013	3,817,537



Budgets and Expenditure for Democratic Republic of the Congo Regional Office



Working environment

The volatile security situation in eastern Democratic Republic of the Congo (DRC) in late 2016 was further compounded by the delay of the Presidential elections. The ongoing climate of instability in parts of the country could pose serious challenges to UNHCR's ability to implement the required level of protection and assistance for people of concern in 2017. Military operations in the Kivu region and localized conflicts with armed groups are expected to continue in 2017. Developments in neighbouring countries such as South Sudan and Burundi may also lead to further refugee influxes.

The Government of DRC is providing land for the establishment of refugee camps, as well as contributing to the security in the camps, civil status documentation and registration exercises. Refugee children are able to enroll in schools.

Key priorities

In 2017, UNHCR's protection strategy will continue to be oriented towards durable solutions while ensuring the centrality of protection in all interventions. The strategy will focus on building self-reliance, with a view to empowering people of concern while strengthening the resilience of entire communities.

In 2017, UNHCR's operation will focus specifically on:

- multi-sectoral assistance to camp-based refugees alongside the promotion of alternatives to camps;
- building self-reliance by supporting livelihood opportunities for refugees and host communities;
- facilitating durable solutions, including voluntary returns of refugees in DRC and of Congolese refugees in neighbouring countries.
- Protection monitoring, prevention of and response to SGBV and search for durable solutions for the 1.7 million IDPs in the country.

In the event of a funding shortfall in 2017, primary education for both people of concern and host communities, provision of transitional shelters, medical assistance to SGBV victims, and provision of production kits to people of concern will be affected.

2017 Revised Budget for Democratic Republic of the Congo Regional Office | USD

The following table presents the revised budget for this operation broken down at the objective level. Resource allocation at the objective level is subject to change during the course of the year as the operational situation evolves and priorities shift.

	Pillar 1 Refugee programme	Pillar 2 Stateless programme	Pillar 3 Reintegration projects	Pillar 4 IDP projects	Total
Favourable Protection Environment					
International and regional instruments	0	1,948,898	0	0	1,948,898
Law and policy	0	0	0	4,232,101	4,232,101
Legal remedies and legal assistance	155,030	0	0	0	155,030
Access to territory	175,751	0	0	0	175,751
Public attitudes towards persons of concern	296,076	0	0	0	296,076
Subtotal	626,857	1,948,898	0	4,232,101	6,807,855
Fair Protection Processes and Documentation					
Reception conditions	232,025	0	0	0	232,025
Registration and profiling	2,086,440	0	0	964,952	3,051,392
Status determination	3,685,598	0	0	0	3,685,598
Individual documentation	1,163,077	0	0	0	1,163,077
Civil status documentation	1,187,855	0	0	0	1,187,855
Subtotal	8,354,995	0	0	964,952	9,319,947
Security from Violence and Exploitation					
Protection from crime	1,680,494	0	0	0	1,680,494
Protection from effects armed conflict	1,148,421	0	0	18,443,873	19,592,294
SGBV prevention and response	3,973,516	0	0	5,560,276	9,533,792
Child protection	2,142,358	0	0	0	2,142,358
Subtotal	8,944,790	0	0	24,004,149	32,948,938
Basic Needs and Essential Services					
Health	6,319,373	0	446,314	0	6,765,687
Reproductive health and HIV/ Aids response	1,888,947	0	0	527,935	2,416,881
Nutrition	2,466,379	0	0	0	2,466,379
Food security	359,051	0	0	0	359,051

	Pillar 1 Refugee programme	Pillar 2 Stateless programme	Pillar 3 Reintegration projects	Pillar 4 IDP projects	Total
Water	4,778,392	0	0	0	4,778,392
Sanitation and hygiene	1,740,463	0	0	0	1,740,463
Shelter and infrastructure	9,937,160	0	3,480,915	6,782,619	20,200,693
Energy	836,076	0	0	0	836,076
Basic and domestic and hygiene Items	1,077,639	0	283,542	0	1,361,181
Services for persons with specific needs	5,101,842	0	218,433	1,951,194	7,271,469
Education	6,793,836	0	404,313	0	7,198,149
Subtotal	41,299,156	0	4,833,517	9,261,747	55,394,421
Community Empowerment and Self Reliance					
Community mobilization	972,794	0	316,162	421,568	1,710,524
Co-existence with local communities	1,604,660	0	2,855,832	1,765,401	6,225,893
Natural resources and shared environment	301,076	0	0	0	301,076
Self-reliance and livelihoods	6,596,772	0	2,924,561	1,702,916	11,224,249
Subtotal	9,475,302	0	6,096,555	3,889,885	19,461,742
Durable Solutions					
Solutions strategy	0	0	0	5,142,686	5,142,686
Voluntary return	6,587,498	0	6,313,749	0	12,901,247
Reintegration	0	0	1,350,752	0	1,350,752
Integration	2,361,003	0	0	0	2,361,003
Resettlement	1,155,709	0	0	0	1,155,709
Subtotal	10,104,209	0	7,664,502	5,142,686	22,911,397
Leadership, Coordination and Partnerships					
Coordination and partnerships	617,548	0	396,649	1,796,489	2,810,686
Camp management and coordination	542,025	0	0	3,942,686	4,484,711
Donor relations	1,186,327	0	210,770	327,935	1,725,032
Subtotal	2,345,900	0	607,420	6,067,109	9,020,429
Logistics and Operations Support					
Supply chain and logistics	18,638,795	0	741,284	7,240,230	26,620,308

	Pillar 1 Refugee programme	Pillar 2 Stateless programme	Pillar 3 Reintegration projects	Pillar 4 IDP projects	Total
Operations management, coordination and support	10,613,330	0	9,929,969	4,976,271	25,519,570
Subtotal	29,252,125	0	10,671,252	12,216,500	52,139,877
2017 Revised Budget	110,403,335	1,948,898	29,873,246	65,779,129	208,004,607
