

Total Active Registered Syrians **655,344**



Urban

514,274
78.5%


Camps

141,070
21.5%

Standard Age and Gender

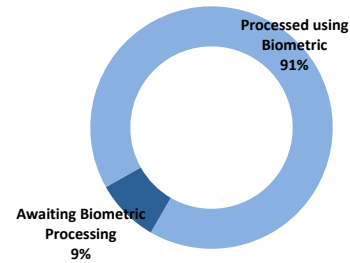
Age	0-4	5-11	12-17	18-35	36-59	60+	Total	%
Female	49,832	70,141	42,987	98,094	56,425	14,236	331,715	50.6%
Male	52,682	74,110	45,355	93,103	48,324	10,055	323,629	49.4%
Total	102,514	144,251	88,342	191,197	104,749	24,291	655,344	100%
	15.6%	22.0%	13.5%	29.2%	16.0%	3.7%		

Place of Origin		
Dar'a	275,545	42.0%
Homs	104,866	16.0%
Rural Damascus	78,120	11.9%
Aleppo	65,694	10.0%
Damascus	48,891	7.5%
Hama	33,439	5.1%
Ar-raqqa	15,988	2.4%
Idlib	10,643	1.6%
Deir-ez-zor	6,346	1.0%
Al-hasakeh	5,059	0.8%
Quneitra	2,806	0.4%
As-sweida	1,476	0.2%
Lattakia	1,309	0.2%
Tartous	358	0.1%
Other	4,804	0.7%

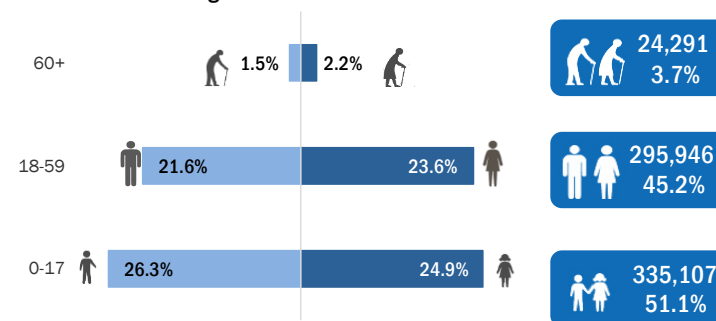
Specific Needs		
Child at risk	50,427	7.7%
Specific legal and physical protection needs	45,667	7.0%
Serious medical condition	44,165	6.7%
Woman at risk	22,265	3.4%
Single parent	21,330	3.3%
Disability	18,229	2.8%
Older person at risk	5,900	0.9%
Unaccompanied or separated child	4,552	0.7%
Total	212,535	32.4%

* An individual can have more than one specific need

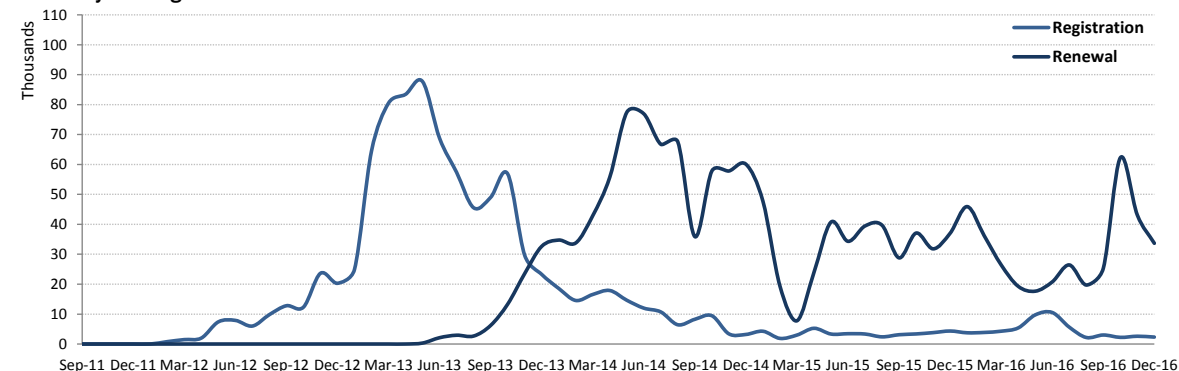
Biometric Statistics (IRIS)



Age-Gender Breakdown



Syrian Registration Trend since 01 March 2011

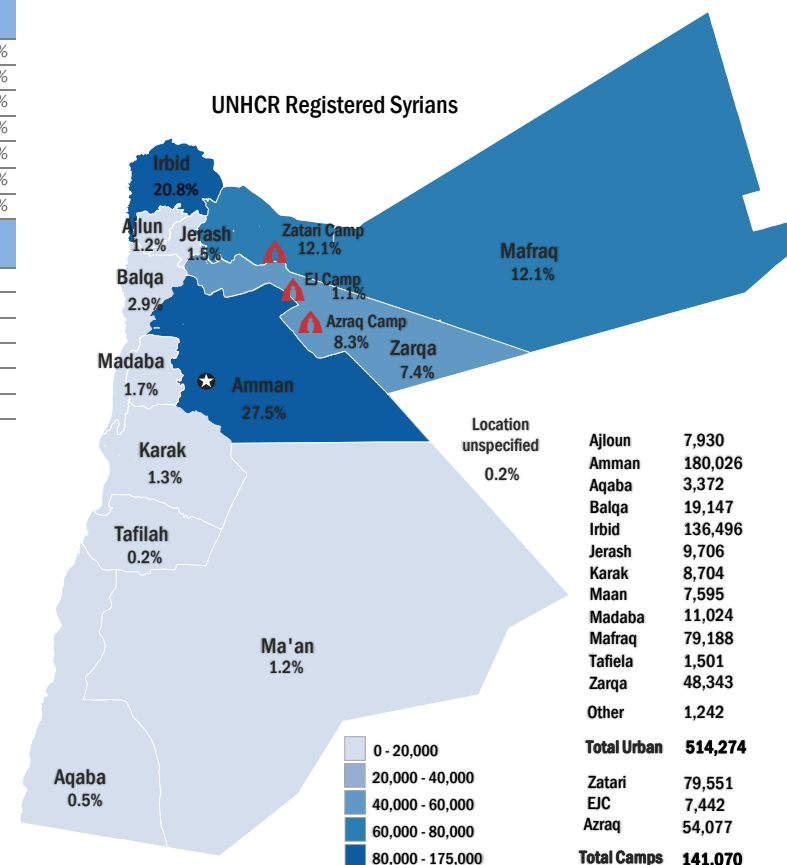


Interagency Portal: <http://data.unhcr.org/Syrianrefugees>
 UNHCR on the web: <http://www.unhcr.org>
 UNHCR on Social network: <http://www.facebook.com/UNHCRJordan> ; <http://twitter.com/ZaatariCamp>
 DAG Jordan

Arrivals		
Pre-2011	10,288	1.6%
2011	22,508	3.4%
2012	171,835	26.2%
2013	295,631	45.1%
2014	80,540	12.3%
2015	33,385	5.1%
2016	41,157	6.3%

Registration Trend		
2011	2,360	0.2%
2012	129,335	12.8%
2013	665,200	65.7%
2014	121,386	12.0%
2015	41,043	4.1%
2016	53,626	5.3%

UNHCR Registered Syrians



* Coloured map only reflects refugees living outside camps.