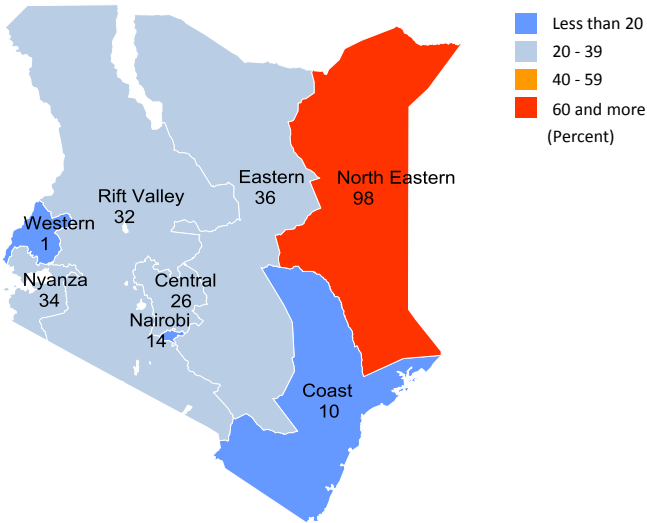
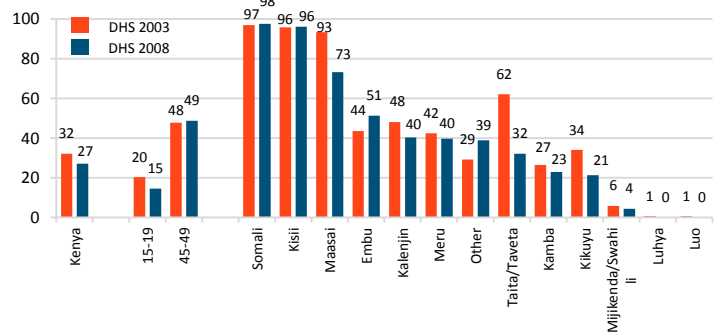


**Prevalence of Female Genital Mutilation/Cutting (FGM/C) among Women Aged 15-49**

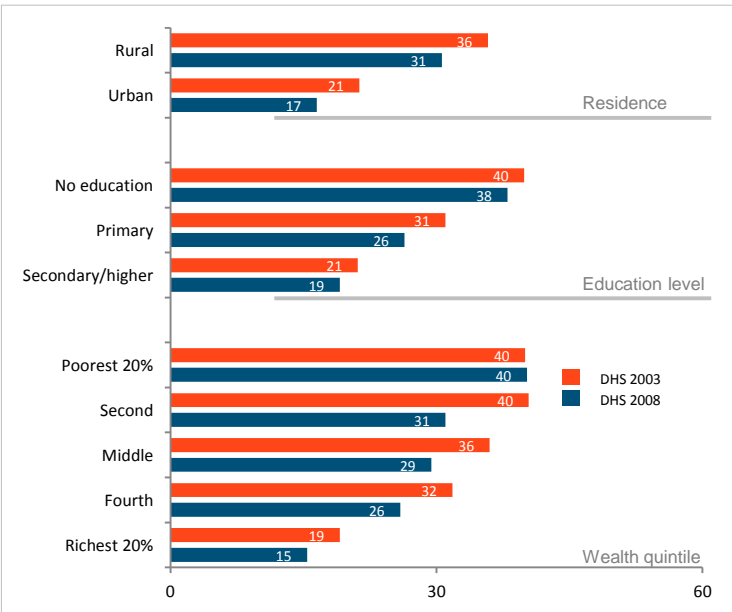


**Levels:** currently, **27%** of women aged 15-49 in Kenya have undergone some form of FGM/C

**Trends:** prevalence of FGM/C has decreased by **16%** between 2003 and 2008; FGM/C is less common among girls 15-19 than women 45-49

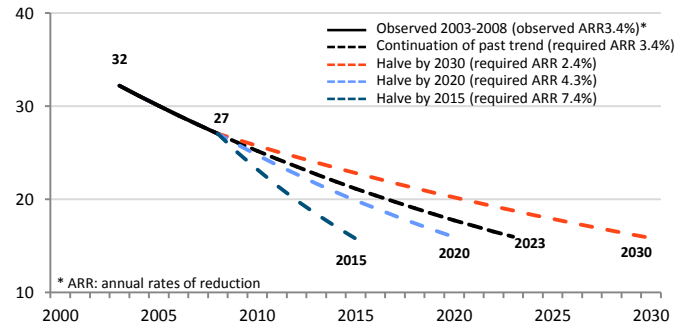


**Inequalities:** Human rights violations affect women and girls differently. Girls who are the least educated, poorest and living in rural areas, are at the greatest risk of FGM/C.

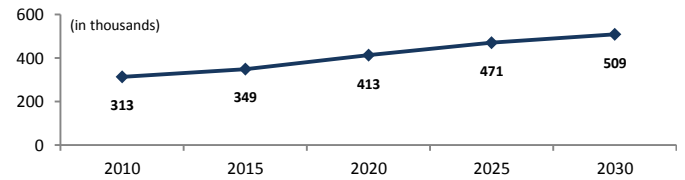


**Projections**

To meet the target of reducing the FGM/C rate by half, more intensive interventions and resources are needed

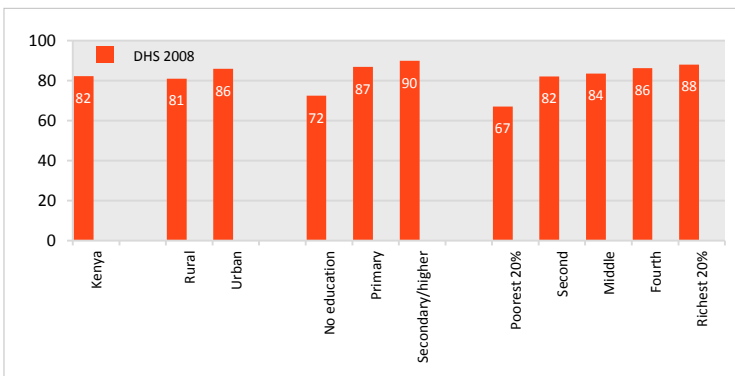


If present trends continue, 509,000 girls born between 2010-2015 will experience FGM/C by 2030



**Opposition to FGM/C**

About 82 percent of women believe FGM/C should be discontinued



**Key Indicators**

Population size, female age 15-49 (in thousands), 2010	9,911	World Population Prospects 2012
Prevalence of FGM/C among women 15-49 (%)	27	DHS 2008
Prevalence of FGM/C among girls 15-19 (%)	15	DHS 2008
Ethnic group with the highest prevalence in the country (%)	98	DHS 2008
Existence of national policies and laws banning FGM/C; Year passed	2001, 2011*	FGM/C programme data

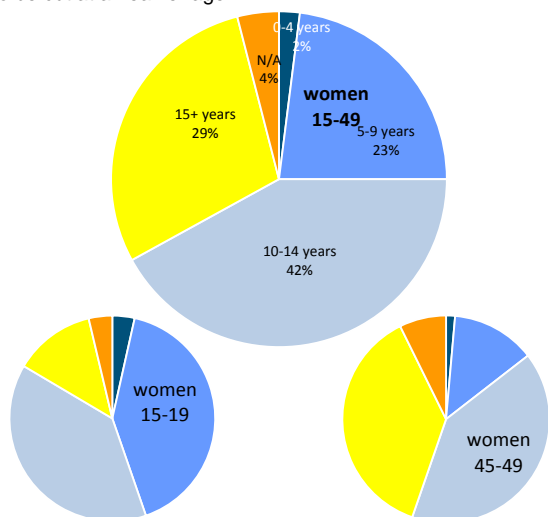
\*Later dates reflect amendments to the original law or new laws

## FGM/C among Young Girls

Data not available

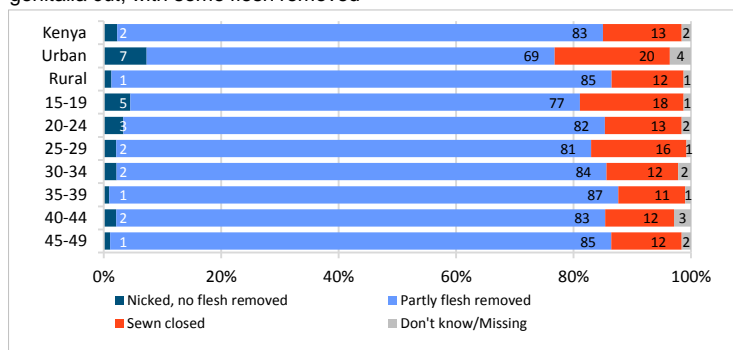
### Age at FGM/C

Nearly **half** of the women who have undergone FGM/C were cut when age 10-14; the difference of age at FGM/C between women 15-19 and women 45-49 indicates that more girls are likely to be cut at an earlier age

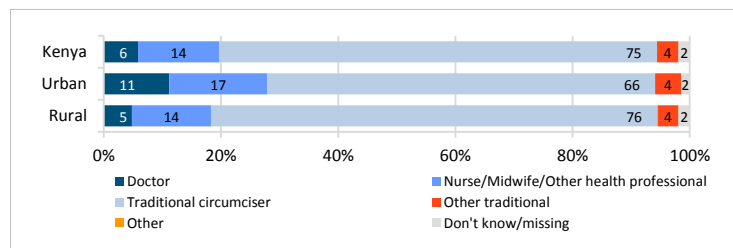


### Type of FGM/C and Performers of FGM/C

About 83% of girls and women who have undergone FGM/C have had their genitalia cut, with some flesh removed

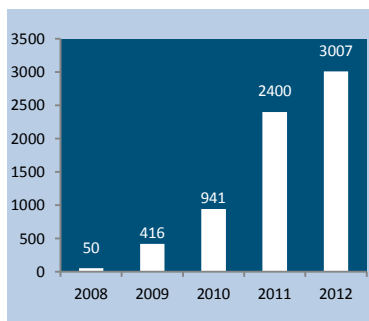


FGM/C is essentially performed by traditional circumcisers (more than 70%)

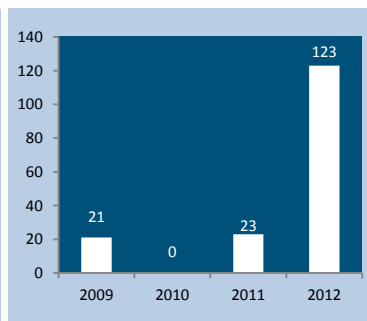


### Monitoring the UNFPA-UNICEF Joint Programme on FGM/C

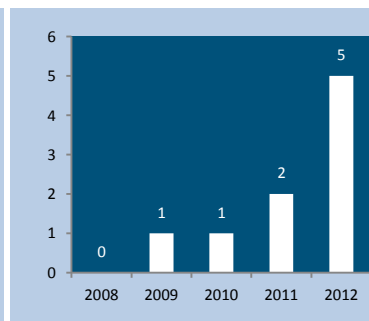
**Community leaders and stakeholders** committed to FGM/C abandonment



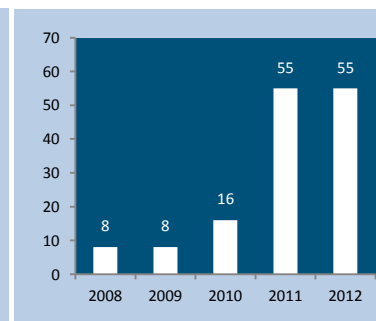
**Religious leaders** that make public declarations delinking FGM/C from religion



**Cumulative number of communities** declaring the abandonment of FGM/C



**Health facilities** integrating FGM/C prevention in their antenatal and postnatal care



Source: FGM/C Programme data 2012