



WEEKLY UPDATE | Voluntary Repatriation of Somali Refugees From Kenya.

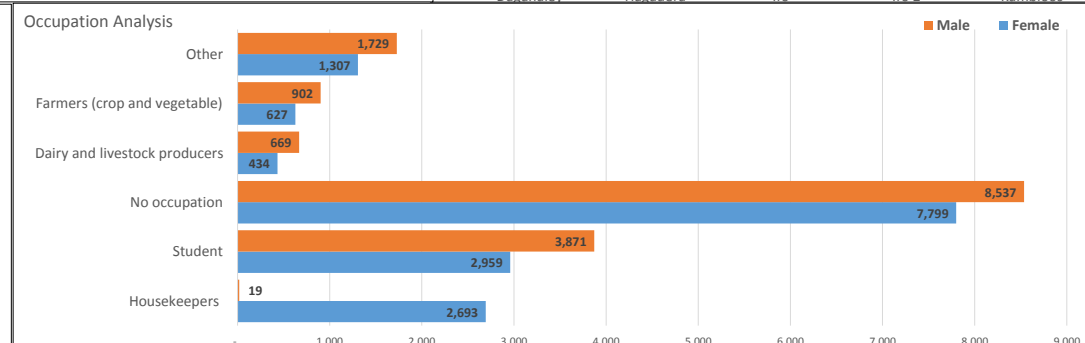
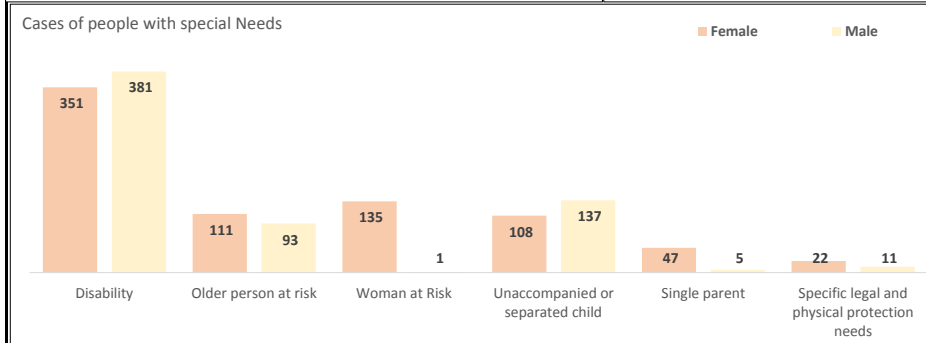
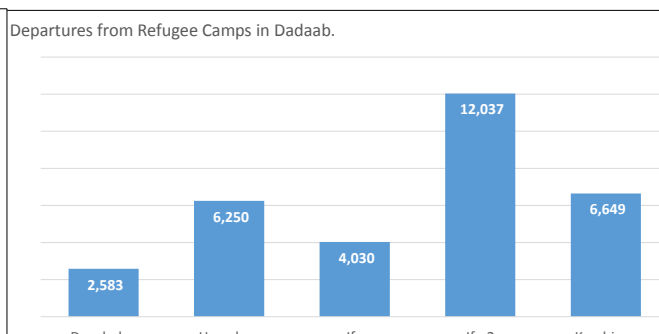
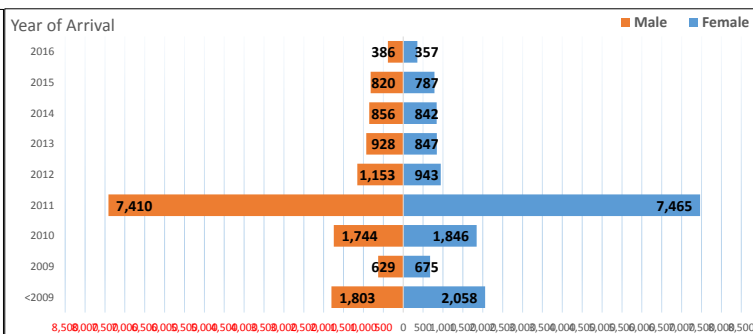
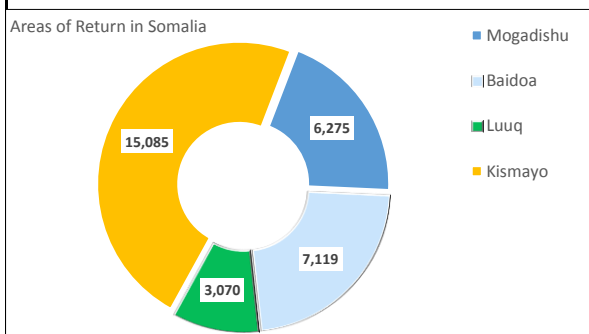
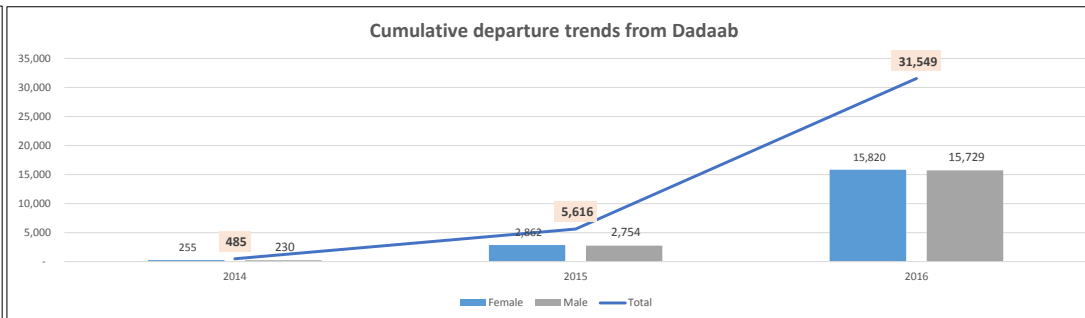
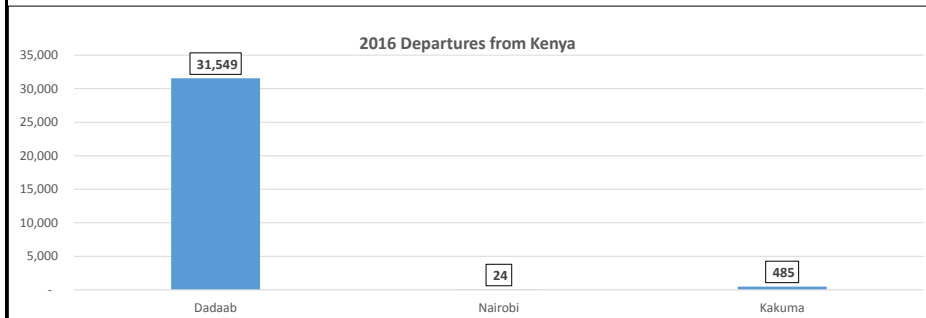
2016 DEPARTURES FROM KENYA	
Location	Individuals
Dadaab	31,549
Nairobi	24
Kakuma	485
Grand Total	32,058

CUMULATIVE DEPARTURES FROM KENYA	
Location	Location
Dadaab	37,650
Nairobi	24
Kakuma	485
Grand Total	38,159

CUMULATIVE DEPARTURES FROM DADAAB			
Year	Female	Male	Total
2014	255	230	485
2015	2,862	2,754	5,616
2016	15,820	15,729	31,549
Total	18,937	18,713	37,650

2016 DADAAB SUMMARY	
Details	Totals
No. of Households	6,159
No. of Individuals	31,549
No. of Females	15,820
No. of Males	15,729
No. of Special Needs	1,402

CONVOYS SUMMARY	
ROAD CONVOYS	99
FLIGHTS	218
Mogadishu	166
Kismayu	23
Baidoa	29



Source: UNHCR S.O Dadaab (ProGres)

Contacts: Mr. Arshad Milad: milada@unhcr.org | Mr. Enock Sosthenes: sosthene@unhcr.org | Ms. Florence Lloyd: lloyd@unhcr.org | Mr. Andrew Mutua: mutuaa@unhcr.org

Profile of Voluntary Repatriation Departures

Cumulative Analysis

Reported Departures From 1st January to 16th December 2016

Breakdown by Camp of Asylum, Age and Gender

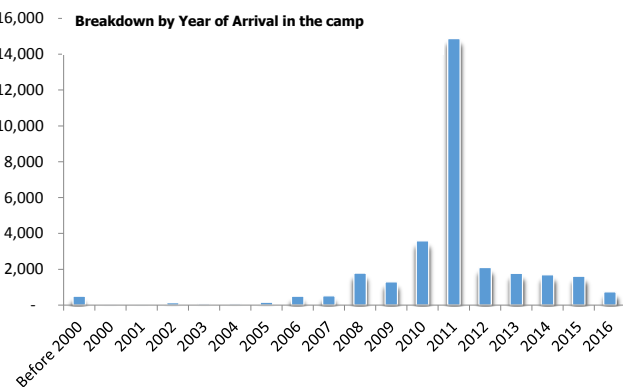
Breakdown by Marital Status

Camp	0 - 4			5 - 11			12 - 17			18 - 59			60+			Grand Total			Marital Status	Female	Male	Total	%
	F	M	Total	F	M	Total	F	M	Total	F	M	Total	F	M	Total	Persons	%	HouseHolds					
Dagahaley	270	257	527	397	409	806	223	214	437	432	324	756	31	26	57	2,583	8%	548	Divorced	327	83	410	1%
Dagadera	603	691	1,294	917	930	1,847	505	544	1,049	1,204	739	1,943	52	65	117	6,250	20%	1,366	Married	3,952	2,695	6,647	21%
Ifo	349	451	800	558	614	1,172	342	326	668	729	540	1,269	53	68	121	4,030	13%	863	Single	11,070	12,869	23,939	76%
Ifo 2	1,274	1,317	2,591	1,637	1,938	3,575	945	1,172	2,117	1,900	1,577	3,477	95	182	277	12,037	107000%	2175	Separated	30	11	41	0%
Kambioos	622	661	1,283	1,029	1,126	2,155	520	651	1,171	1,072	812	1,884	61	95	156	6,649	21%	1,207	Windowed	441	71	512	2%
Grand Total	3,118	3,377	6,495	4,538	5,017	9,555	2,535	2,907	5,442	5,337	3,992	9,329	292	436	728	31,549	-	6,159	Grand Total	15,820	15,729	31,549	-

NB: 21492 returnees are minors representing 68% and 10057 are adults (31%).

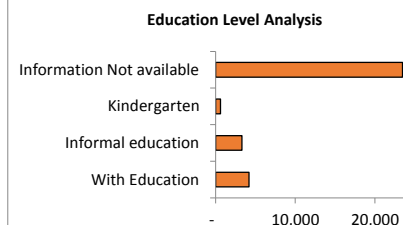
Breakdown by Year of Arrival in the camp

Arrival Year	F	M	Total	%
Before 2000	313	182	495	2%
2000	37	23	60	0%
2001	26	16	42	0%
2002	77	62	139	0%
2003	37	41	78	0%
2004	46	28	74	0%
2005	83	79	162	1%
2006	253	249	502	2%
2007	268	257	525	2%
2008	918	866	1,784	6%
2009	675	629	1,304	4%
2010	1,846	1,744	3,590	11%
2011	7,465	7,410	14,875	47%
2012	943	1,153	2,096	7%
2013	847	928	1,775	6%
2014	842	856	1,698	5%
2015	787	820	1,607	5%
2016	357	386	743	2%
Grand Total	15,820	15,729	31,549	-

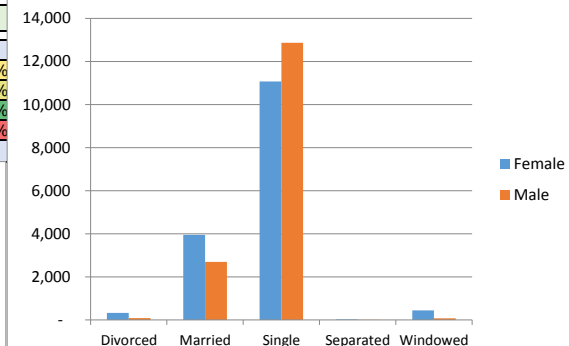


Breakdown by Education Level

Education Level	Total	%
With Education	4,181	13%
Informal education	3,295	10%
Kindergarten	614	2%
Information Not available	23,459	74%
Grand Total	31,549	-

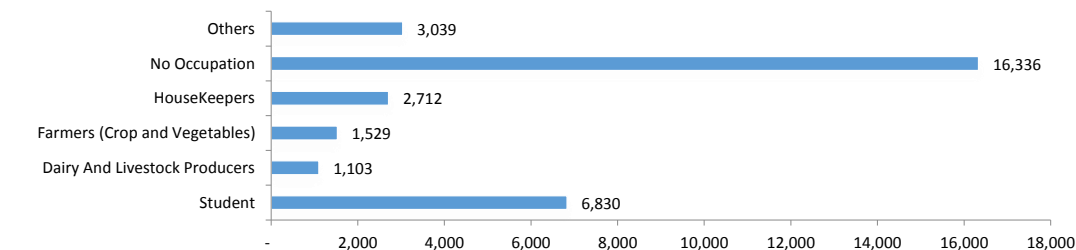


Marital Status Analysis



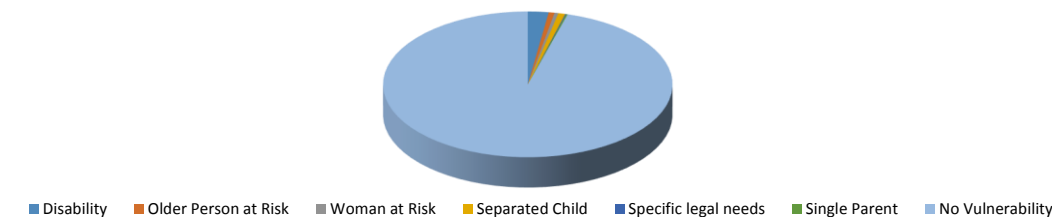
Breakdown by Occupation

Occupation	Total	%
Student	6,830	22%
Dairy And Livestock Producers	1,103	3%
Farmers (Crop and Vegetables)	1,529	5%
HouseKeepers	2,712	9%
No Occupation	16,336	52%
Others	3,039	10%
Grand Total	31,549	-



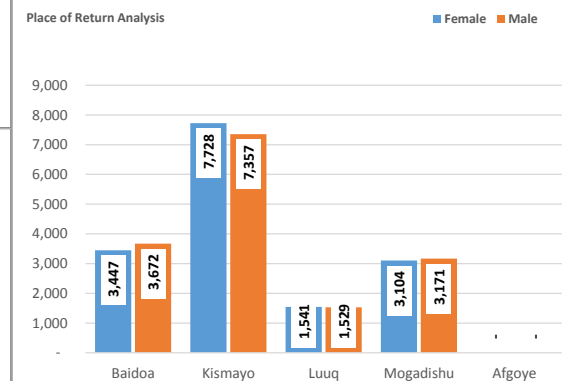
Breakdown by Vulnerability

Vulnerability	Individuals	%
Disability	732	2%
Older Person at Risk	204	1%
Woman at Risk	136	0%
Separated Child	245	1%
Specific legal needs	33	0%
Single Parent	52	0%
No Vulnerability	30,147	96%
Grand Total	31,549	-



Breakdown by Place of Return

Return Area	Female	Male	Total	%
Baidoa	3,447	3,672	7,119	23%
Kismayo	7,728	7,357	15,085	48%
Luuq	1,541	1,529	3,070	10%
Mogadishu	3,104	3,171	6,275	20%
Afgoye	-	-	-	0%
Grand Total	15,820	15,729	31,549	-

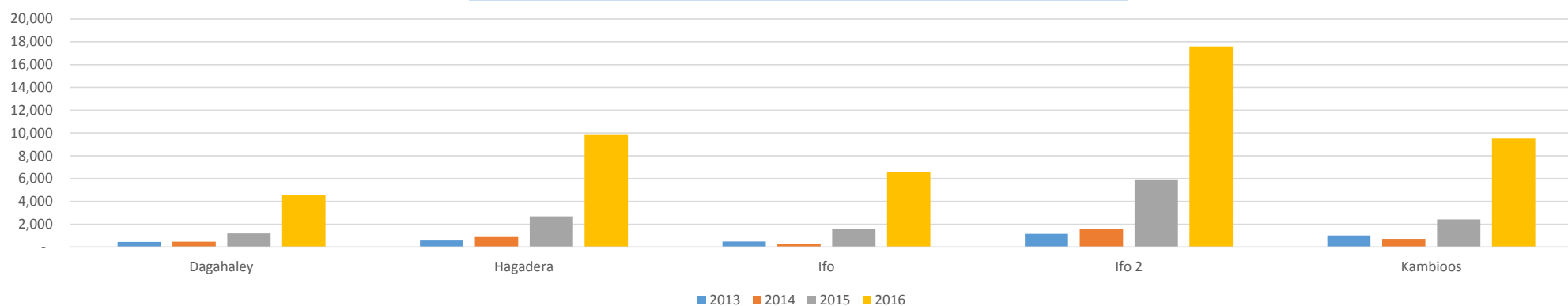


Trends of POCs Approaching the Return Help Desk

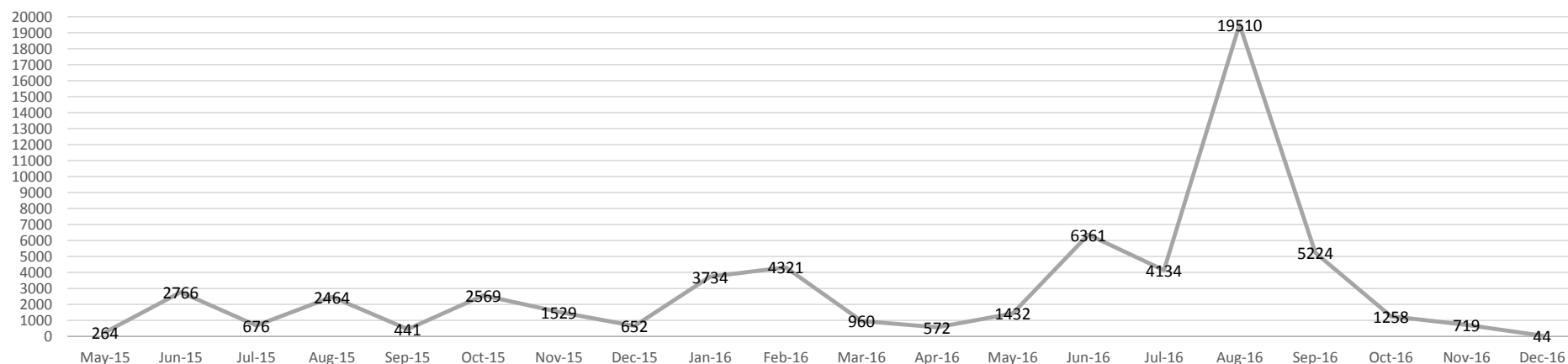
Trends POCs Approaching Return Help Desk Per Year Per Camp as of 16th December 2016

Years	Dagahaley	Hagadera	Ifo	Ifo 2	Kambioos	Total	
2013		451	572	477	1,156	1,022	3,678
2014		466	871	262	1,555	717	3,871
2015		1,198	2,694	1,620	5,864	2,418	13,794
2016		4,539	9,821	6,537	17,590	9,507	47,994
Dec-16		18	76	7	71	147	319
Grand Total		6,672	14,034	8,903	26,236	13,811	69,656

Trends of POCs Approaching the Return Help Desk per year per camp



Trends of POCs Approaching the Return Help Desk between May 2015 and December 2016



Return Help Desk Statistics Per Camp for those willing to Return as of 16th December 2016

Camp	0 - 4 Years		5 - 11 Years		12 -17 Years		18 - 59 Years		60 + Years		Total	%
	Female	Male	Female	Male	Female	Male	Female	Male	Female	Male		
Dagahaley	235	204	390	405	214	228	545	387	43	37	2,688	10%
Hagadera	417	453	685	744	425	501	1,129	902	103	90	5,449	19%
Ifo	292	340	492	495	298	334	720	527	73	73	3,644	13%
Ifo 2	842	895	1,441	1,664	935	1,255	2,456	1,824	192	231	11,735	42%
Kambioos	358	422	680	728	403	561	781	664	69	69	4,735	17%
Grand Total	2,144	2,314	3,688	4,036	2,275	2,879	5,631	4,304	480	500	28,251	-



Place of Return to Somalia

Time of Return to Somalia per Camp

Is it Area of Origin?

Camp

Place of Return	Is it Area of Origin?			Total	Return Period	Camp					Total
	Yes	No	Unknown			Dagahaley	Hagadera	Ifo	Ifo 2	Kambioos	
Kismayo	9,975	10,083	157	20,215	3 Months	2,683	5,442	3,571	11,518	4,707	27,921
Mogadishu	1,601	947	35	2,583	3 to 6 Months	-	7	33	167	21	228
Baidoa	1,737	2,557	68	4,362	In one year period	-	-	-	11	-	11
Dinsor	56	2	-	58	Other	5	-	40	39	7	91
Luuq	141	234	11	386	Grand Total	2,688	5,449	3,644	11,735	4,735	28,251
Belet Hawa	13	7	5	25							
Buale	83	9	5	97							
Other	389	127	9	525							
Grand Total	13,995	13,966	290	28,251	<i>"Other" Place of Return refers to: Sakow, Bardera, Afmadow, Jamame, El Waq, Jilib, Marka, Afgoye, Belet Weyne, Garbahare, Abduwaq, Wajid, Kurtun Warey, Barbera, Qansah Dere, Jowhar, Bosaso and Galkayo</i>						

Status	Total	Description
Total Interviewed	69,656	From the launch of Return Help Desk in all Dadaab's camps at the end of November 2013; 69,656 PoCs were interviewed and 69,560 among them have expressed their intention to repatriate to Somalia. 37,650 Individuals have been repatriated to Somalia as of 16th December 2016. 3,659 have been inactivated in proGres database for No-show or spontaneous departure. While 28,251 refugees willing to return (in principle) remain active.
Willing to Return	69,560	
Not willing to Return	96	
Returnees	37,650	Despite the relatively high number of refugees who have indicated their willingness to return, some have changed their mind which has impacted the voluntary repatriation plans. It is also worth noting that in the absence of finalized plan (which is almost done) for the assistance to returnees going to areas beyond the 9 opened for returns, it has not been possible to facilitate the return of refugees going to those areas. This has generated complaints from refugees and may have justified some spontaneous departures. Returns by road to/through Jubbaland have been suspended
Inactivated	3,659	
Active	28,251	