

Statistical summary

as of
31/11/2016

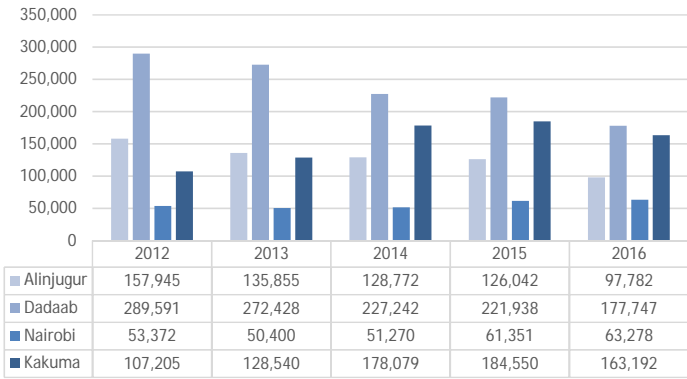
Refugees and Asylum Seekers in Kenya

	Total	Alinjugur	Dadaab	Kakuma	Nairobi	
A. Refugees and Asylum Seekers	501,999	97,782	177,747	163,192	63,278	- Page 2
B. Registration	30,982	194	206	21,037	9,545	- Page 6
C. Refugee Status Determination						- Page 7
1. Applied	11,851	258	537	4,337	6,719	
2. Recognized	4,907	83	137	3,979	708	
3. Rejected	14	0	0	11	3	
4. Pending	39,362	737	1,835	17,558	19,232	
D. 2016 Resettlement Submissions	6,569					- Page 8
E. 2016 Resettlement Departures	5,774					- Page 9
F. 2016 Voluntary Repatriation	30,539					- Page 10

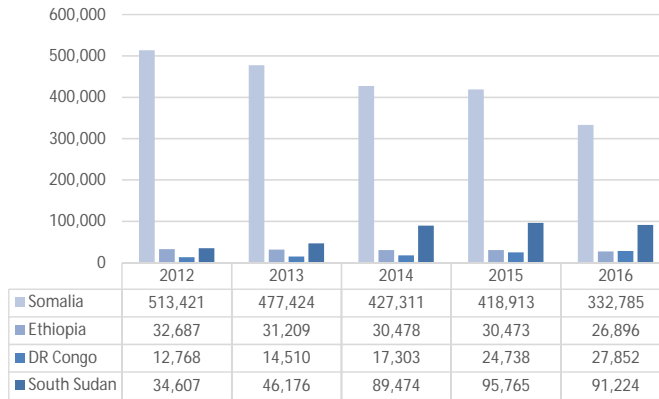
REFUGEES AND ASYLUM SEEKERS IN KENYA BY COUNTRY OF ORIGIN AND LOCATION

Country of Origin	2012					2013					2014					2015					2016				
	Alinjugur	Dadaab	Kakuma	Nairobi	Total	Alinjugur	Dadaab	Kakuma	Nairobi	Total	Alinjugur	Dadaab	Kakuma	Nairobi	Total	Alinjugur	Dadaab	Kakuma	Nairobi	Total	Alinjugur	Dadaab	Kakuma	Nairobi	Total
Somalia	154,104	275,258	50,366	33,693	513,421	132,611	258,596	53,816	32,401	477,424	125,584	213,466	56,180	32,081	427,311	122,663	208,741	54,886	32,623	418,913	95,148	166,376	41,394	29,867	332,785
Ethiopia	3,835	13,325	6,374	9,153	32,687	3,236	12,746	7,272	7,955	31,209	3,176	11,889	7,772	7,641	30,478	3,094	11,399	7,595	8,385	30,473	2,522	9,850	5,819	8,705	26,896
Sudan		14	5,345	388	5,747		21	7,666	275	7,962		69	9,366	196	9,631	-	74	10,023	169	10,266	1	59	9,694	152	9,906
DR Congo		101	6,149	6,518	12,768	2	129	7,809	6,570	14,510	5	220	8,966	8,112	17,303	154	187	9,861	14,536	24,738	68	149	9,673	17,962	27,852
Rwanda		16	510	1,024	1,550		18	554	858	1,430		17	616	810	1,443	14	20	615	960	1,609	6	17	530	1,007	1,560
Eritrea		44	112	1,724	1,880		31	115	1,602	1,748		23	129	1,414	1,566	-	18	126	1,481	1,625		10	75	1,455	1,540
Burundi		70	3,699	502	4,271		18	5,024	411	5,453	1	155	5,985	427	6,568	70	138	6,804	1,300	8,312	14	117	5,908	1,880	7,919
South Sudan	2	680	33,867	58	34,607	1	803	45,309	63	46,176	1	1,334	87,957	182	89,474	32	1,277	93,413	1,043	95,765	13	1,094	88,796	1,321	91,224
Uganda	4	75	736	196	1,011	3	56	914	148	1,121	3	57	1,038	301	1,399	12	67	1,158	670	1,907	7	72	1,236	693	2,008
Other		8	47	116	171	2	10	61	117	190	2	12	70	106	190	3	17	69	184	273	3	3	67	236	309
Total	157,945	289,591	107,205	53,372	608,113	135,855	272,428	128,540	50,400	587,223	128,772	227,242	178,079	51,270	585,363	126,042	221,938	184,550	61,351	593,881	97,782	177,747	163,192	63,278	501,999

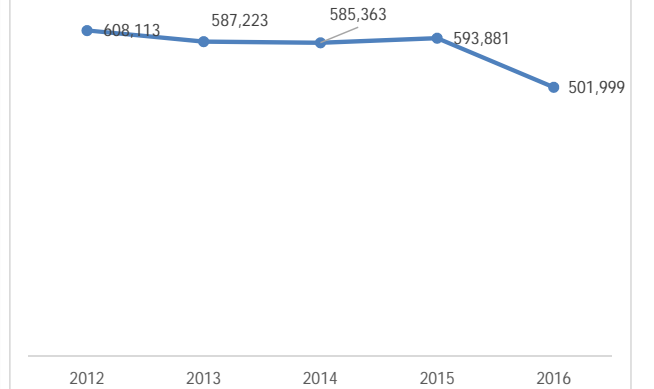
TREND BY LOCATION



TREND BY MAJOR COUNTRIES OF ORIGIN

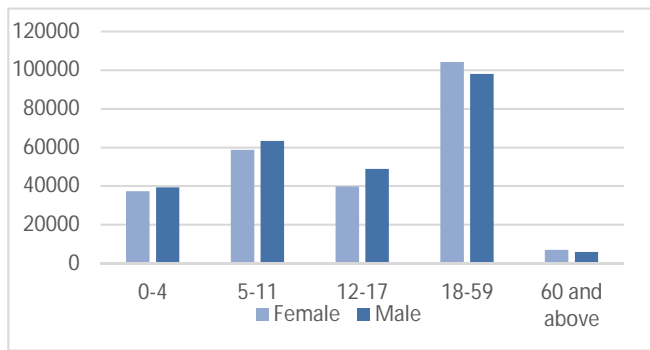


TREND SINCE 2012

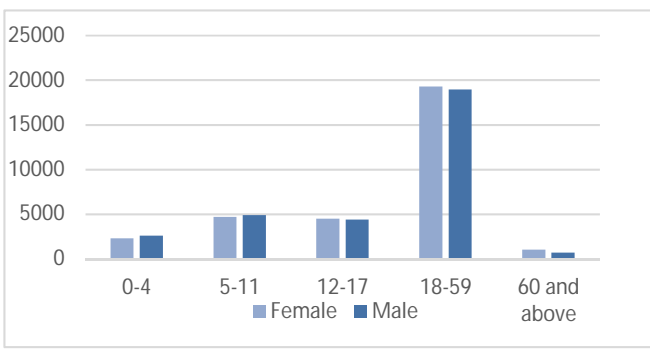


REFUGEES AND ASYLUM SEEKERS IN KENYA : DEMOGRAPHIC BREAKDOWN

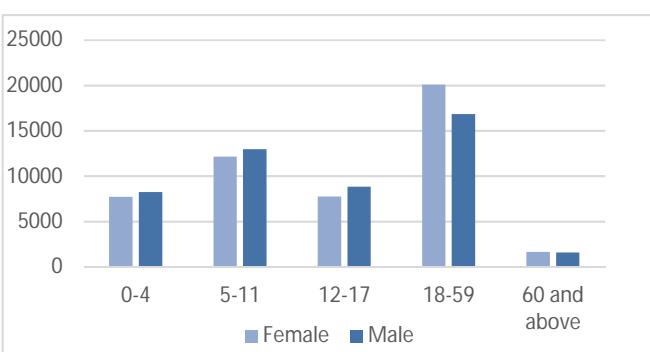
Total Kenya	Age Group	Sex				Total	
		Female		Male			
		#	%	#	%	#	%
		0-4	37,351	7.4%	39,229	7.8%	76,580
5-11	58,622	11.7%	63,291	12.6%	121,913	24.3%	
12-17	39,759	7.9%	48,873	9.7%	88,632	17.7%	
18-59	104,115	20.7%	98,045	19.5%	202,160	40.3%	
60 and above	6,900	1.4%	5,814	1.2%	12,714	2.5%	
Total	246,747	49.2%	255,252	50.8%	501,999		



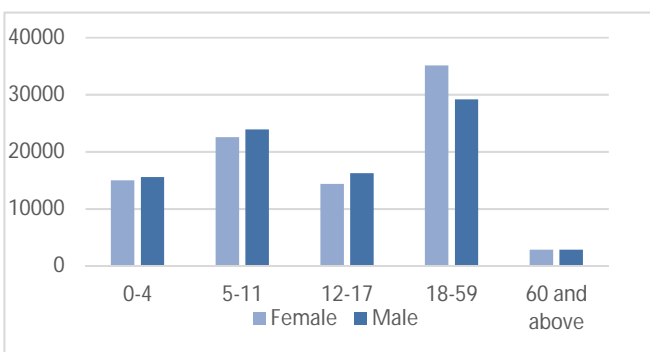
Nairobi	Age Group	Sex				Total	
		Female		Male			
		#	%	#	%	#	%
		0-4	2,311	3.7%	2,587	4.1%	4,898
5-11	4,689	7.4%	4,902	7.7%	9,591	15.2%	
12-17	4,488	7.1%	4,389	6.9%	8,877	14.0%	
18-59	19,268	30.4%	18,944	29.9%	38,212	60.4%	
60 and above	1,013	1.6%	687	1.1%	1,700	2.7%	
Total	31,769	50.2%	31,509	49.8%	63,278		



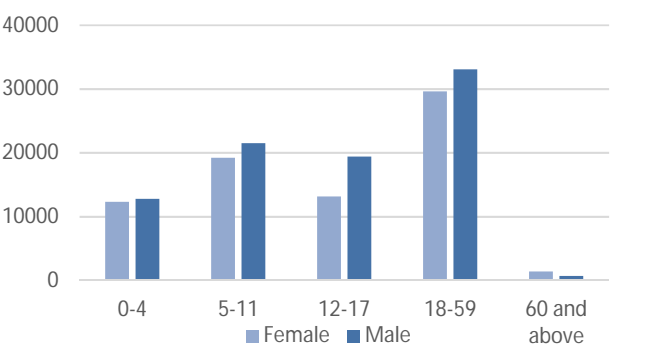
Alinjurgur	Age Group	Sex				Total	
		Female		Male			
		#	%	#	%	#	%
		0-4	7,720	7.9%	8,249	8.4%	15,969
5-11	12,163	12.4%	12,962	13.3%	25,125	25.7%	
12-17	7,758	7.9%	8,821	9.0%	16,579	17.0%	
18-59	20,084	20.5%	16,836	17.2%	36,920	37.8%	
60 and above	1,623	1.7%	1,566	1.6%	3,189	3.3%	
Total	49,348	50.5%	48,434	49.5%	97,782		



Dadaab	Age Group	Sex				Total	
		Female		Male			
		#	%	#	%	#	%
		0-4	14,991	8.4%	15,598	8.8%	30,589
5-11	22,569	12.7%	23,930	13.5%	46,499	26.2%	
12-17	14,379	8.1%	16,246	9.1%	30,625	17.2%	
18-59	35,128	19.8%	29,190	16.4%	64,318	36.2%	
60 and above	2,860	1.6%	2,856	1.6%	5,716	3.2%	
Total	89,927	50.6%	87,820	49.4%	177,747		



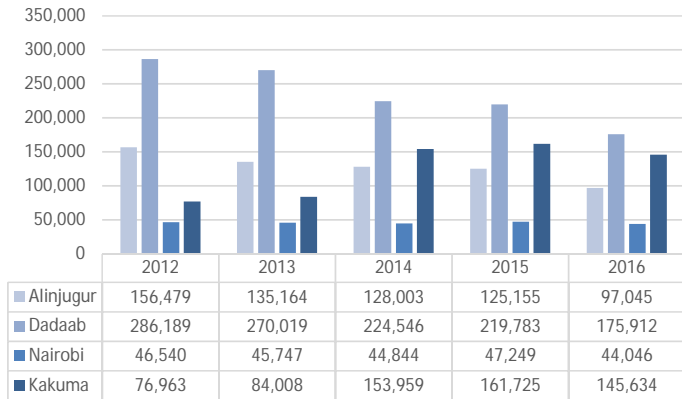
Kakuma	Age Group	Sex				Total	
		Female		Male			
		#	%	#	%	#	%
		0-4	12,329	7.6%	12,795	7.8%	25,124
5-11	19,201	11.8%	21,497	13.2%	40,698	24.9%	
12-17	13,134	8.0%	19,417	11.9%	32,551	19.9%	
18-59	29,635	18.2%	33,075	20.3%	62,710	38.4%	
60 and above	1,404	0.9%	705	0.4%	2,109	1.3%	
Total	75,703	46.4%	87,489	53.6%	163,192		



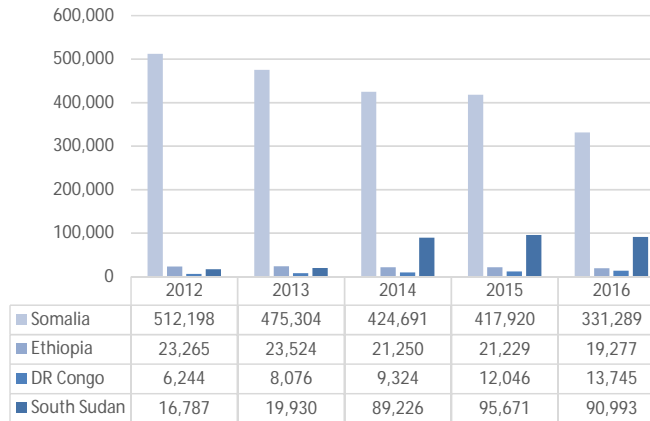
REFUGEES IN KENYA BY COUNTRY OF ORIGIN AND LOCATION

Country of Origin	2012					2013					2014					2015					2016				
	Alinjugur	Dadaab	Kakuma	Nairobi	Total	Alinjugur	Dadaab	Kakuma	Nairobi	Total	Alinjugur	Dadaab	Kakuma	Nairobi	Total	Alinjugur	Dadaab	Kakuma	Nairobi	Total	Alinjugur	Dadaab	Kakuma	Nairobi	Total
Somalia	153,703	274,935	50,314	33,246	512,198	132,441	258,485	52,131	32,247	475,304	125,429	213,367	54,746	31,149	424,691	122,499	208,652	54,825	31,944	417,920	94,893	166,216	41,321	28,859	331,289
Ethiopia	2,770	10,434	4,169	5,892	23,265	2,715	10,623	4,401	5,785	23,524	2,566	9,627	3,412	5,645	21,250	2,580	9,499	3,448	5,702	21,229	2,097	8,269	3,405	5,506	19,277
Sudan	0	14	2,869	274	3,157	0	21	3,651	235	3,907	0	63	3,141	177	3,381	0	65	3,217	137	3,419	1	57	2,843	113	3,014
DR Congo	0	100	1,870	4,274	6,244	2	129	2,824	5,121	8,076	2	146	3,669	5,507	9,324	32	170	5,559	6,285	12,046	29	133	7,327	6,256	13,745
Rwanda	0	16	344	988	1,348	0	14	360	557	931	0	11	273	541	825	0	9	271	533	813	0	7	236	490	733
Eritrea	0	44	68	1,324	1,436	0	29	61	1,342	1,432	0	20	61	1,252	1,333	0	15	69	1,145	1,229	0	8	54	1,069	1,131
Burundi	0	42	644	357	1,043	0	15	868	284	1,167	0	15	351	291	657	7	41	481	319	848	3	81	1,259	337	1,680
South Sudan	2	527	16,225	33	16,787	1	647	19,235	47	19,930	1	1,243	87,886	96	89,226	32	1,271	93,410	958	95,671	13	1,079	88,745	1,156	90,993
Uganda	4	69	453	84	610	3	53	468	78	602	3	50	402	136	591	3	58	414	162	637	6	62	413	192	673
Other	0	8	7	68	83	2	3	9	51	65	2	4	18	50	74	2	3	31	64	100	3	0	31	68	102
Total	156,479	286,189	76,963	46,540	566,171	135,164	270,019	84,008	45,747	534,938	128,003	224,546	153,959	44,844	551,352	125,155	219,783	161,725	47,249	553,912	97,045	175,912	145,634	44,046	462,637

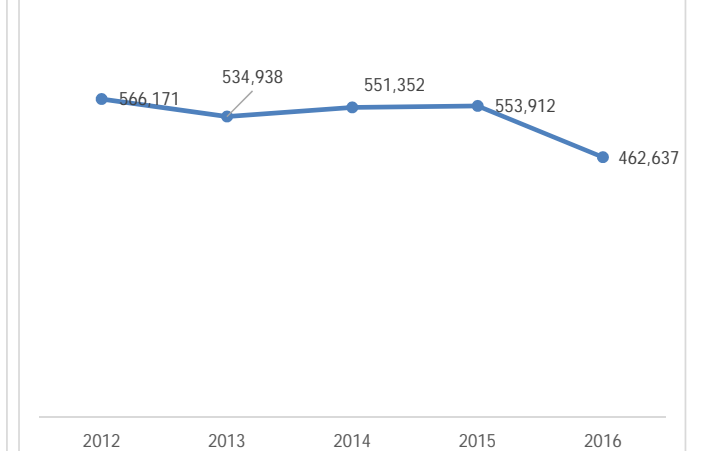
TREND BY LOCATION



TREND BY MAJOR COUNTRIES OF ORIGIN



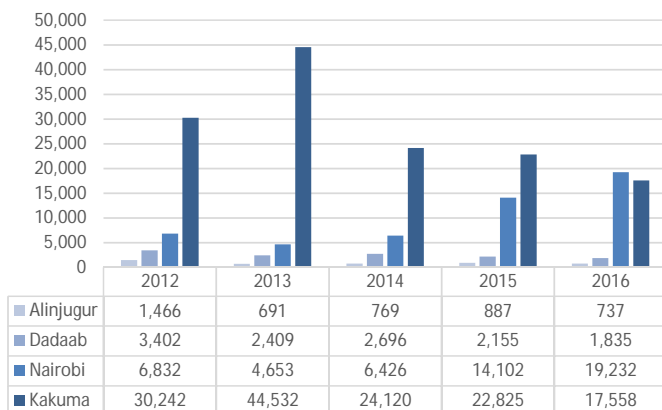
TREND SINCE 2012



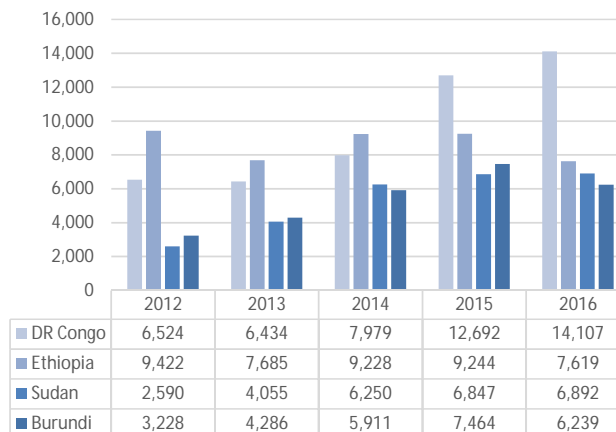
ASYLUM SEEKERS STATISTICS BY COUNTRY OF ORIGIN AND LOCATION

Country of Origin	2012					2013					2014					2015					2016				
	Alinjugur	Dadaab	Kakuma	Nairobi	Total	Alinjugur	Dadaab	Kakuma	Nairobi	Total	Alinjugur	Dadaab	Kakuma	Nairobi	Total	Alinjugur	Dadaab	Kakuma	Nairobi	Total	Alinjugur	Dadaab	Kakuma	Nairobi	Total
Somalia	401	323	52	447	1,223	170	111	1,685	154	2,120	155	99	1,434	932	2,620	164	89	61	679	993	255	160	73	1,008	1,496
Ethiopia	1,065	2,891	2,205	3,261	9,422	521	2,123	2,871	2,170	7,685	610	2,262	4,360	1,996	9,228	514	1,900	4,147	2,683	9,244	425	1,581	2,414	3,199	7,619
Sudan			2,476	114	2,590			4,015	40	4,055	0	6	6,225	19	6,250	0	9	6,806	32	6,847		2	6,851	39	6,892
DR Congo	-	1	4,279	2,244	6,524			4,985	1,449	6,434	3	74	5,297	2,605	7,979	122	17	4,302	8,251	12,692	39	16	2,346	11,706	14,107
Rwanda			166	36	202		4	194	301	499	0	6	343	269	618	14	11	344	427	796	6	10	294	517	827
Eritrea			44	400	444		2	54	260	316	0	3	68	162	233	0	3	57	336	396		2	21	386	409
Burundi	-	28	3,055	145	3,228		3	4,156	127	4,286	1	140	5,634	136	5,911	63	97	6,323	981	7,464	11	36	4,649	1543	6,239
South Sudan	-	153	17,642	25	17,820		156	26,074	16	26,246	0	91	71	86	248	0	6	3	85	94		15	51	165	231
Uganda	-	6	283	112	401		3	446	70	519	0	7	636	165	808	9	9	744	508	1,270	1	10	823	501	1,335
Other			40	48	88		7	52	66	125	0	8	52	56	116	1	14	38	120	173		3	36	168	207
Total	1,466	3,402	30,242	6,832	41,942	691	2,409	44,532	4,653	52,285	769	2,696	24,120	6,426	34,011	887	2,155	22,825	14,102	39,969	737	1,835	17,558	19,232	39,362

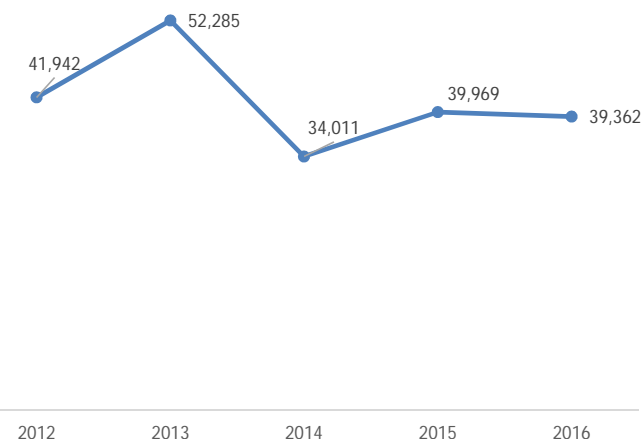
TREND BY LOCATION



TREND BY MAJOR COUNTRIES OF ORIGIN



TREND SINCE 2012



KENYA REGISTRATION TREND BY LOCATION AND COUNTRY OF ORIGIN

Total Kenya	Month	Total	AFG	ANG	BDI	BKF	CAR	COB	COD	CMR	ERT	ETH	ICO	LBR	NIG	RSA	RWA	SEN	SLE	SOM	SSD	SUD	SYR	TAN	TIB	UGA	YEM	ZIM	
	Jan	1,962	0	0	178	0	0	2	563	0	11	82	1	2	1	0	0	10	0	0	108	730	247	0	0	3	24	0	0
	Feb	2,941	0	0	166	0	0	0	902	0	25	108	0	1	0	0	0	32	0	0	254	1,264	143	0	0	0	40	6	0
	Mar	2,568	0	0	146	0	1	0	838	0	21	139	1	0	1	0	0	13	0	0	206	1,126	48	0	0	0	20	8	0
	Apr	3,998	6	0	229	0	0	2	937	0	11	194	0	0	0	0	0	15	0	0	304	2,178	82	0	1	0	36	3	0
	May	2,835	0	0	168	0	0	1	759	0	24	175	0	0	0	0	1	14	0	0	266	1,351	45	0	1	0	17	13	0
	Jun	2,405	0	0	63	0	0	1	188	0	13	89	0	0	0	0	0	15	0	0	70	1,788	102	0	0	0	74	2	0
	Jul	94	0	2	11	0	0	0	10	0	6	9	0	0	0	0	0	0	0	2	29	14	0	0	0	9	1	1	
	Aug	2,501	0	0	60	0	0	0	104	2	3	48	0	0	0	0	0	9	0	0	50	2,107	47	0	1	0	67	3	0
	Sep	1,591	0	0	89	0	0	0	175	0	2	66	0	0	0	0	0	10	0	0	64	1,089	24	0	1	0	70	1	0
	Oct	2,789	0	0	89	0	0	0	630	0	4	62	0	0	0	0	0	7	0	0	120	1,781	19	0	0	0	67	10	0
	Nov	7,298	0	0	408	0	1	25	782	0	68	569	0	0	0	0	0	36	1	0	78	5,177	44	0	0	0	61	48	0
	Dec	0																											
Total	30,982	6	2	1,607	0	2	31	5,888	2	188	1,541	2	3	2	1	161	1	2	1,549	18,605	801	0	4	3	485	95	1		

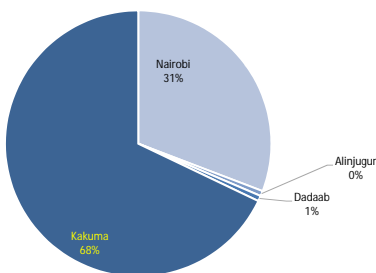
Nairobi	Month	Total	AFG	ANG	BDI	BKF	CAR	COB	COD	CMR	ERT	ETH	ICO	LBR	NIG	RSA	RWA	SEN	SLE	SOM	SSD	SUD	SYR	TAN	TIB	UGA	YEM	ZIM	
	Jan	766			90				512		10	66	1	2				7			64	5	3			3	3		
	Feb	1,203			99				816		7	85		1	1			17			125	43	1				3	6	
	Mar	1,244			114		1		769		21	131	1			1		13			127	47					11	8	
	Apr	1,353	6		125				806		11	178						14			162	28			1		19	3	
	May	1,423			143			1	692		24	158					1	10			253	113					14	13	
	Jun	309			22			1	83		13	73						13			55	39	2				6	2	
	Jul	90			11				10		6	9								2	27	14					9	1	1
	Aug	141			6				24	2	3	29						5			47	7					15	3	
	Sep	145			4				34		2	33						7			49	3	5				7	1	
	Oct	687			12				486		4	56						7			105	6					1	10	
	Nov	2,184			226		1	25	641		68	560						34	1		41	492	16				31	48	
	Dec	0																											
Total	9,545	6	0	852	0	2	27	4,873	2	169	1,378	2	3	1	1	127	1	2	1,055	797	27	0	2	3	119	95	1		

Alinjogur	Month	Total	AFG	ANG	BDI	BKF	CAR	COB	COD	CMR	ERT	ETH	ICO	LBR	NIG	RSA	RWA	SEN	SLE	SOM	SSD	SUD	SYR	TAN	TIB	UGA	YEM	ZIM	
	Jan	15	0		3								1								11								
	Feb	42			3				2												37								
	Mar	50							4			2									44								
	Apr	77							2												75								
	May	4																			4								
	Jun	0																			0								
	Jul	1																			1								
	Aug	1																			1								
	Sep	2																			2								
	Oct	0																											
	Nov	2							1				1																
	Dec	0																											
Total	194	0	0	6	0	0	0	9	0	0	4	0	0	0	0	0	0	0	0	175	0	0	0	0	0	0	0	0	

Dadaab	Month	Total	AFG	ANG	BDI	BKF	CAR	COB	COD	CMR	ERT	ETH	ICO	LBR	NIG	RSA	RWA	SEN	SLE	SOM	SSD	SUD	SYR	TAN	TIB	UGA	YEM	ZIM	
	Jan	20			1				2				2								10	4	1						
	Feb	74							2		3	5									53	11							
	Mar	29										6									23								
	Apr	58						2	2												42	10					2		
	May	2											1								1								
	Jun	1											1																
	Jul	1																			1								
	Aug	2																			2								
	Sep	13																			13								
	Oct	3																			3								
	Nov	3																			3								
	Dec	0																											
Total	206	0	0	1	0	0	4	4	0	3	15	0	0	0	0	0	0	0	0	151	25	1	0	0	0	2	0	0	

Kakuma	Month	Total	AFG	ANG	BDI	BKF	CAR	COB	COD	CMR	ERT	ETH	ICO	LBR	NIG	RSA	RWA	SEN	SLE	SOM	SSD	SUD	SYR	TAN	TIB	UGA	YEM	ZIM	
	Jan	1,161			84				51		1	13				1		3			23	721	243				21		
	Feb	1,622			64				82		15	18						15			39	1,210	142				37		
	Mar	1,245			32				65												12	1,079	48				9		
	Apr	2,510			104				127			16						1			25	2,140	82				15		
	May	1,406			25				67			16						4			8	1,238	45				3		
	Jun	2,095			41				105			15						2			15	1,749	100				68		
	Jul	2			2																								
	Aug	2,357			54				80			19						4				2,100	47		1		52		
	Sep	1,431			85				141			33						3				1,086	19		1		63		
	Oct	2,099			77				144			6									12	1,775	19				66		
	Nov	5,109			182				140			8						2			34	4,685	28				30		
	Dec	0																											
Total	21,037	0	2	748	0	0	0	1,002	0	16	144	0	0	1	0	34	0	0	168	17,783	773	0	2	0	364	0	0		

Registration Distribution by Location

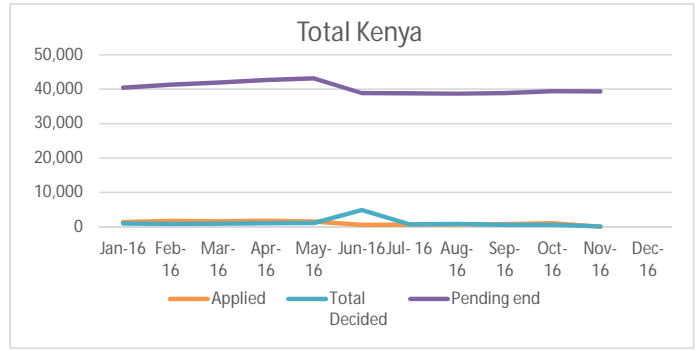


Monthly Registration Trend 2016

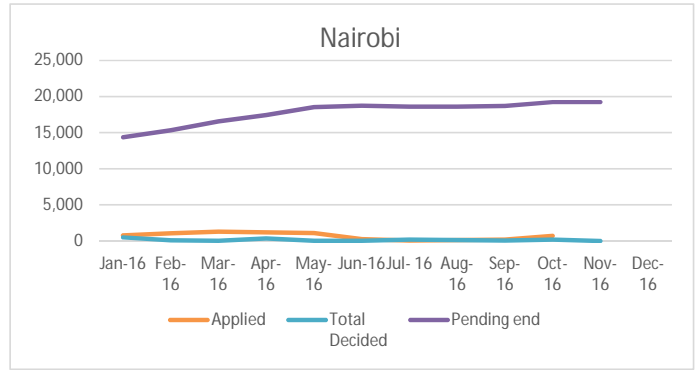


Individual Asylum Applications and Refugee Status Determination Trend

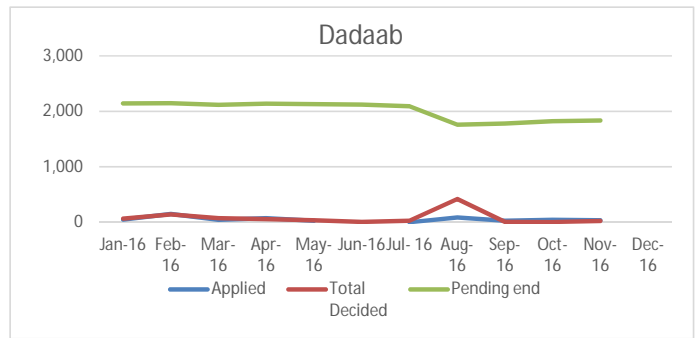
Total	Month	Pending begin	Applied	Reco-gnized	Reje-cted	Oth. Closed	Total Decided	Pending end
	Jan-16	39,969	1,407	355	3	609	967	40,409
	Feb-16	40,409	1,705	432	0	394	826	41,288
	Mar-16	41,288	1,572	774	0	160	934	41,926
	Apr-16	41,926	1,769	488	1	528	1,017	42,678
	May-16	42,678	1,543	500	0	587	1,087	43,134
	Jun-16	43,134	603	701	10	4,167	4,878	38,859
	Jul-16	38,859	613	470	0	207	677	38,795
	Aug-16	38,795	732	265	0	576	841	38,686
	Sep-16	38,686	789	573	0	12	585	38,890
	Oct-16	38,890	1,078	349	0	208	557	39,411
	Nov-16	39,411	40	0	0	127	127	39,324
	Dec-16							
Total		11,851	4,907	14	7,575	12,496		



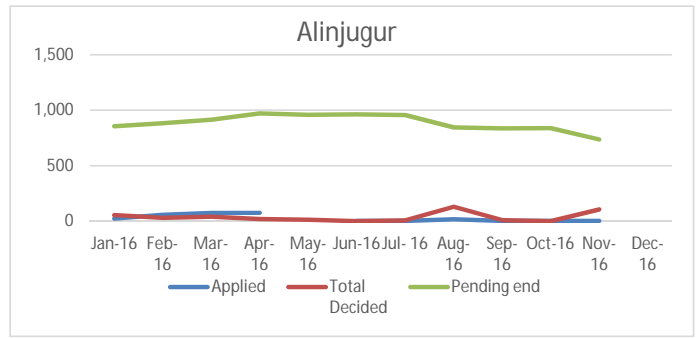
Nairobi	Month	Pending begin	Applied	Reco-gnized	Reje-cted	Oth. Closed	Total Decided	Pending end
	Jan-16	14,102	761	3	3	490	496	14,367
	Feb-16	14,367	1,062	192		-88	104	15,325
	Mar-16	15,325	1,277			21	21	16,581
	Apr-16	16,581	1,208			346	346	17,443
	May-16	17,443	1,098	1		15	16	18,525
	Jun-16	18,525	240	11		30	41	18,724
	Jul-16	18,724	61	176		8	184	18,601
	Aug-16	18,601	130	113		27	140	18,591
	Sep-16	18,591	177	47		6	53	18,715
	Oct-16	18,715	705	165		23	188	19,232
	Nov-16	19,232					0	19,232
	Dec-16							
Total		6,719	708	3	878	1,589		



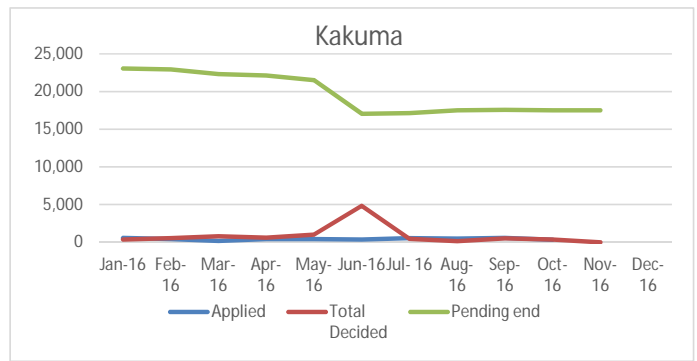
Dadaab	Month	Pending begin	Applied	Reco-gnized	Reje-cted	Oth. Closed	Total Decided	Pending end
	Jan-16	2,155	48	26		37	63	2,140
	Feb-16	2,140	148	30		112	142	2,146
	Mar-16	2,146	46	55		19	74	2,118
	Apr-16	2,118	75	19		36	55	2,138
	May-16	2,138	27	4		32	36	2,129
	Jun-16	2,129				8	8	2,121
	Jul-16	2,121	0	2	0	26	28	2,093
	Aug-16	2,093	86	1		419	420	1,759
	Sep-16	1,759	26			5	5	1,780
	Oct-16	1,780	44			4	4	1,820
	Nov-16	1,820	37			22	22	1,835
	Dec-16							
Total			537	137	0	720	857	



Alinjogur	Month	Pending begin	Applied	Reco-gnized	Reje-cted	Oth. Closed	Total Decided	Pending end
	Jan-16	887	24	38		17	55	856
	Feb-16	856	57	2		28	30	883
	Mar-16	883	73	20		21	41	915
	Apr-16	915	75	11		8	19	971
	May-16	971				12	12	959
	Jun-16	959	3				0	962
	Jul-16	962	2	0	0	7	7	957
	Aug-16	957	17	4		126	130	844
	Sep-16	844	2	8		1	9	837
	Oct-16	837	2				0	839
	Nov-16	839	3			105	105	737
	Dec-16							
Total			258	83	0	325	408	



Kakuma	Month	Pending begin	Applied	Reco-gnized	Reje-cted	Oth. Closed	Total Decided	Pending end
	Jan-16	22,825	574	288		65	353	23,046
	Feb-16	23,046	438	208		342	550	22,934
	Mar-16	22,934	176	699		99	798	22,312
	Apr-16	22,312	411	458	1	138	597	22,126
	May-16	22,126	418	495		528	1,023	21,521
	Jun-16	21,521	360	690	10	4,129	4,829	17,052
	Jul-16	17,052	550	292		166	458	17,144
	Aug-16	17,144	499	147		4	151	17,492
	Sep-16	17,492	584	518			518	17,558
	Oct-16	17,558	327	184		181	365	17,520
	Nov-16	17,520					0	17,520
	Dec-16							
Total		4,337	3,979	11	5,652	9,642		



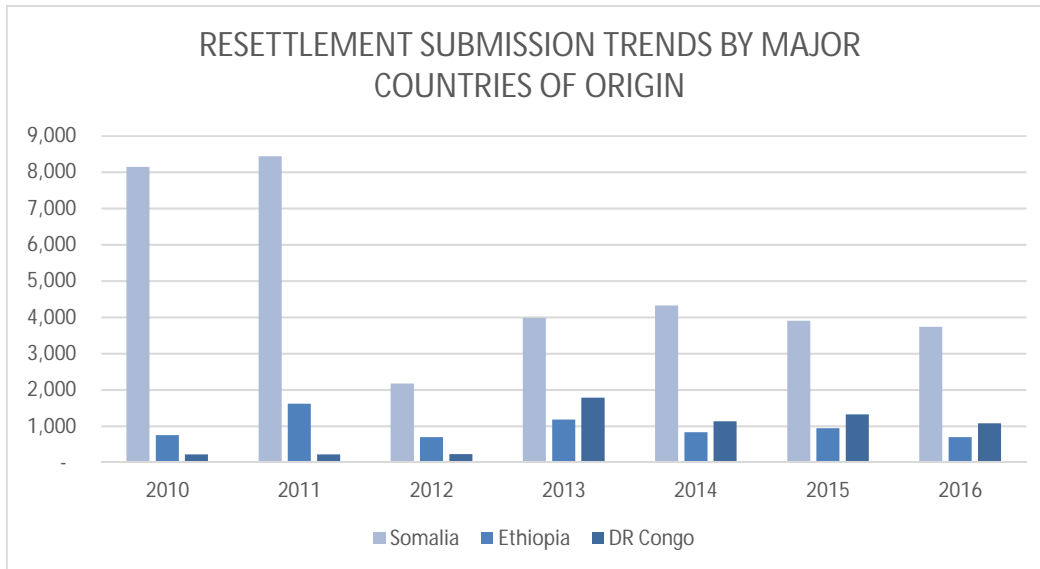
RESETTLEMENT SUBMISSION BY COUNTRY OF ORIGIN

Country of Origin	2010	2011	2012	2013	2014	2015	2016	Total
Somalia	8,143	8,439	2,170	3,985	4,325	3,909	3,739	34,710
Ethiopia	752	1,617	700	1,181	830	941	699	6,720
Sudan	602	175	30	29	158	541	104	1,639
DR Congo	223	218	230	1,783	1,132	1,326	1,080	5,992
Eritrea	67	25	20	111	73	116	47	459
Uganda	13	13	5	24	88	108	104	355
Burundi	15	17	22	58	46	121	73	352
Rwanda	45	13	24	22	31	78	26	239
South Sudan			33	214	111	420	684	1,462
Other	18	1	5	5	11	26	13	79
Total	9,878	10,518	3,239	7,412	6,805	7,586	6,569	52,007

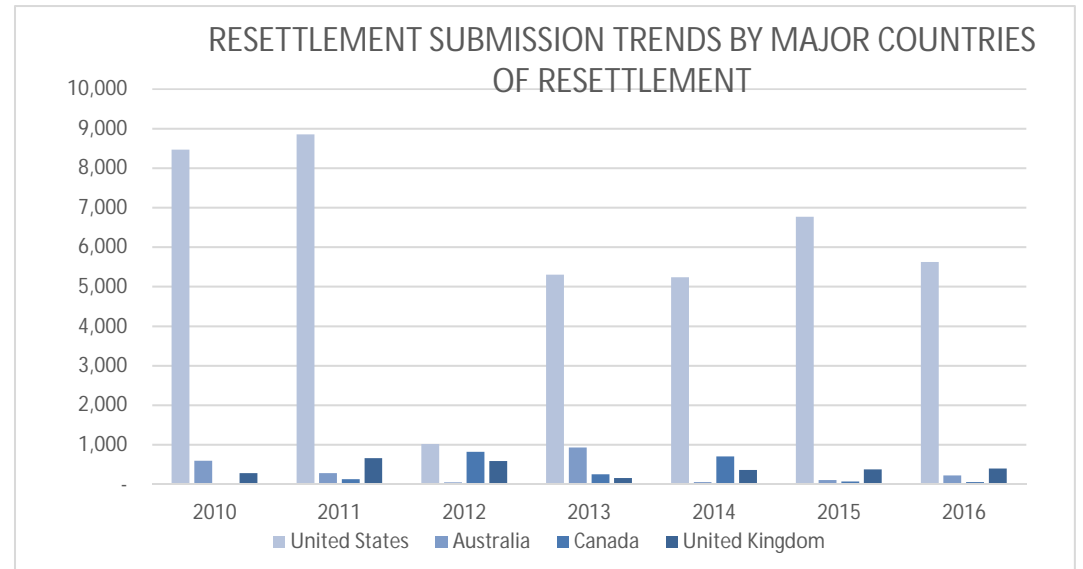
RESETTLEMENT SUBMISSION BY COUNTRY OF RESETTLEMENT

Country of Submission	2010	2011	2012	2013	2014	2015	2016	Total
United States	8,463	8,849	1,019	5,304	5,239	6,764	5,620	41,258
Australia	595	281	50	932	53	107	224	2,242
Canada	23	129	821	254	705	69	54	2,055
United Kingdom	280	657	585	155	363	378	397	2,815
Sweden	352	391	402	342	397	81	260	2,225
Netherlands	8	109	114	145	16	130		522
Denmark	132	6	14	16	14	29	6	217
Norway	16	72	218	218	12	11	5	552
France	-	-	-	29				30
Other	9	24	16	17	6	17	2	91
Total	9,878	10,518	3,239	7,412	6,805	7,586	6,569	52,007

RESETTLEMENT SUBMISSION TRENDS BY MAJOR COUNTRIES OF ORIGIN

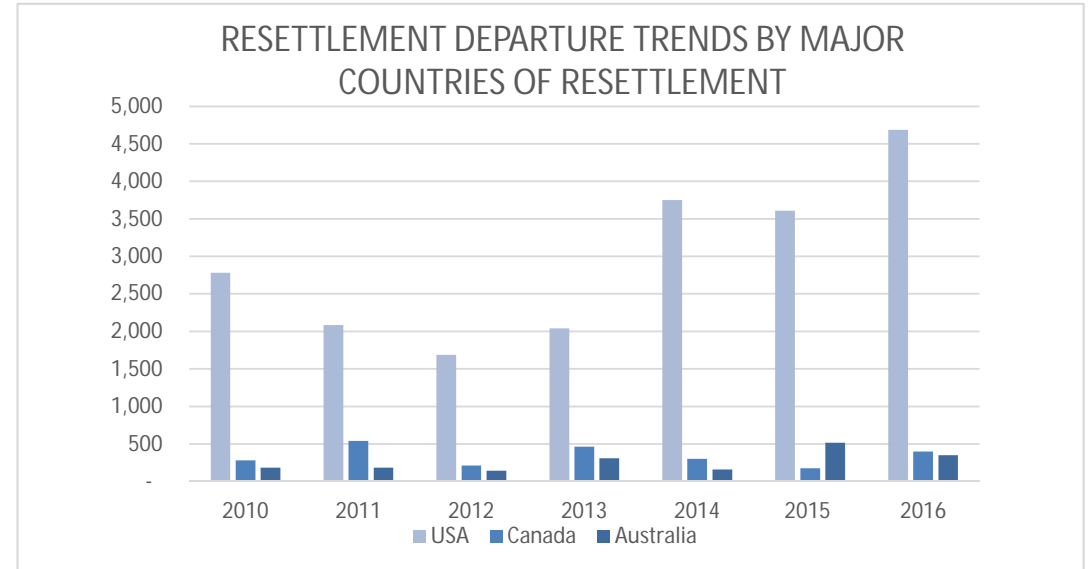
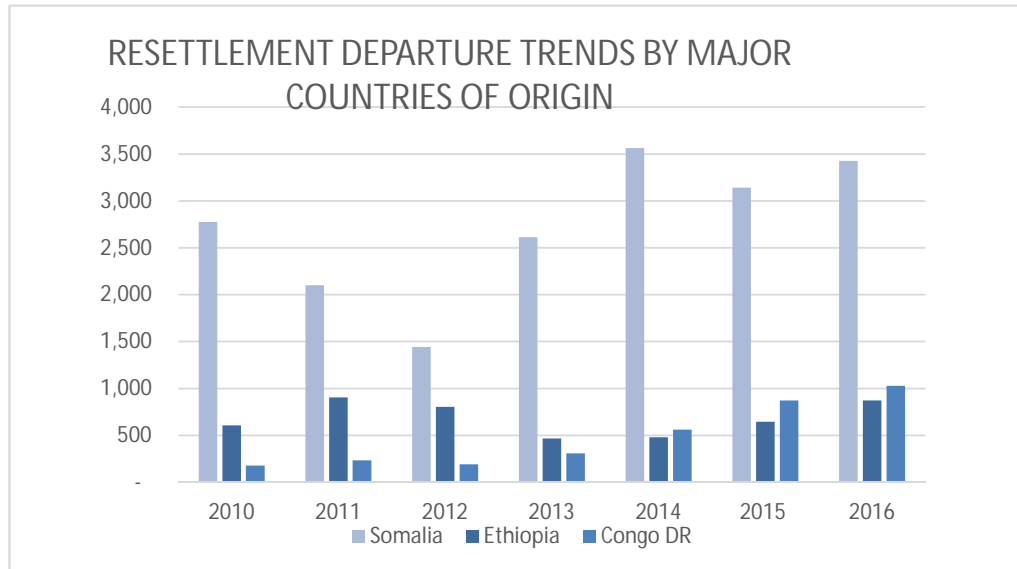


RESETTLEMENT SUBMISSION TRENDS BY MAJOR COUNTRIES OF RESETTLEMENT



RESETTLEMENT DEPARTURES BY COUNTRY OF ORIGIN								
Country of Origin	2010	2011	2012	2013	2014	2015	2016	Total
Somalia	2,776	2,102	1,442	2,612	3,562	3,142	3,427	19,063
Sudan	103	213	102	61	82	46	28	635
Ethiopia	606	906	806	469	480	645	874	4,786
Rwanda	44	35	26	26	21	28	48	228
Uganda	13	7	14	2	36	69	48	189
Congo DR	179	234	192	308	560	874	1,029	3,376
Burundi	6	35	14	13	23	30	45	166
Eritrea	39	48	25	25	57	28	70	292
SSD	-	-	35	88	92	136	184	535
Other	7	1	3	-	-	3	21	35
Total	3,773	3,581	2,659	3,604	4,913	5,001	5,774	29,305

RESETTLEMENT DEPARTURES BY COUNTRY OF RESETTLEMENT								
Country of Resettlement	2010	2011	2012	2013	2014	2015	2016	Total
USA	2,783	2,083	1,688	2,040	3,751	3,610	4,686	20,641
Canada	280	541	213	464	302	174	399	2,373
Australia	183	182	141	311	160	514	351	1,842
Sweden	327	329	88	331	229	341	154	1,799
United Kingdom	199	208	460	260	279	308	105	1,819
Netherlands	-	81	29	-	87	2	70	269
Norway	-	58	18	159	78	32	3	348
New Zealand	-	10	-	4	-	-	-	14
Denmark	-	-	10	22	7	7	4	50
Other	1	89	12	13	20	13	2	150
Total	3,773	3,581	2,659	3,604	4,913	5,001	5,774	29,305



**VOLUNTARY REPATRIATION FROM KENYA
BY COUNTRY OF ORIGIN**

Country of Origin	Year									
	2008	2009	2010	2011	2012	2013	2014	2015	2016	Total
Sudan	9,876	665	64	28						10,633
Burundi	6	2	1		4					13
Rwanda	-	1	2	2	1					6
Mozambique	-	-	5							5
Somalia	-	-	6	69	4		485	6,097	30,533	37,194
Congo	-	-	3	2	7	3				15
Ethiopia	1	-	-							1
Uganda	1	-	-	4	1					6
Other	-	-	2	6					6	14
Total	9,884	668	83	111	17	3	485	6,097	30,539	47,887

VolRepTrend

