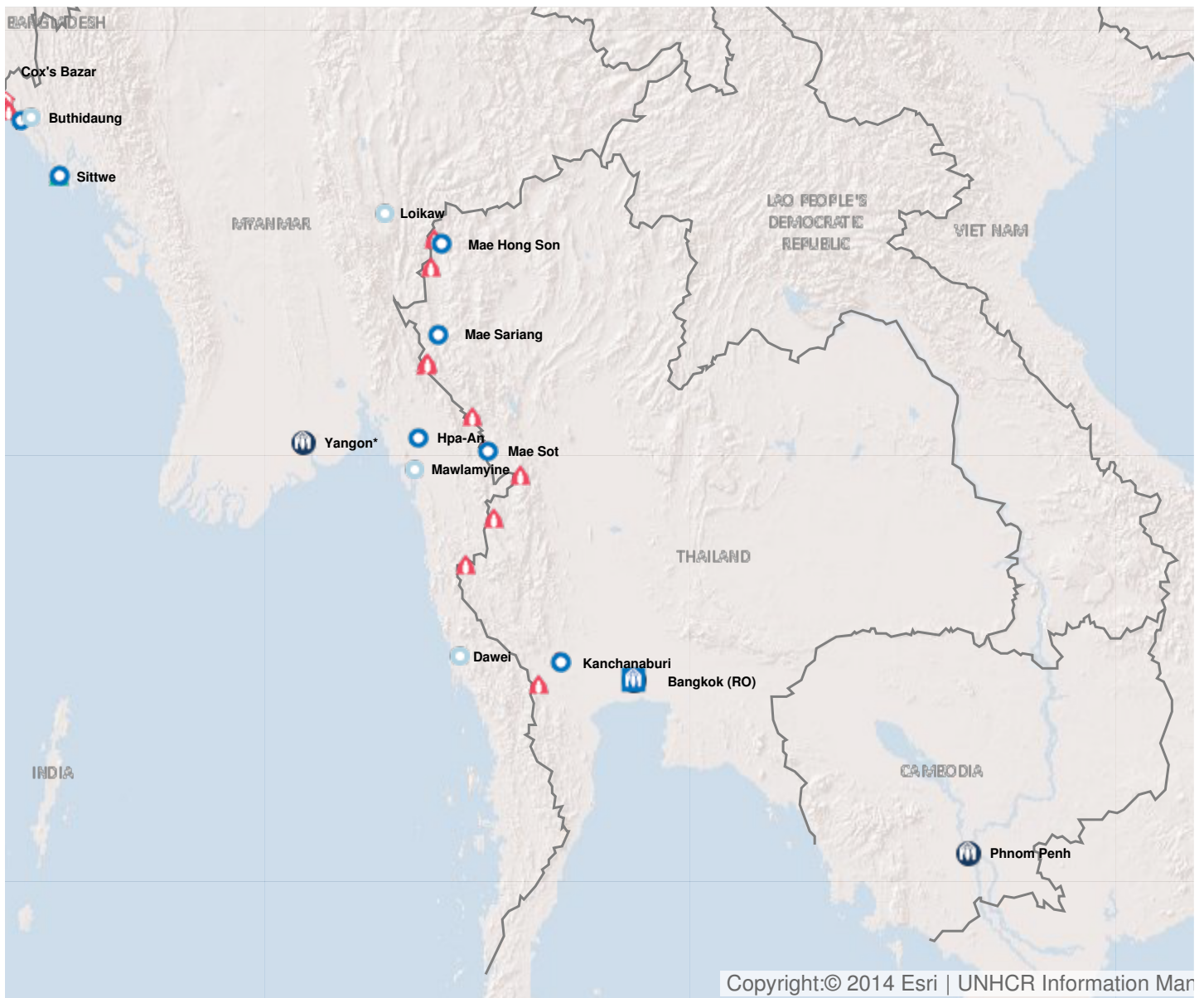


2017 Planning summary

Downloaded on 2/12/2016

Operation: Thailand

Location

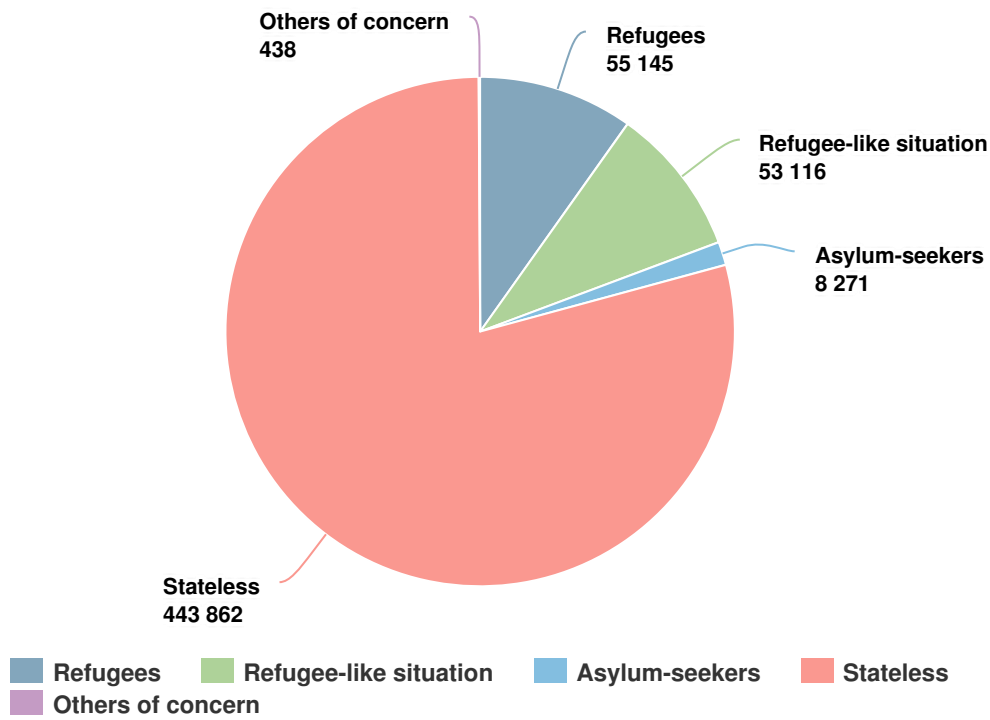


Latest update of camps and office locations **21 Nov 2016**. By clicking on the icons on the map, additional information is displayed.

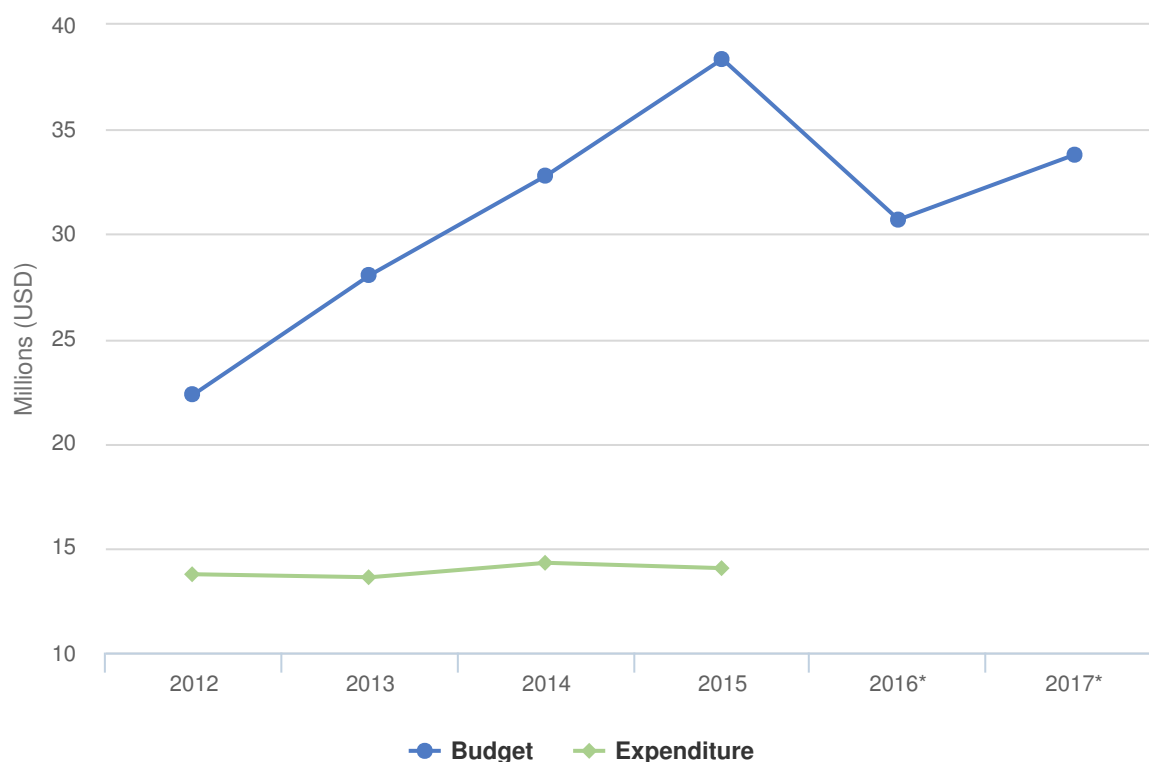
People of Concern

DECREASE IN
13% 2015

2015	560,832
2014	644,761
2013	647,624



Budgets and Expenditure for Thailand



Working environment

The political situation in Thailand will remain transitional, with a recent approval of a new constitution and further integration into the Association of South-East Asian Nations (ASEAN).

Key priorities

In the absence of a formal national asylum framework, UNHCR will continue to undertake refugee status determination for urban refugees. Promoting the establishment of a government policy framework related to the protection of persons of concern to UNHCR and alternatives to detention will remain a priority.

It is anticipated that further progress in the peace process and political reforms in Myanmar will increase opportunities for the return of refugees from Myanmar residing in nine camps along the border. While conditions are not yet fully conducive to promoting large-scale repatriation, UNHCR will facilitate voluntary returns if safety and dignity can be assured. Maintaining adequate resources to ensure that the most vulnerable are able to access repatriation support and services in all camps will be critical.

In the context of mixed maritime movements in the Bay of Bengal, UNHCR will maintain an emergency response presence in the south of Thailand for the protection of Rohingya people of concern to the Office.

In 2017, UNHCR will also continue to scale up support in line with the Government's efforts to address existing cases of statelessness and mitigate risks of statelessness in Thailand.

2017 Revised Budget for Thailand | USD

The following table presents the revised budget for this operation broken down at the objective level. Resource allocation at the objective level is subject to change during the course of the year as the operational situation evolves and priorities shift.

	Pillar 1 Refugee programme	Pillar 2 Stateless programme	Total
Favourable Protection Environment			
Law and policy	0	215,576	215,576
Legal remedies and legal assistance	102,822	0	102,822
Access to territory	200,571	0	200,571
Subtotal	303,393	215,576	518,969
Fair Protection Processes and Documentation			
Registration and profiling	325,954	0	325,954
Status determination	1,509,677	0	1,509,677
Civil status documentation	453,026	0	453,026
Subtotal	2,288,656	0	2,288,656
Security from Violence and Exploitation			
Protection from crime	170,954	0	170,954
Protection from effects armed conflict	405,954	0	405,954
SGBV prevention and response	205,954	0	205,954
Non-arbitrary detention	596,623	0	596,623
Child protection	1,555,636	0	1,555,636
Subtotal	2,935,120	0	2,935,120
Basic Needs and Essential Services			
Health	1,636,921	0	1,636,921
Reproductive health and HIV/ Aids response	270,031	0	270,031
Shelter and infrastructure	976,156	0	976,156
Basic and domestic and hygiene Items	746,239	0	746,239
Services for persons with specific needs	1,975,255	0	1,975,255
Education	1,074,424	0	1,074,424
Subtotal	6,679,027	0	6,679,027
Community Empowerment and Self Reliance			
Natural resources and shared environment	727,973	0	727,973
Self-reliance and livelihoods	427,973	0	427,973
Subtotal	1,155,945	0	1,155,945
Durable Solutions			

	Pillar 1 Refugee programme	Pillar 2 Stateless programme	Total
Solutions strategy	519,347	0	519,347
Voluntary return	14,517,754	0	14,517,754
Resettlement	826,419	0	826,419
Greater reduction of statelessness	0	716,076	716,076
Subtotal	15,863,520	716,076	16,579,596
Leadership, Coordination and Partnerships			
Coordination and partnerships	603,229	87,788	691,017
Emergency management	145,954	0	145,954
Donor relations	381,276	77,788	459,064
Subtotal	1,130,458	165,576	1,296,034
Logistics and Operations Support			
Supply chain and logistics	141,954	0	141,954
Operations management, coordination and support	2,119,500	77,288	2,196,788
Subtotal	2,261,454	77,288	2,338,742
2017 Revised Budget	32,617,574	1,174,516	33,792,090