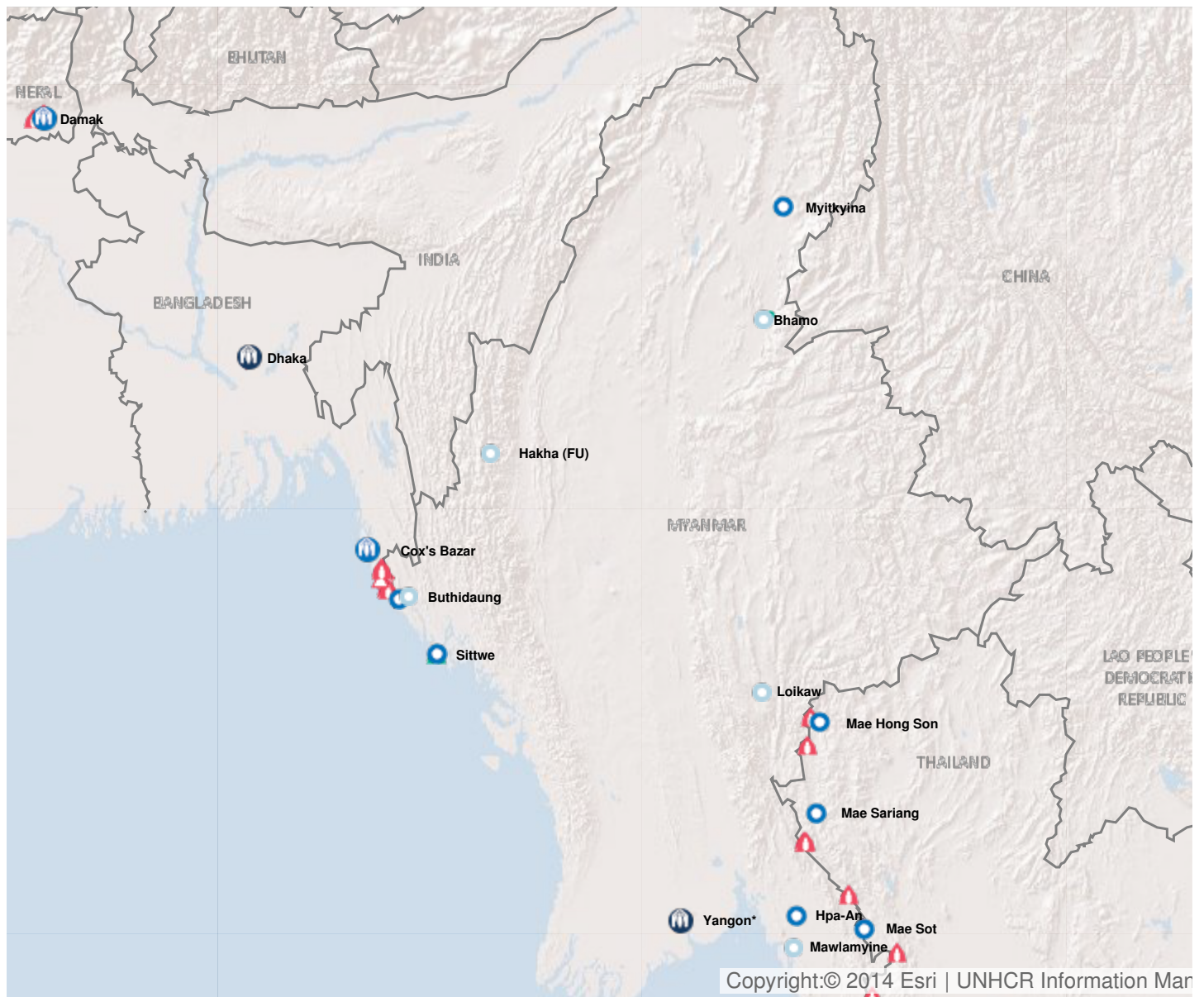


Operation: Myanmar

Location

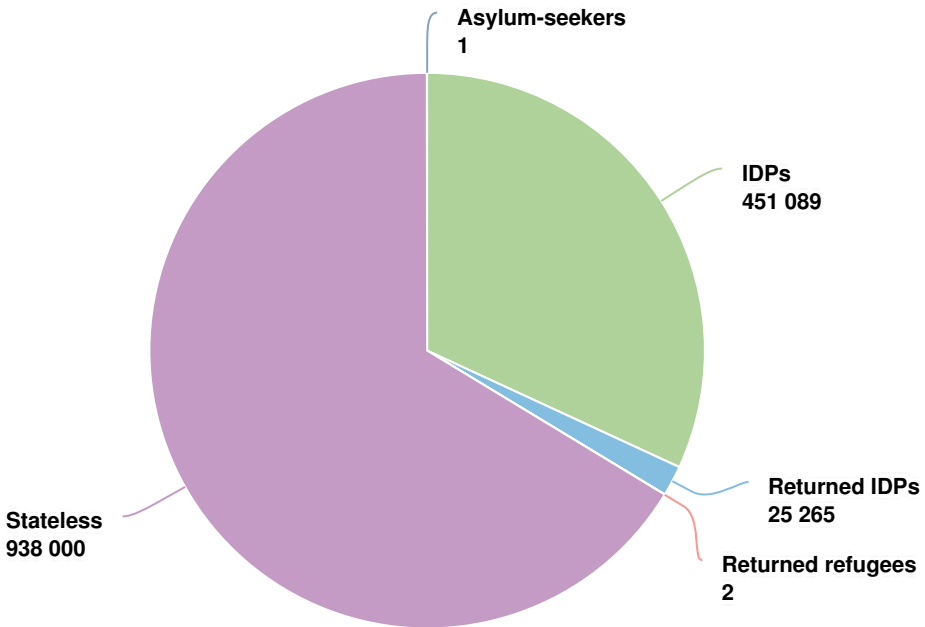


Latest update of camps and office locations **21 Nov 2016**. By clicking on the icons on the map, additional information is displayed.

People of Concern

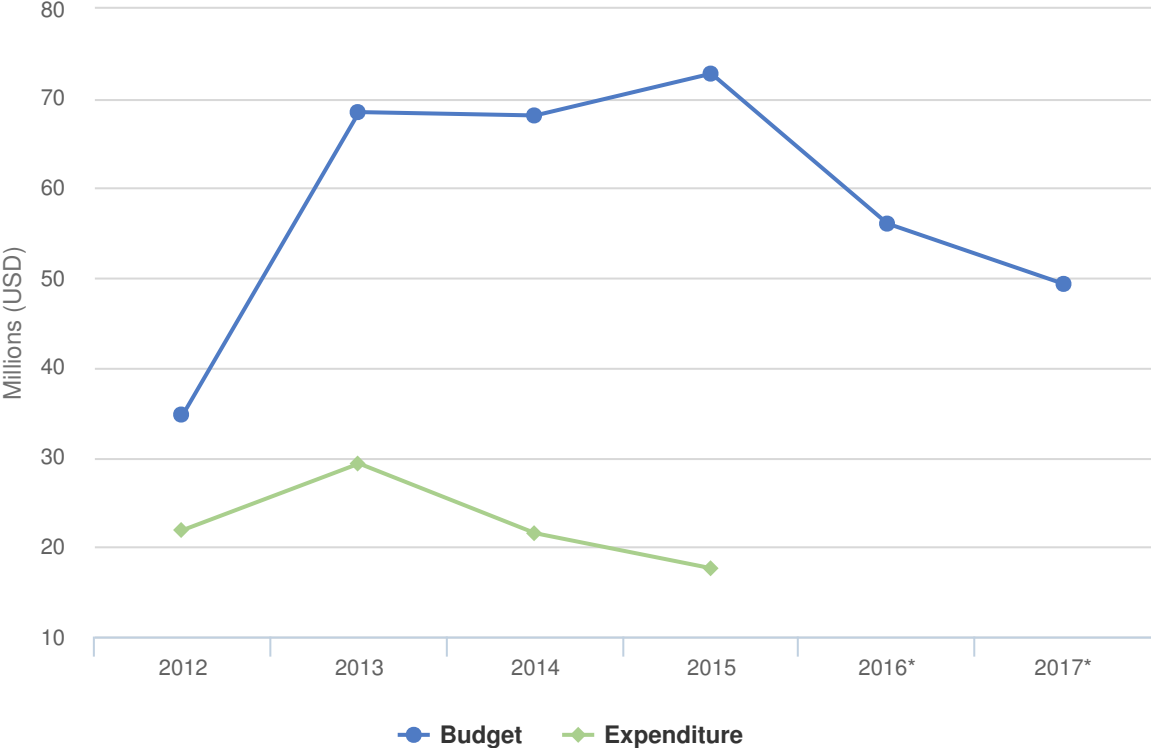
INCREASE IN
19% **2015**

2015	1,414,357
2014	1,186,501
2013	1,212,392



■ Asylum-seekers ■ IDPs ■ Returned IDPs ■ Returned refugees ■ Stateless

Budgets and Expenditure for Myanmar



Working environment

Myanmar will continue to be characterized by a combination of statelessness and protracted internal displacement, while being the country of origin for the majority of refugees in the South-East Asia region.

Myanmar has recently experienced significant changes in its political landscape with the conclusion of the nationwide ceasefire agreement (NCA) in October 2015 and the formation of a new government led by the National League for Democracy (NLD) in April 2016. With political dialogue and the peace process being the first priorities for the new Government, it is anticipated that these developments will offer new opportunities for UNHCR to engage the Government on durable solutions for internally displaced people (IDPs) and refugees from Myanmar in Thailand, as well as to advocate improved rights for the stateless population. Nonetheless, restrictions on the freedom of movement of the stateless population and IDPs in Rakhine, as well as sporadic armed clashes in the north-eastern part of the country, are likely to continue.

Key priorities

In 2017 UNHCR will focus on:

- building the capacity of and providing technical support to the Government to address statelessness in Rakhine and elsewhere in the country;
- monitoring the protection environment to support evidence-based advocacy interventions to address the main protection risks faced by UNHCR's persons of concerns throughout Myanmar;
- supporting the Government in identifying and implementing durable solutions in Rakhine State, Kachin State and northern Shan State and in facilitating reintegration of refugee returnees in south-east Myanmar;
- responding to humanitarian needs in IDP camps through the provision of shelter, non-food item and camp management and coordination services as well as through protection interventions; and
- leadership of the protection sector and the combined leadership of Shelter/NFI and Camp Coordination and Camp Management clusters.

2017 Revised Budget for Myanmar | USD

The following table presents the revised budget for this operation broken down at the objective level. Resource allocation at the objective level is subject to change during the course of the year as the operational situation evolves and priorities shift.

	Pillar 1 Refugee programme	Pillar 2 Stateless programme	Pillar 4 IDP projects	Total
Favourable Protection Environment				
Law and policy	510,821	521,249	843,083	1,875,153
Legal remedies and legal assistance	0	125,196	119,945	245,141
Public attitudes towards persons of concern	0	121,391	94,505	215,896
Subtotal	510,821	767,836	1,057,533	2,336,190
Fair Protection Processes and Documentation				
Identification of statelessness	0	219,196	0	219,196
Registration and profiling	0	0	136,505	136,505
Individual documentation	0	0	182,945	182,945
Civil status documentation	2,283,940	358,587	0	2,642,527
Subtotal	2,283,940	577,782	319,450	3,181,172
Security from Violence and Exploitation				
Protection from effects armed conflict	623,940	0	353,922	977,862
SGBV prevention and response	226,440	94,391	216,459	537,291
Subtotal	850,381	94,391	570,381	1,515,153
Basic Needs and Essential Services				
Shelter and infrastructure	2,233,940	0	12,918,428	15,152,368
Basic and domestic and hygiene Items	593,662	515,914	2,352,495	3,462,071
Services for persons with specific needs	0	121,391	322,175	443,566
Subtotal	2,827,602	637,305	15,593,098	19,058,006
Community Empowerment and Self Reliance				
Community mobilization	1,447,881	0	290,450	1,738,331
Co-existence with local communities	1,523,940	289,544	597,133	2,410,618
Self-reliance and livelihoods	0	311,240	0	311,240
Subtotal	2,971,821	600,784	887,583	4,460,188
Durable Solutions				
Voluntary return	5,919,795	0	1,913,450	7,833,245
Reintegration	4,665,761	0	0	4,665,761
Subtotal	10,585,556	0	1,913,450	12,499,006

	Pillar 1 Refugee programme	Pillar 2 Stateless programme	Pillar 4 IDP projects	Total
Leadership, Coordination and Partnerships				
Coordination and partnerships	1,031,543	0	245,316	1,276,859
Camp management and coordination	0	0	1,459,299	1,459,299
Subtotal	1,031,543	0	1,704,615	2,736,157
Logistics and Operations Support				
Supply chain and logistics	233,940	390,891	458,402	1,083,234
Operations management, coordination and support	986,881	299,728	1,170,960	2,457,569
Subtotal	1,220,821	690,619	1,629,363	3,540,803
2017 Revised Budget	22,282,485	3,368,718	23,675,472	49,326,676