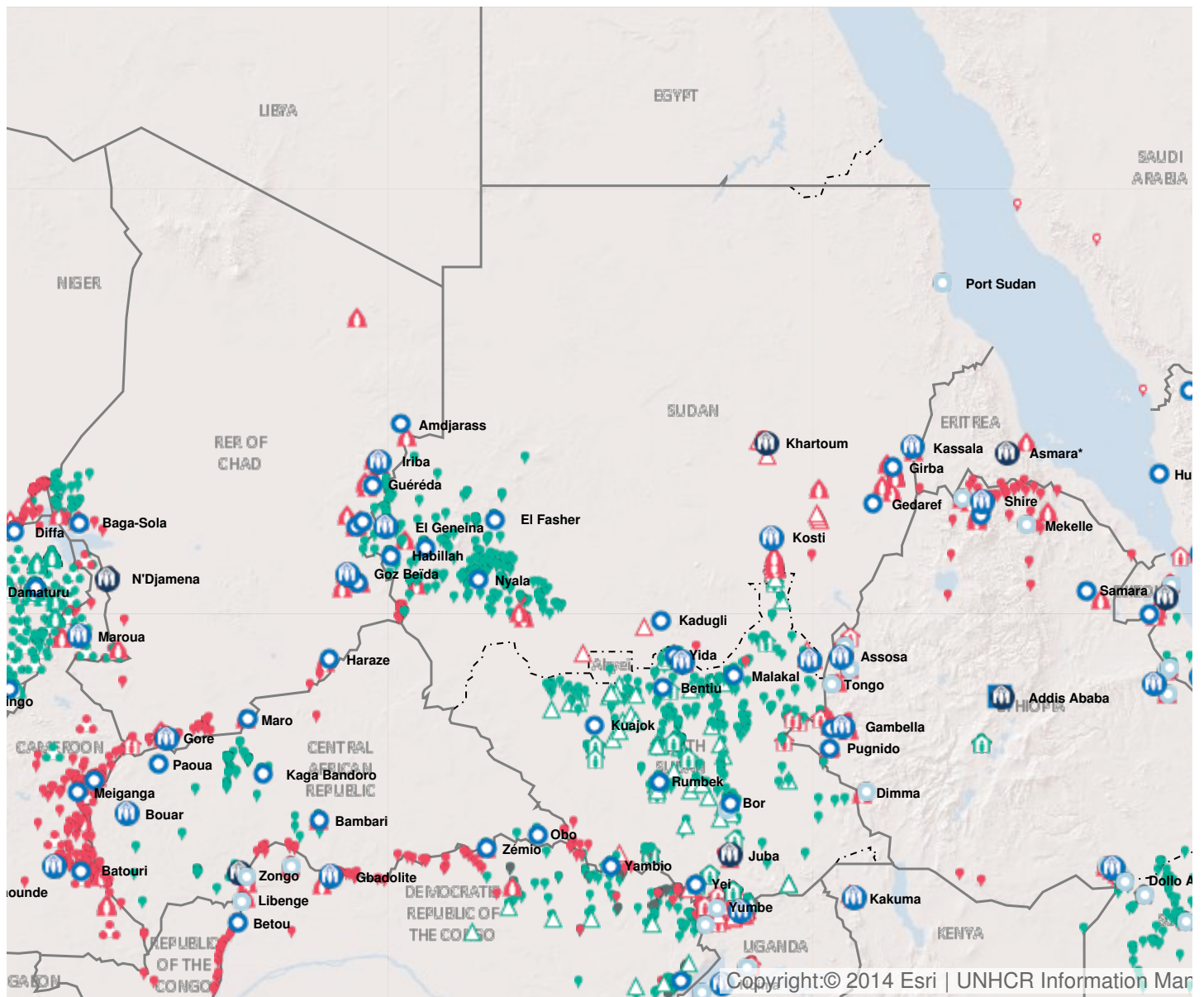


## Operation: Sudan

### Location

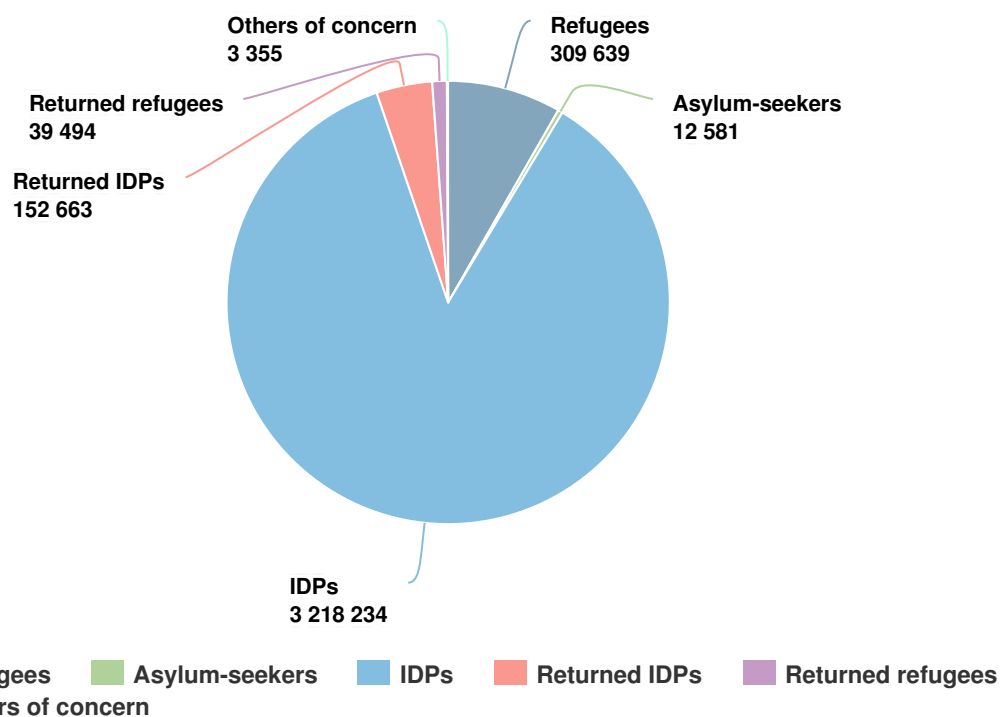


Latest update of camps and office locations **21 Nov 2016**. By clicking on the icons on the map, additional information is displayed.

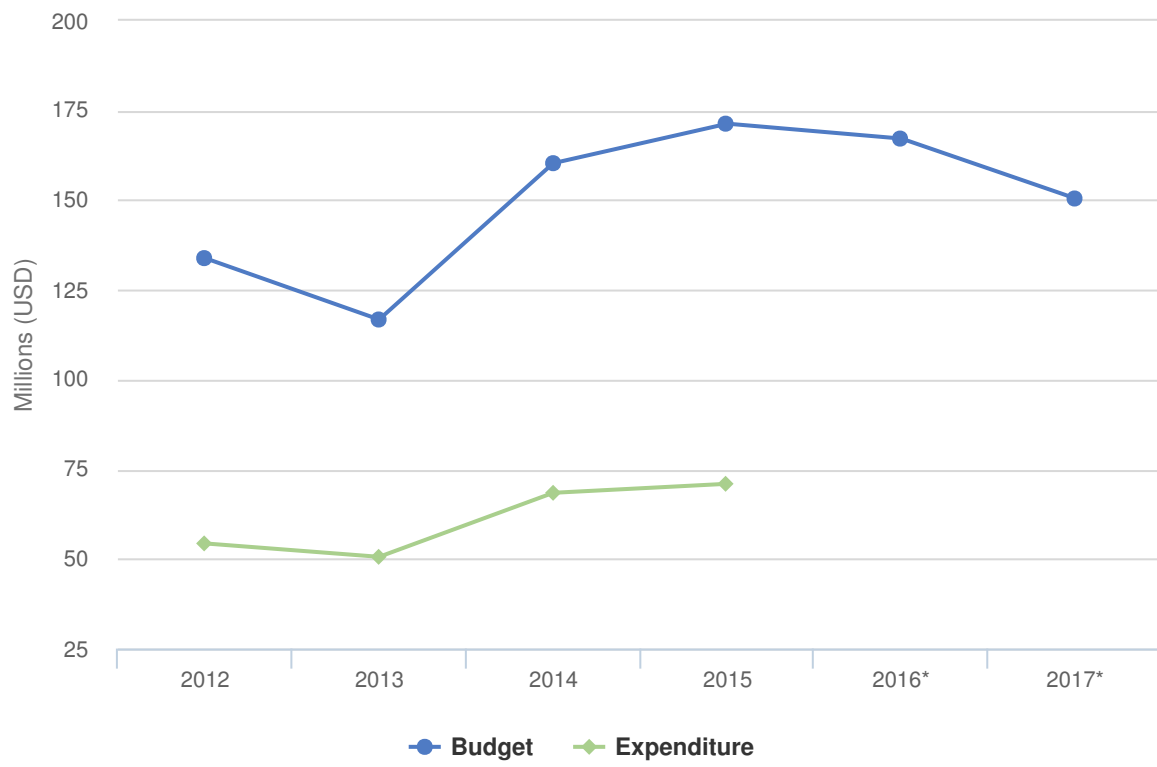
# People of Concern

## INCREASE IN 50% 2015

<b>2015</b>	3,735,966
<b>2014</b>	2,498,776
<b>2013</b>	2,083,649



# Budgets and Expenditure for Sudan



## Working environment

The operational environment in Sudan remains challenging. Sudan is a source, transit and destination country for asylum-seekers, refugees and migrants travelling along the eastern African migratory route to North Africa and thereafter to Europe. Ongoing internal conflict in the peripheral regions of the country remains of significant concern. The continued economic deterioration in Sudan also negatively impacts the already vulnerable refugee population, which has limited access to formal employment. In addition to the large South Sudanese refugee population already in the country, the renewed conflict in Juba in July 2016 also triggered further refugee flows to Sudan.

The Government of Sudan has an “open door” policy for asylum-seekers, providing land for the establishment of refugee camps and allowing refugees to access host community services such as education, health and water facilities. In addition, the Government has allocated land for the establishment of reception centres for new arrivals in the East, as well as in White Nile and Darfur.

## Key priorities

Life-saving protection and assistance services which will be strengthened and prioritized in 2017 include:

- improved access, reception, registration and documentation;
- camp management and coordination; and
- basic services including shelter, health, nutrition, water and sanitation, and primary education.

In addition, UNHCR will work to consolidate gains made in 2016 in terms of key strategic objectives, including continuation of the “Strategy to Address Human Trafficking, Kidnappings and Smuggling of Persons in Sudan – Strengthening Alternatives to Onward Movements (2015-17)” jointly developed by UNHCR Sudan, IOM, UNODC, UNICEF and UNFPA and the renewed self-reliance programme that aims at enhanced economic self-reliance, reduction of aid dependency and promotion of sustainable co-existence between the refugees and host communities

In the event of a funding shortfall, the ability of the Office to maintain existing services and assistance for people of concern will be impacted. Maintenance and rehabilitation of facilities and sanitation and waste management services in the refugee camps will be significantly affected. Inadequate funding will have dire consequences on the overall protection and well-being of refugees both in camps and in the ‘open areas’ as well as that of IDPs. Funding shortfalls may also result in refugees relying on negative coping strategies, including irregular onward movements to Europe in search of better opportunities.

# 2017 Revised Budget for Sudan | USD

The following table presents the revised budget for this operation broken down at the objective level. Resource allocation at the objective level is subject to change during the course of the year as the operational situation evolves and priorities shift.

	Pillar 1 Refugee programme	Pillar 2 Stateless programme	Pillar 3 Reintegration projects	Pillar 4 IDP projects	Total
<b>Favourable Protection Environment</b>					
Law and policy	173,642	620,164	0	140,597	934,403
Legal remedies and legal assistance	1,139,705	645,164	0	0	1,784,869
Access to territory	281,537	0	0	0	281,537
<b>Subtotal</b>	<b>1,594,884</b>	<b>1,265,329</b>	<b>0</b>	<b>140,597</b>	<b>3,000,809</b>
<b>Fair Protection Processes and Documentation</b>					
Reception conditions	3,757,953	0	0	1,699,465	5,457,418
Registration and profiling	3,906,112	0	0	0	3,906,112
Status determination	2,797,172	0	0	0	2,797,172
Individual documentation	589,910	424,164	0	0	1,014,074
Civil status documentation	2,607,515	400,164	0	0	3,007,679
Family re-unification	698,099	0	0	0	698,099
<b>Subtotal</b>	<b>14,356,760</b>	<b>824,329</b>	<b>0</b>	<b>1,699,465</b>	<b>16,880,554</b>
<b>Security from Violence and Exploitation</b>					
Protection from crime	1,830,848	0	0	0	1,830,848
Protection from effects armed conflict	0	0	0	150,597	150,597
SGBV prevention and response	2,628,477	0	0	501,801	3,130,279
Non-arbitrary detention	185,636	0	0	0	185,636
Child protection	5,415,767	0	0	10,602	5,426,369
<b>Subtotal</b>	<b>10,060,728</b>	<b>0</b>	<b>0</b>	<b>663,000</b>	<b>10,723,728</b>
<b>Basic Needs and Essential Services</b>					
Health	14,768,469	0	1,400,000	0	16,168,469
Reproductive health and HIV/ Aids response	1,450,113	0	0	0	1,450,113
Nutrition	2,546,178	0	0	0	2,546,178
Water	3,628,571	0	1,820,000	0	5,448,571
Sanitation and hygiene	3,245,740	0	0	0	3,245,740
Shelter and infrastructure	7,533,143	0	0	7,510,602	15,043,745

	Pillar 1 Refugee programme	Pillar 2 Stateless programme	Pillar 3 Reintegration projects	Pillar 4 IDP projects	Total
Energy	3,168,307	0	0	0	3,168,307
Basic and domestic and hygiene Items	9,016,053	0	3,066,047	3,621,205	15,703,304
Services for persons with specific needs	2,229,474	0	0	5,648,557	7,878,031
Education	10,017,012	0	0	0	10,017,012
<b>Subtotal</b>	<b>57,603,061</b>	<b>0</b>	<b>6,286,047</b>	<b>16,780,363</b>	<b>80,669,471</b>
<b>Community Empowerment and Self Reliance</b>					
Community mobilization	636,451	300,164	0	1,133,513	2,070,128
Co-existence with local communities	2,059,201	0	0	1,031,079	3,090,279
Natural resources and shared environment	1,941,387	0	0	0	1,941,387
Self-reliance and livelihoods	16,709,451	0	0	31,807	16,741,258
<b>Subtotal</b>	<b>21,346,490</b>	<b>300,164</b>	<b>0</b>	<b>2,196,398</b>	<b>23,843,053</b>
<b>Durable Solutions</b>					
Solutions strategy	0	0	0	589,113	589,113
Voluntary return	496,077	0	0	42,409	538,486
Reintegration	0	0	27,400	21,205	48,605
Integration	0	0	0	21,205	21,205
Resettlement	2,038,456	0	0	0	2,038,456
<b>Subtotal</b>	<b>2,534,533</b>	<b>0</b>	<b>27,400</b>	<b>673,931</b>	<b>3,235,864</b>
<b>Leadership, Coordination and Partnerships</b>					
Coordination and partnerships	730,453	0	0	1,396,254	2,126,707
Camp management and coordination	247,913	0	0	10,602	258,515
Emergency management	0	0	0	10,602	10,602
Donor relations	0	0	0	21,205	21,205
<b>Subtotal</b>	<b>978,366</b>	<b>0</b>	<b>0</b>	<b>1,438,663</b>	<b>2,417,030</b>
<b>Logistics and Operations Support</b>					
Supply chain and logistics	2,154,813	0	0	816,801	2,971,614
Operations management, coordination and support	4,008,864	211,164	0	2,501,447	6,721,476
<b>Subtotal</b>	<b>6,163,677</b>	<b>211,164</b>	<b>0</b>	<b>3,318,248</b>	<b>9,693,090</b>

	<b>Pillar 1 Refugee programme</b>	<b>Pillar 2 Stateless programme</b>	<b>Pillar 3 Reintegration projects</b>	<b>Pillar 4 IDP projects</b>	<b>Total</b>
<b>2017 Revised Budget</b>	<b>114,638,499</b>	<b>2,600,987</b>	<b>6,313,447</b>	<b>26,910,666</b>	<b>150,463,598</b>

---