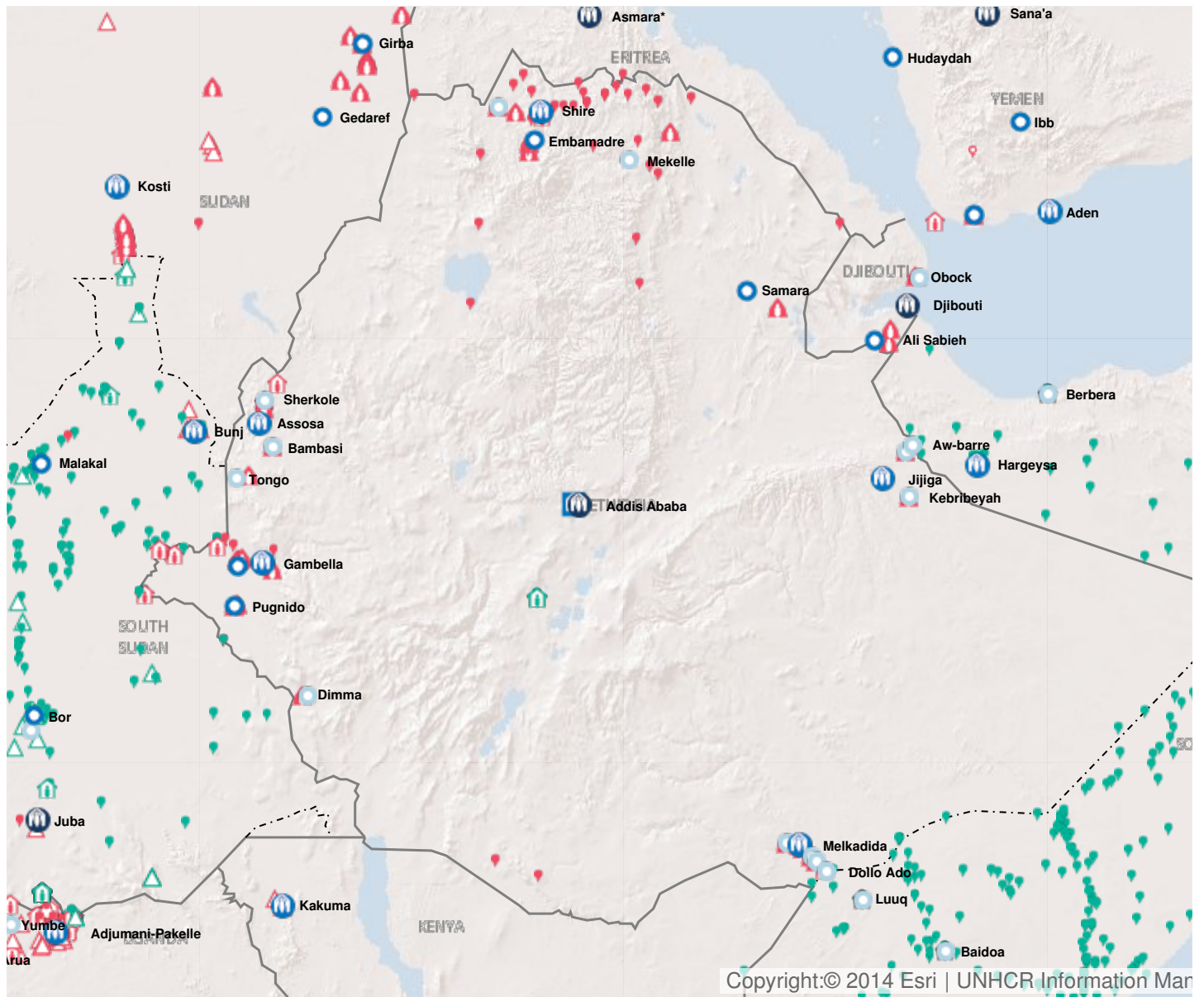


Operation: Ethiopia

Location

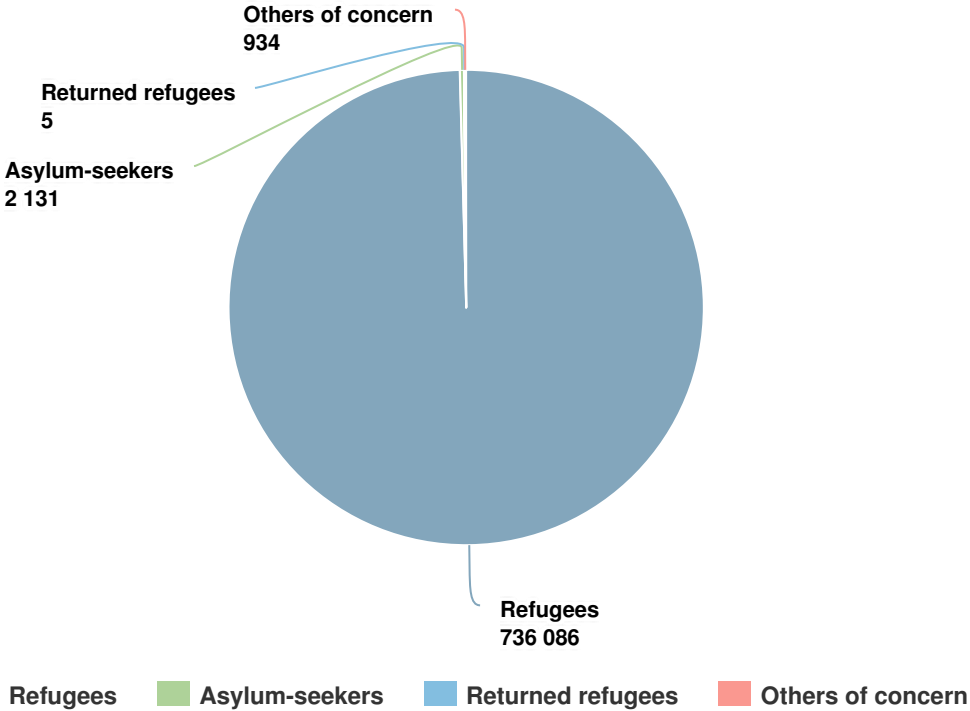


Latest update of camps and office locations **21 Nov 2016**. By clicking on the icons on the map, additional information is displayed.

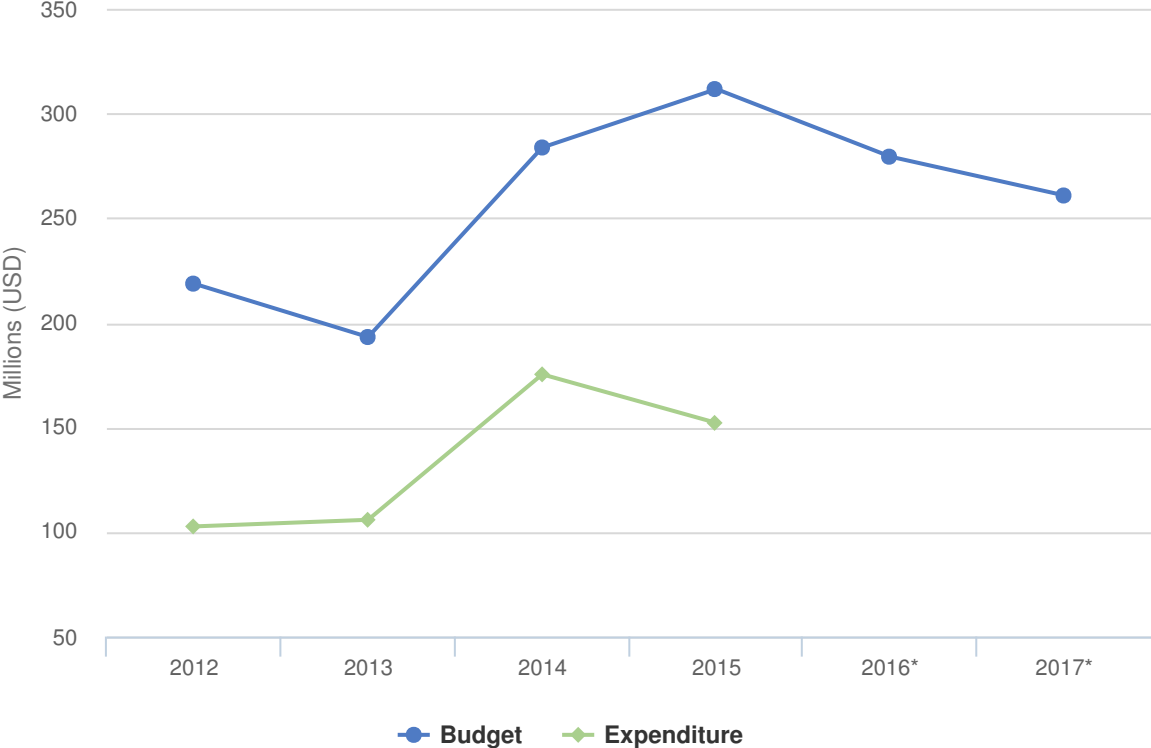
People of Concern

INCREASE IN
11 % 2015

2015	739,156
2014	665,240
2013	435,903



Budgets and Expenditure for Ethiopia



Working environment

The Government of Ethiopia has an open door policy for refugees. It, however, maintains reservations to the 1951 Convention regarding the right to work and freedom of movement for refugees living in Ethiopia. In 2016, localised security incidents affected the operation in Gambella region. Violent protests that erupted in the Amhara and Oromia regions led to the declaration of a six month State of Emergency across the country in October 2016. Ethiopia is also experiencing one of its worst droughts in decades and the negative impact is anticipated to reverberate into 2017.

Key priorities

In 2017 UNHCR's operation will focus on:

- safeguarding the institution of asylum, mainstreaming protection into all programmes;
- support access into services for people of concern;
- active pursuit of durable solutions and provision of alternatives to onward movements; and
- development of innovative, more cost-effective and sustainable ways to deliver basic services, including life-saving activities.

Critical gaps include:

- Some 50 per cent of school-age refugee children are estimated to be out of school on average (i.e., 46 per cent at primary level and 93 per cent at secondary level).
- Due to limited resources, 15 additional health facilities, which are needed to provide sufficient coverage, will not be constructed.
- 50 per cent of the refugee population is without adequate household latrines. In most of the camps, provision of minimum 20 litres of water per person (standard) cannot be achieved.
- Malnutrition rates remain high, because contributing factors are not adequately addressed (provision of sufficient clean water, sanitation, food rations, household energy).
- 95 per cent of refugee youth will remain without access to targeted nutrition programmes.

2017 Revised Budget for Ethiopia | USD

The following table presents the revised budget for this operation broken down at the objective level. Resource allocation at the objective level is subject to change during the course of the year as the operational situation evolves and priorities shift.

	Pillar 1 Refugee programme	Total
Favourable Protection Environment		
International and regional instruments	275,017	275,017
Law and policy	71,606	71,606
Legal remedies and legal assistance	2,063,301	2,063,301
Access to territory	819,063	819,063
Subtotal	3,228,986	3,228,986
Fair Protection Processes and Documentation		
Reception conditions	2,876,882	2,876,882
Registration and profiling	4,295,692	4,295,692
Status determination	586,478	586,478
Individual documentation	1,845,250	1,845,250
Civil status documentation	1,454,045	1,454,045
Family re-unification	1,017,220	1,017,220
Subtotal	12,075,567	12,075,567
Security from Violence and Exploitation		
SGBV prevention and response	8,584,422	8,584,422
Child protection	8,373,921	8,373,921
Subtotal	16,958,344	16,958,344
Basic Needs and Essential Services		
Health	26,403,165	26,403,165
Reproductive health and HIV/ Aids response	5,813,577	5,813,577
Nutrition	8,706,586	8,706,586
Food security	5,928,996	5,928,996
Water	12,967,763	12,967,763
Sanitation and hygiene	14,438,566	14,438,566
Shelter and infrastructure	20,890,241	20,890,241
Energy	17,252,646	17,252,646
Basic and domestic and hygiene Items	23,084,109	23,084,109
Services for persons with specific needs	4,789,518	4,789,518
Education	27,614,918	27,614,918

	Pillar 1 Refugee programme	Total
Subtotal	167,890,085	167,890,085
Community Empowerment and Self Reliance		
Community mobilization	2,280,445	2,280,445
Co-existence with local communities	7,013,514	7,013,514
Natural resources and shared environment	6,011,181	6,011,181
Self-reliance and livelihoods	18,324,010	18,324,010
Subtotal	33,629,150	33,629,150
Durable Solutions		
Voluntary return	1,421,492	1,421,492
Resettlement	2,994,145	2,994,145
Subtotal	4,415,637	4,415,637
Leadership, Coordination and Partnerships		
Coordination and partnerships	990,583	990,583
Camp management and coordination	596,909	596,909
Subtotal	1,587,492	1,587,492
Logistics and Operations Support		
Supply chain and logistics	6,917,401	6,917,401
Operations management, coordination and support	14,077,161	14,077,161
Subtotal	20,994,562	20,994,562
2017 Revised Budget	260,779,824	260,779,824