

31-Oct-16

Currently Active

Persons **25,926**Cases **9,347**

Year of Arrival		
Pre-2006	3,980	15.4%
2006	1,791	6.9%
2007	1,560	6.0%
2008	958	3.7%
2009	912	3.5%
2010	986	3.8%
2011	890	3.4%
2012	714	2.8%
2013	812	3.1%
2014	959	3.7%
2015	10,103	39.0%
2016	2,261	8.7%

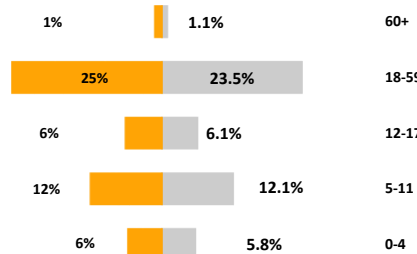
Specific Needs		
Serious medical condition	566	2.2%
Single parent	319	1.2%
Disability	288	1.1%
Specific legal and physical protection r	216	0.8%
Torture	168	0.6%
Woman at risk	139	0.5%
Older person at risk	78	0.3%
SGBV	55	0.2%
Child at risk	27	0.1%
Unaccompanied or separated child	22	0.1%

An individual can have more than one specific need

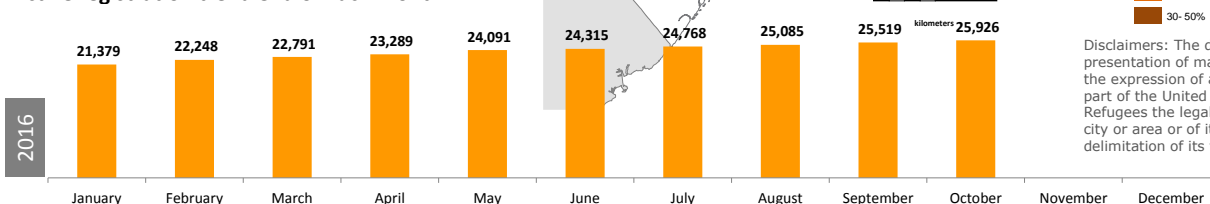
Place of Residence		
Woqooyi Galbeed	12,441	48.0%
Bari	4,805	18.5%
Benadir	1,415	5.5%
Nugaal	733	2.8%
Badadir	416	1.6%
Mudug	273	1.1%
Togdheer	258	1.0%
Awdal	137	0.5%
Lower Shabelle	42	0.2%
Sanaag	29	0.1%
Others	5,377	20.7%

Age & Gender Breakdown

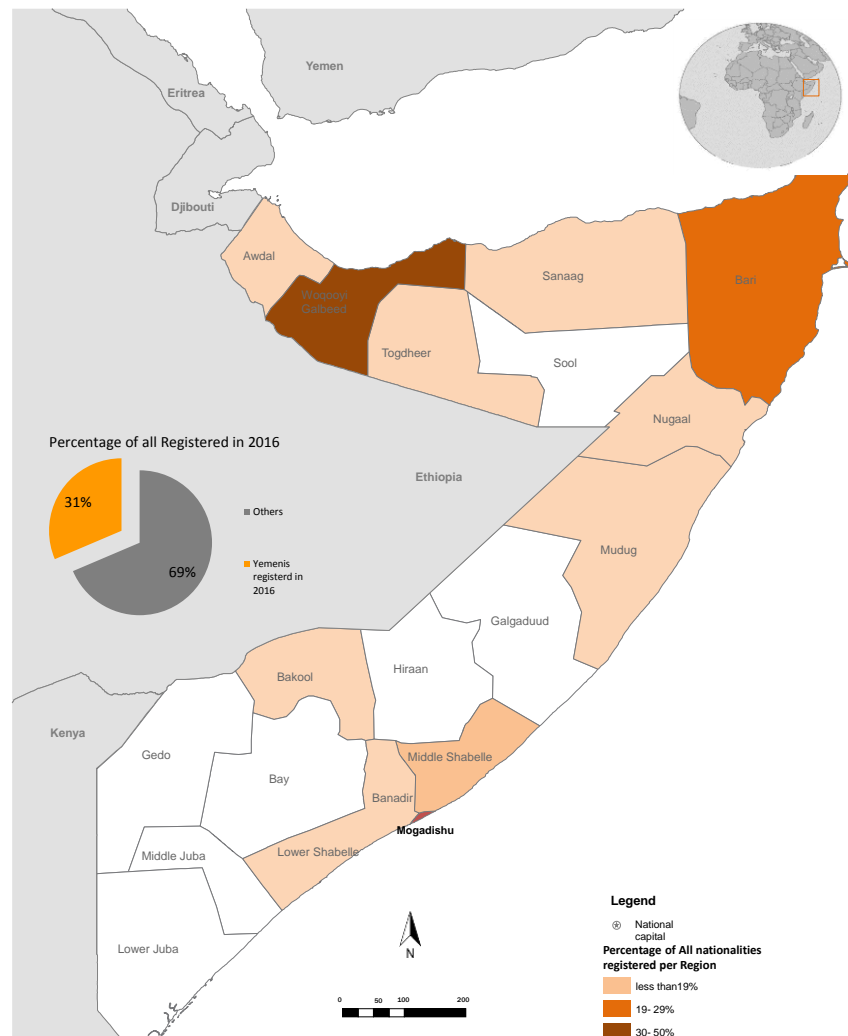
Male Female



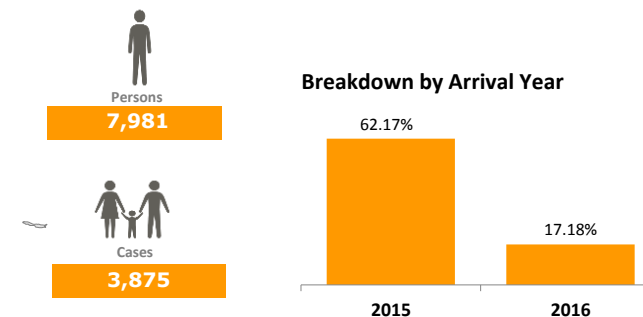
Active registration trend end of Each month



Age & Gender					
Age	0-4	5-11	12-17	18-59	60+
Female	1,506	3,128	1,590	6,087	290
Male	1,547	3,171	1,654	6,573	380
Total	3,053	6,299	3,244	12,660	670
	9.4%	18.0%	13.8%	54.3%	4.5%



Active Registered Yemenies



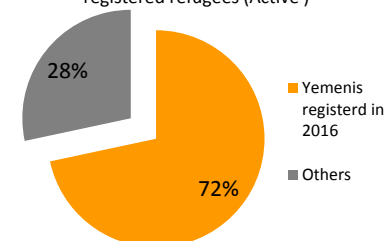
Age & Gender					
Age	0-4	5-11	12-17	18-59	60+
Female	372	692	540	1,782	169
Male	396	774	583	2,638	195
Total	768	1,466	1,123	4,420	364

Place of Residence		
Hargeisa	3,306	40.6%
Bossaso	1,721	21.1%
Mogadishu	1,500	18.4%
Berbera	166	2.0%
Borama	105	1.3%
Bosaso	93	1.1%
Qandala	48	0.6%
Qardho	44	0.5%
Afgoye	39	0.5%
Others/ Location	1,119	13.7%

Specific Needs		
Serious medical condition	88	1.1%
Disability	68	0.8%
Older person at risk	21	0.3%
Woman at risk	7	0.1%
Specific legal and physical p	7	0.1%
Single parent	4	0.0%
Unaccompanied or separate	3	0.0%
Child at risk	2	0.0%

An individual can have more than one specific need

Percentage of Yemenies to the total registered refugees (Active)


 Prepared by the UNHCR Somalia Information/Data Management Team
 For More Information Contact: abdulla@unhcr.org