

31-Mar-16

Currently Active

Persons 31,515

Cases 10,729

Year of Arrival		
Pre-2006	4,990	15.8%
2006	2,106	6.7%
2007	1,866	5.9%
2008	1,308	4.2%
2009	1,211	3.8%
2010	1,261	4.0%
2011	1,120	3.6%
2012	935	3.0%
2013	1,139	3.6%
2014	1,244	3.9%
2015	13,777	43.7%
2016	558	0.0%

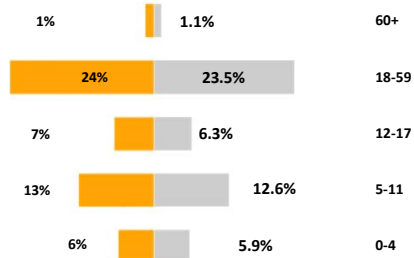
Specific Needs		
Serious medical condition	585	1.9%
Single parent	414	1.3%
Disability	312	1.0%
Specific legal and physical protection n	227	0.7%
Torture	171	0.5%
Woman at risk	129	0.4%
Older person at risk	101	0.3%
SGBV	62	0.2%
Unaccompanied or separated child	32	0.1%
Child at risk	16	0.1%

An individual can have more than one specific need

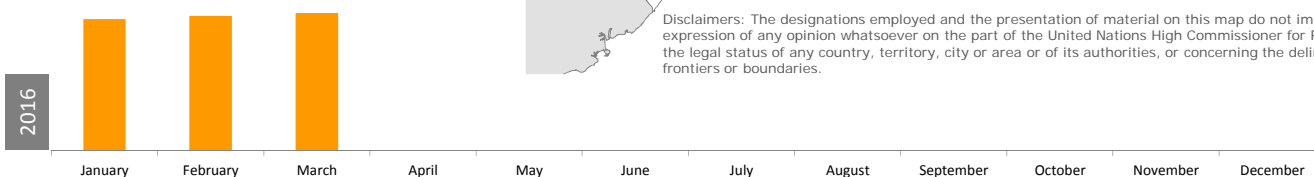
Place of Residence		
Woqooyi Galbeed	11,347	36.0%
Bari	6,922	22.0%
Nugaal	1,270	4.0%
Mudug	712	2.3%
Togdheer	235	0.7%
Awdal	111	0.4%
Sanaag	109	0.3%
Benadir	77	0.2%
Banadir	70	0.2%
Harari	18	0.1%
Oromia	11	0.0%
Bakool	4	0.0%
Dire Dawa	2	0.0%
Sool	1	0.0%
Others	9,916	31.5%

Age & Gender Breakdown

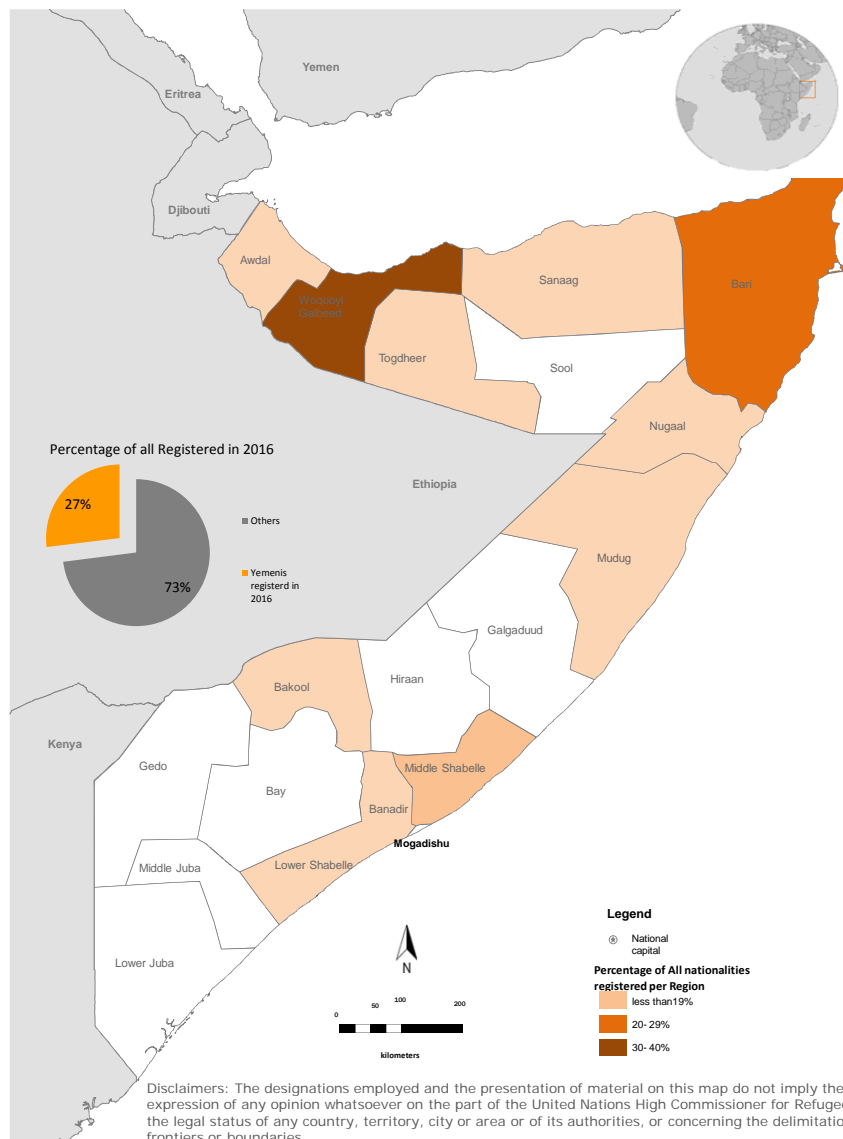
Male Female



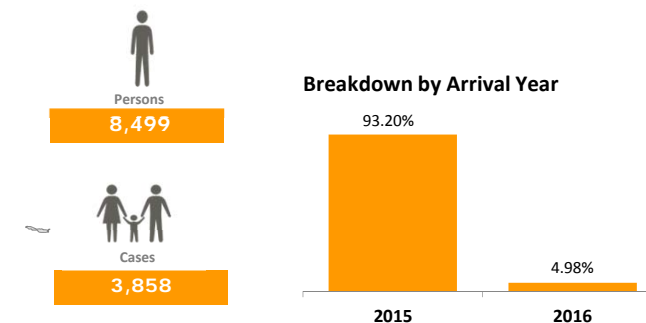
Active registration trend end of Each month



Age & Gender					
Age	0-4	5-11	12-17	18-59	60+
Female	1,864	3,958	1,986	7,412	362
Male	1,869	3,965	2,074	7,594	431
Total	3,733	7,923	4,060	15,006	793
	9.7%	17.9%	14.0%	54.3%	4.2%



Active Registered Yemenies



Age & Gender					
Age	0-4	5-11	12-17	18-59	60+
Female	417	734	569	1,951	183
Male	405	784	620	2,661	175
Total	822	1,518	1,189	4,612	358

Place of Residence		
Hargeysa	2,827	33.3%
Bossaso	2,278	26.8%
Berbera	119	1.4%
Borama	101	1.2%
Qandala	100	1.2%
Qardho	98	1.2%
Ceel Afweyn	92	1.1%
Mogadishu	21	0.2%
Burco	20	0.2%
Others	2,843	33.5%

Specific Needs		
Serious medical condition	61	0.7%
Disability	57	0.7%
Older person at risk	17	0.2%
Unaccompanied or separatec	5	0.1%
Specific legal and physical pr	4	0.0%
Woman at risk	3	0.0%
Single parent	1	0.0%
Child at risk	1	0.0%

An individual can have more than one specific need

Percentage of Yemenies to the total registered refugees (Active)

