



WEEKLY UPDATE | Voluntary Repatriation of Somali Refugees From Kenya.

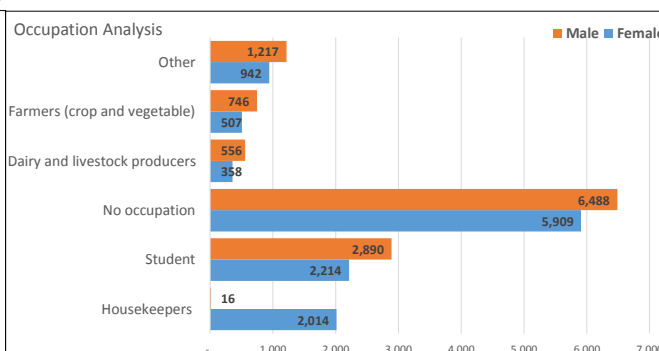
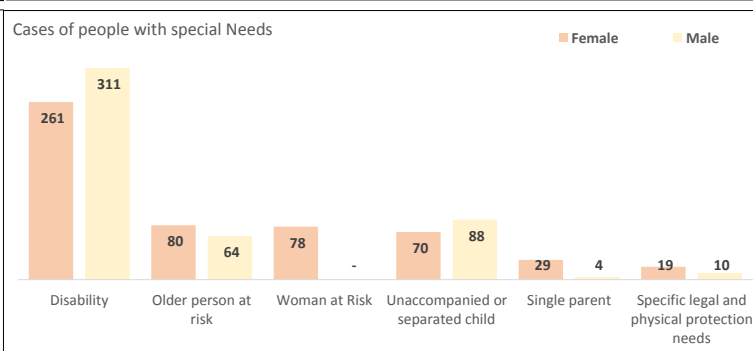
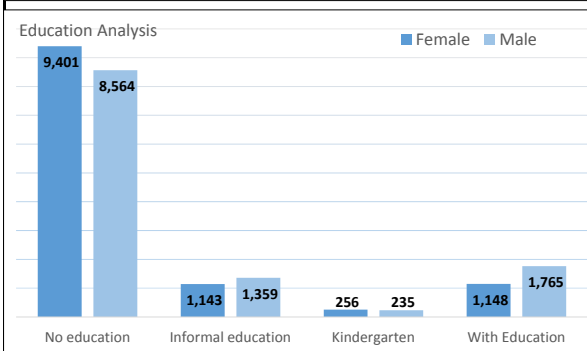
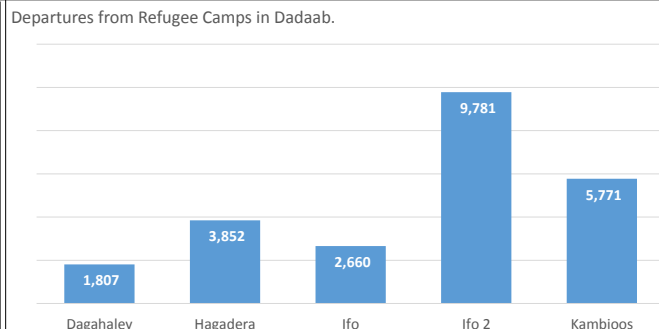
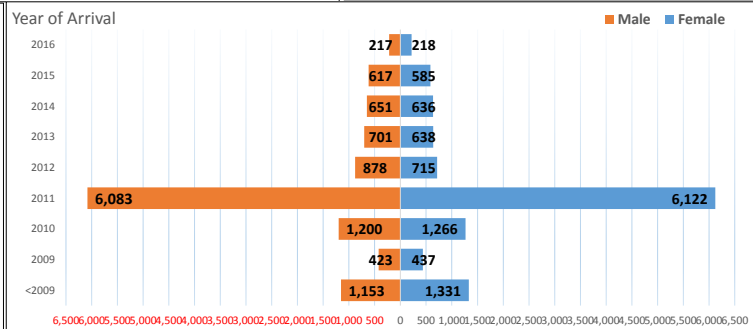
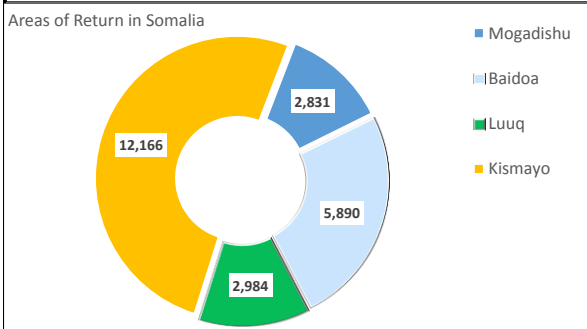
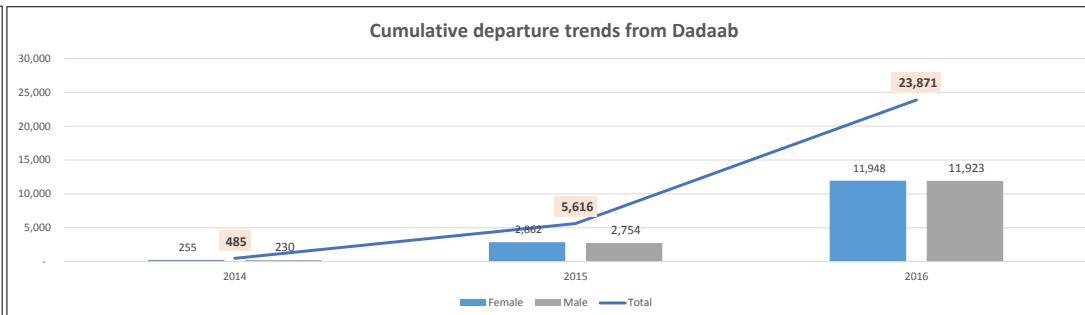
2016 DEPARTURES FROM KENYA	
Location	Individuals
Dadaab	23,871
Nairobi	15
Kakuma	200
Grand Total	24,086

CUMULATIVE DEPARTURES FROM KENYA	
Location	Location
Dadaab	29,972
Nairobi	15
Kakuma	200
Grand Total	30,187

CUMULATIVE DEPARTURES FROM DADAAB			
Year	Female	Male	Total
2014	255	230	485
2015	2,862	2,754	5,616
2016	11,948	11,923	23,871
Total	15,065	14,907	29,972

2016 DADAAB SUMMARY	
Details	Totals
No. of Households	4,610
No. of Individuals	23,871
No. of Females	11,948
No. of Males	11,923
No. of Special Needs	1,014

CONVOYS SUMMARY	
ROAD CONVOYS	97
FLIGHTS	
Mogadishu	104
Kismayu	4
Baidoa	6



Source: UNHCR S.O Dadaab (ProGres)

Contacts: Mr. Arshad Milad: milada@unhcr.org | Mr. Enock Sosthenes: sosthene@unhcr.org | Ms. Angeline Mbiu: Mbiu@unhcr.org | Mr. Andrew Mutua: mutuaa@unhcr.org

Profile of Voluntary Repatriation Departures

Cumulative Analysis

Reported Departures From 1st January to 09 September 2016

Breakdown by Camp of Asylum, Age and Gender

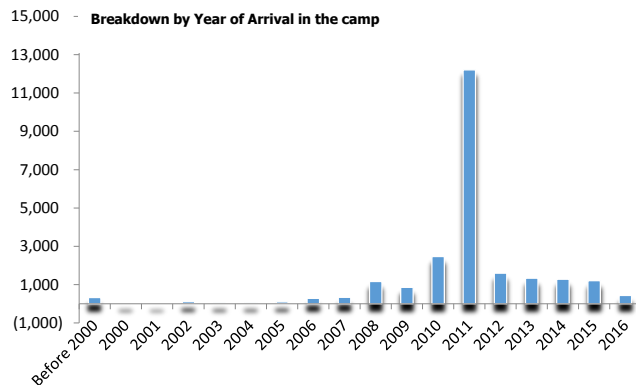
Breakdown by Marital Status

Camp	0 - 4			5 - 11			12 - 17			18 - 59			60+			Grand Total			Marital Status	Female	Male	Total	%
	F	M	Total	F	M	Total	F	M	Total	F	M	Total	F	M	Total	Persons	%	HouseHolds					
Dagahaley	184	190	374	263	304	567	163	150	313	298	213	511	23	19	42	1,807	8%	389	Divorced	242	66	308	1%
Hagadera	358	437	795	584	553	1,137	318	336	654	726	460	1,186	33	47	80	3,852	16%	847	Married	3,007	2,107	5,114	21%
Ifo	236	300	536	357	397	754	227	215	442	484	365	849	34	45	79	2,660	11%	577	Single	8,347	9,684	18,031	76%
Ifo 2	1,060	1,070	2,130	1,326	1,574	2,900	761	950	1,711	1,566	1,248	2,814	75	151	226	9,781	41%	1757	Separated	23	9	32	0%
Kambioos	548	584	1,132	883	957	1,840	455	566	1,021	931	704	1,635	55	88	143	5,771	24%	1040	Widowed	329	57	386	2%
Grand Total	2,386	2,581	4,967	3,413	3,785	7,198	1,924	2,217	4,141	4,005	2,990	6,995	220	350	570	23,871	-	4,610	Grand Total	11,948	11,923	23,871	-

NB: 16306 returnees are minors representing 68% and 7565 are adults (31%).

Breakdown by Year of Arrival in the camp

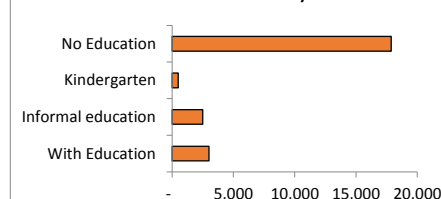
Arrival Year	F	M	Total	%
Before 2000	203	120	323	1%
2000	20	16	36	0%
2001	19	8	27	0%
2002	62	48	110	0%
2003	24	26	50	0%
2004	37	19	56	0%
2005	52	50	102	0%
2006	133	153	286	1%
2007	166	169	335	1%
2008	615	544	1,159	5%
2009	437	423	860	4%
2010	1,266	1,200	2,466	10%
2011	6,122	6,083	12,205	51%
2012	715	878	1,593	7%
2013	638	701	1,339	6%
2014	636	651	1,287	5%
2015	585	617	1,202	5%
2016	218	217	435	2%
Grand Total	11,948	11,923	23,871	-



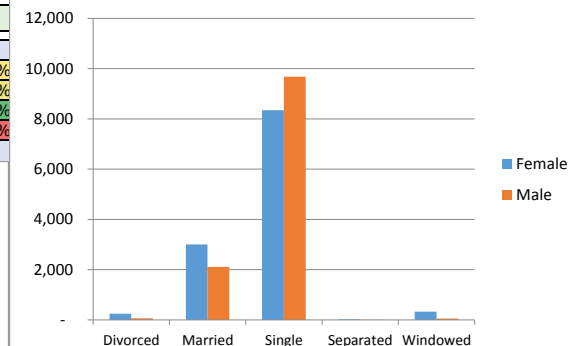
Breakdown by Education Level

Education Level	Total	%
With Education	3,000	13%
Informal education	2,502	10%
Kindergarten	491	2%
No Education	17,878	75%
Grand Total	23,871	-

Education Level Analysis



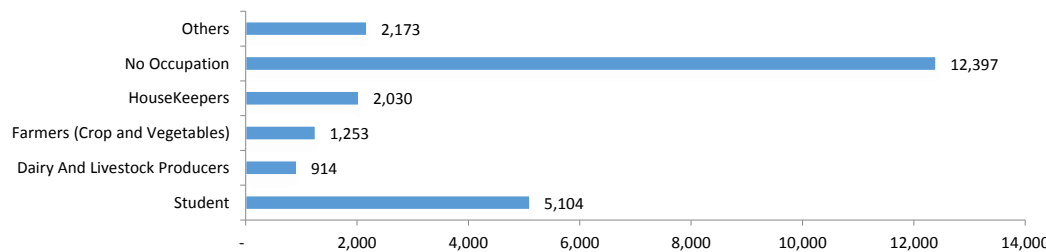
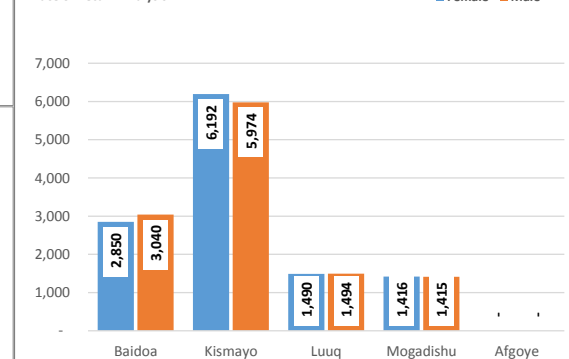
Marital Status Analysis



Breakdown by Place of Return

Return Area	Female	Male	Total	%
Baidoa	2,850	3,040	5,890	25%
Kismayo	6,192	5,974	12,166	51%
Luuq	1,490	1,494	2,984	13%
Mogadishu	1,416	1,415	2,831	12%
Afgoye	-	-	-	0%
Grand Total	11,948	11,923	23,871	-

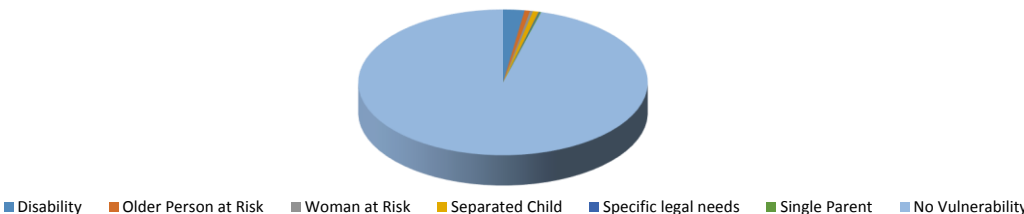
Place of Return Analysis



Occupation	Total	%
Student	5,104	21%
Dairy And Livestock Producers	914	4%
Farmers (Crop and Vegetables)	1,253	5%
HouseKeepers	2,030	9%
No Occupation	12,397	52%
Others	2,173	9%
Grand Total	23,871	-

Breakdown by Vulnerability

Vulnerability	Individuals	%
Disability	572	2%
Older Person at Risk	144	1%
Woman at Risk	78	0%
Separated Child	158	1%
Specific legal needs	29	0%
Single Parent	33	0%
No Vulnerability	22,857	96%
Grand Total	23,871	-

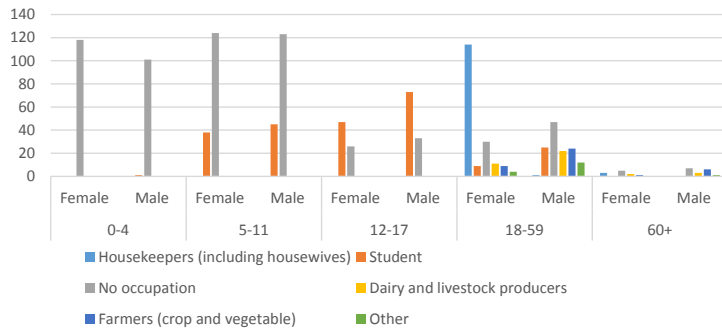


Other(*): Other ethnicities are Ashraaf, Banjuni, Dir, Geri, Hawadle, Madiban, Majerteen, Somali Bantu

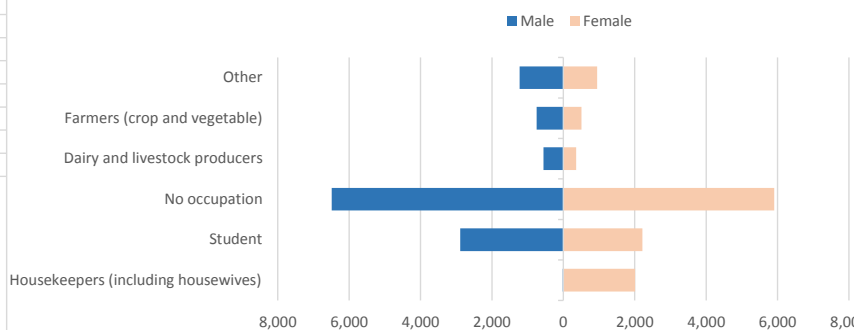
OCCUPATION ANALYSIS BY AGE GROUP

Occupation Analysis	0-4			5-11			12-17			18-59			60+			Grand Total			
	Female	Male	Total	Female	Male	Total	Female	Male	Total	Female	Male	Total	Female	Male	Total	Female	Male	Persons	%
Housekeepers (including housewives)	-	-	-	1	2	3	1	1	2	1,961	13	1,974	51	-	51	2,014	16	2,030	9%
Student	-	2	2	669	745	1,414	1,206	1,449	2,655	338	694	1,032	1	-	1	2,214	2,890	5,104	21%
No occupation	1,622	1,768	3,390	2,728	3,023	5,751	709	760	1,469	747	815	1,562	103	122	225	5,909	6,488	12,397	52%
Dairy and livestock producers	-	-	-	-	1	1	-	-	-	333	470	803	25	85	110	358	556	914	4%
Farmers (crop and vegetable)	-	-	-	-	-	-	-	-	-	480	644	1,124	27	102	129	507	746	1,253	5%
Other	764	811	1,575	15	14	29	8	7	15	146	354	500	13	41	54	946	1,227	2,173	9%
Grand Total	2,386	2,581	4,967	3,413	3,785	7,198	1,924	2,217	4,141	4,005	2,990	6,995	220	350	570	11,948	11,923	23,871	-

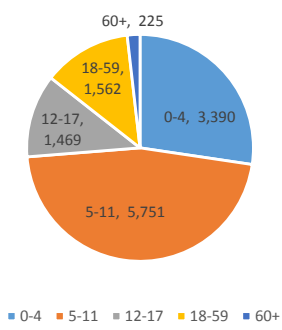
Occupation Analysis by Age Group



Occupation Analysis by Gender



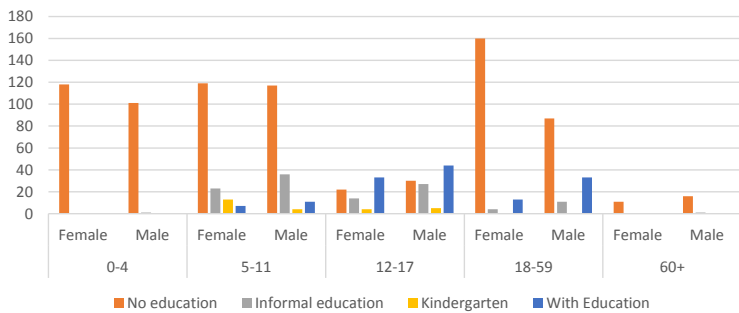
No Occupation



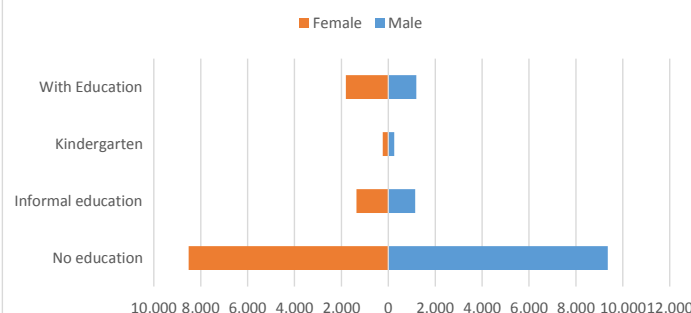
EDUCATION ANALYSIS BY AGE GROUP

Education Analysis	0-4			5-11			12-17			18-59			60+			Grand Total			
	Female	Male	Total	Female	Male	Total	Female	Male	Total	Female	Male	Total	Female	Male	Total	Female	Male	Persons	%
No education	2,352	2,536	4,888	2,717	2,995	5,712	644	681	1,325	3,434	1,990	5,424	213	316	529	9,360	8,518	17,878	75%
Informal education	2	3	5	472	550	1,022	514	582	1,096	151	202	353	4	22	26	1,143	1,359	2,502	10%
Kindergarten	-	-	-	133	134	267	121	99	220	1	2	3	1	-	1	256	235	491	2%
With Education	32	42	74	91	106	197	645	855	1,500	419	796	1,215	2	12	14	1,189	1,811	3,000	13%
Grand Total	2,386	2,581	4,967	3,413	3,785	7,198	1,924	2,217	4,141	4,005	2,990	6,995	220	350	570	11,948	11,923	23,871	-

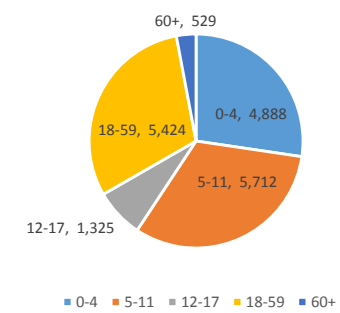
Education Analysis by Age Group



Education Analysis by Gender



No education

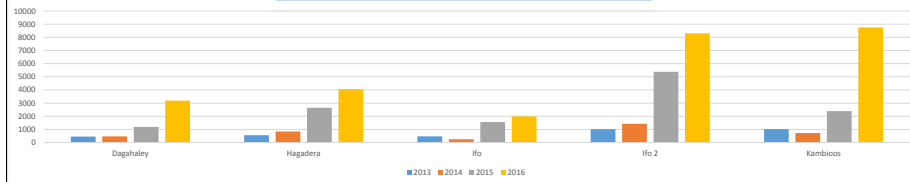


Trends of POCs Approaching the Return Help Desk

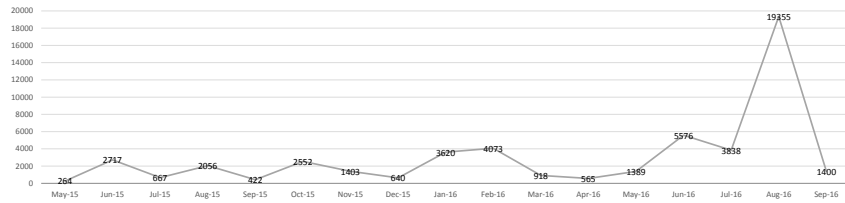
Trends POCs Approaching Return Help Desk Per Year Per Camp as of 09 September 2016

Years	Dagahaley	Hagadera	Ifo	Ifo 2	Kambioos	Total
2013	450	562	466	1,013	1,025	3,516
2014	467	840	252	1,424	725	3,708
2015	1,192	2,648	1,560	5,384	2,394	13,178
2016	3,186	4,069	1,988	8,206	8,755	26,304
Aug-16	1,338	4,119	3,442	4,923	4,806	18,628
Grand Total	6,633	12,238	7,708	21,050	17,705	65,334

Trends of POCs Approaching the Return Help Desk per year per camp



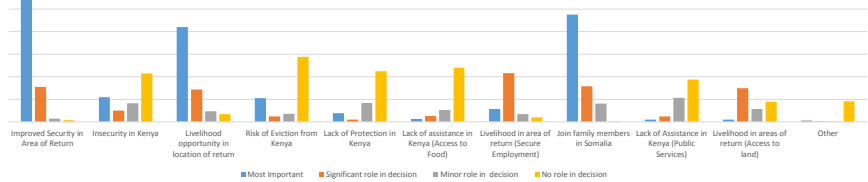
Trends of POCs Approaching the Return Help Desk between May 2015 and September 2016



STATISTICS ON RETURN REASONS

Reason to Return	Most Important	Significant role in decision	Minor role in decision	No role in decision
Improved Security in Area of Return	27,172	7,754	695	344
Insecurity in Kenya	5,483	2,532	4,129	10,729
Livelihood opportunity in location of return	21,005	7,149	2,387	1,743
Risk of Eviction from Kenya	5,292	1,231	1,774	14,409
Lack of Protection in Kenya	1,911	922	4,229	11,255
Lack of assistance in Kenya (Access to Food)	647	1,291	2,658	11,980
Livelihood in area of return (Secure Employment)	2,884	10,817	1,714	1,031
Join family members in Somalia	23,744	7,875	4,076	166
Lack of Assistance in Kenya (Public Services)	502	1,190	5,357	9,401
Livelihood in areas of return (Access to land)	484	7,497	2,834	4,488
Other	301	179	81	4,558

Decision on Return

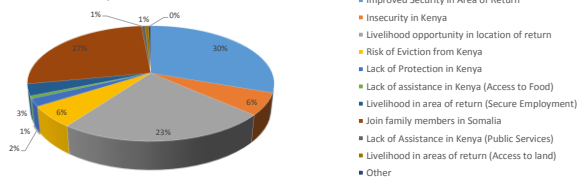


Reason to Return	Most Important	Percentage
Improved Security in Area of Return	27,172	30%
Insecurity in Kenya	5,483	6%
Livelihood opportunity in location of return	21,005	23%
Risk of Eviction from Kenya	5,292	6%
Lack of Protection in Kenya	1,911	2%
Lack of assistance in Kenya (Access to Food)	647	1%
Livelihood in area of return (Secure Employment)	2,884	3%
Join family members in Somalia	23,744	27%
Lack of Assistance in Kenya (Public Services)	502	1%
Livelihood in areas of return (Access to land)	484	1%
Other	301	0%

Most refugees have 3 return reason as the most important reasons for deciding to return:

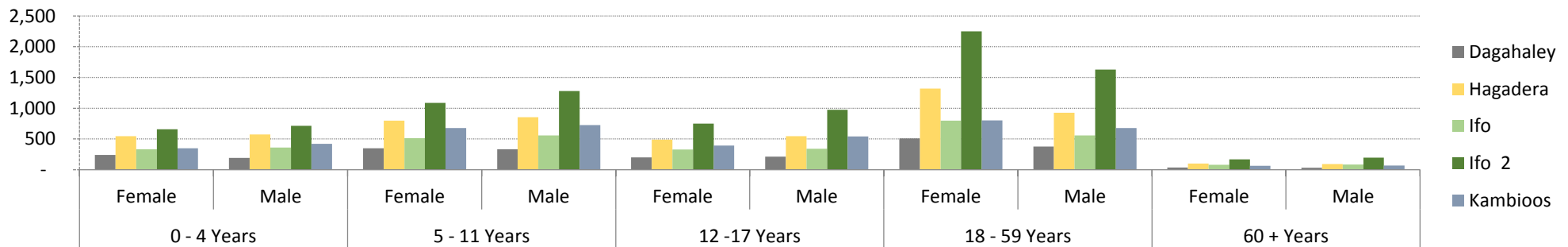
1. Improved Security in area of return.
2. Livelihood opportunities in location of return
3. Join family members in Somalia

Most Important Return Reason



Return Help Desk Statistics Per Camp for those willing to Return as of 9th September 2016

Camp	0 - 4 Years		5 - 11 Years		12 -17 Years		18 - 59 Years		60 + Years		Total	%
	Female	Male	Female	Male	Female	Male	Female	Male	Female	Male		
Dagahaley	243	191	351	334	202	212	508	377	36	34	2,488	9%
Hagadera	544	574	800	853	491	544	1,319	925	101	92	6,243	23%
Ifo	332	360	513	557	331	343	800	557	81	83	3,957	15%
Ifo 2	659	713	1,086	1,281	750	975	2,250	1,629	168	198	9,709	36%
Kambioos	350	421	678	728	393	542	801	677	66	67	4,723	17%
Grand Total	2,128	2,259	3,428	3,753	2,167	2,616	5,678	4,165	452	474	27,120	-



Place of Return to Somalia

Time of Return to Somalia per Camp

Is it Area of Origin?

Camp

Place of Return	Is it Area of Origin?			Total	Return Period	Camp					Total
	Yes	No	Unknown			Dagahaley	Hagadera	Ifo	Ifo 2	Kambioos	
Kismayo	10,140	9,084	95	19,319	3 Months	2,483	6,236	3,881	9,482	4,700	26,782
Mogadishu	1,796	933	15	2,744	3 to 6 Months	-	7	33	177	22	239
Baidoa	1,741	2,141	36	3,918	In one year period	-	-	-	11	-	11
Dinsor	61	-	-	61	Other	5	-	43	39	1	88
Luuq	159	297	3	459	Grand Total	2,488	6,243	3,957	9,709	4,723	27,120
Belet Hawa	19	-	5	24							
Buale	91	9	-	100							
Other	386	100	9	495							
Grand Total	14,393	12,564	163	27,120	<i>"Other" Place of Return refers to: Sakow, Bardera, Afmadow, Jamame, El Waq, Jilib, Marka, Afgoye, Belet Weyne, Garbahare, Abduwaq, Wajid, Kurtun Warey, Barbera, Qansah Dere, Jowhar, Bosaso and Galkayo</i>						

Status	Total	Description
Total Interviewed	61,227	From the launch of Return Help Desk in all Dadaab's camps at the end of November 2013; 61,227 PoCs were interviewed and 60,849 among them have expressed their intention to repatriate to Somalia. 29,972 Individuals have been repatriated to Somalia as of 9th September 2016. 3,757 have been inactivated in proGres database for No-show or spontaneous departure. While 27,120 refugees willing to return (in principle) remain active.
Willing to Return	60,849	
Not willing to Return	378	
Returnees	29,972	Despite the relatively high number of refugees who have indicated their willingness to return, some have changed their mind which has impacted the voluntary repatriation plans. It is also worth noting that in the absence of finalized plan (which is almost done) for the assistance to returnees going to areas beyond the 9 opened for returns, it has not been possible to facilitate the return of refugees going to those areas. This has generated complaints from refugees and may have justified some spontaneous departures.
Inactivated	3,757	
Active	27,120	