




INTERNATIONAL
OLYMPIC
COMMITTEE

REPORT ON THE SEVEN SPORTS FOR THE XXIII OLYMPIC WINTER GAMES

OLYMPIC PROGRAMME COMMISSION - JULY 2011





IBU

FIBT

WCF

IIHF

FIL

ISU

FIS

TABLE OF CONTENTS

➤ METHODOLOGY _____ 3

IF SECTIONS

➤ INTERNATIONAL BIATHLON UNION _____ 5

➤ FÉDÉRATION INTERNATIONALE DE BOBSLEIGH ET DE TOBOGGANING _ 17

➤ WORLD CURLING FEDERATION _____ 29

➤ INTERNATIONAL ICE HOCKEY FEDERATION _____ 41

➤ INTERNATIONAL LUGE FEDERATION _____ 53

➤ INTERNATIONAL SKATING UNION _____ 65

➤ INTERNATIONAL SKI FEDERATION _____ 80

➤ ACKNOWLEDGEMENTS _____ 100

Background

In November 2002, the IOC Session in Mexico City approved the principle of a systematic review of the Olympic Programme and mandated the Olympic Programme Commission to lead the process after each edition of the Olympic Games.

Following the first review of the Olympic Winter Programme in 2007, the Olympic Programme Commission conducted an update of the information that was provided by the seven Winter International Federations to produce the current report to the 123rd Session.

Evaluation Criteria

In order to conduct its analysis, the Olympic Programme Commission used the set of 33 evaluation criteria that were approved by the IOC Session, in Athens in 2004.

The Olympic Programme Commission also added a number of questions in the following areas:

- Athletes' health
- Sport for All Commissions and/or specific initiatives
- Voting rights of athletes within the IF structure
- Athlete support services within the IF
- Ethical rules for technical officials
- Control of technical evolutions within the sport
- Means to monitor and inform the athletes' entourage

Data Collection

In August 2010, an updated questionnaire was sent in electronic format to each of the seven International Federations. Completed questionnaires were returned to the IOC Sports Department in September 2010, and were reviewed by the Olympic Programme Commission in October 2010. A subsequent review was then undertaken between the IOC Sports Department and the IFs, prior to the finalisation of the report in March 2011.

Please note that most information provided by the International Federations was accepted as provided and has been presented accordingly in the report.

The Olympic Programme Commission report is based on the following sources of information:

- Completed questionnaires from the International Federations;
- IOC experts' knowledge;
- IOC commissioned study on broadcast coverage conducted by Sponsorship Intelligence;
- Information gathered through the IOC Documentation Centre;
- Information gathered through other IOC Departments.

Report Format

The report is presented on an IF by IF basis, in alphabetical order by the acronym of each of the International Federations. Each section of the report follows the same structure: Overview, History and Tradition, Universality, Popularity and Attendance, Audience and Media, Judging and Refereeing, Environment, Athletes, Development and Costs.

Broadcast Coverage Study Methodology

Sponsorship Intelligence collected coverage and audience information from the official broadcast partners for their programming of the Vancouver 2010 Olympic Games during the period of 12-28 February 2010.

The information within this report is based on the dedicated television coverage (and associated audience) of Vancouver 2010 in 42 territories (Pan European coverage is counted as one territory for the purpose of this report). The territories included are listed below:

Armenia	France	Poland
Australia	Georgia	Romania
Austria	Germany	Russia
Belarus	Greece	Serbia
Belgium (North)	Hungary	Slovakia
Belgium (South)	Iceland	Slovenia
Bosnia & Herzegovina	Italy	South Korea
Brazil	Japan	Spain
Bulgaria	Latvia	Sweden
Canada	Lithuania	Switzerland (French)
China	Macedonia	Switzerland (German)
Croatia	Netherlands	Switzerland (Italian)
Czech Republic	New Zealand	Ukraine
Denmark	Norway	United States
Estonia	Pan Europe	United Kingdom (Terrestrial Only)

These territories were those in which the television broadcast data and audiences were supplied to Sponsorship Intelligence in such a way that the airtime and audiences achieved by each sport could be accurately calculated. Each broadcast was split out by sport either at source by the people metre systems in each territory, by the broadcaster or by a manual reviewing process (USA & United Kingdom). Coverage in other global territories to show coverage of the Games was either not split by sport at all or only a limited amount of coverage was split by sport and therefore could not be included within this analysis. Similarly some other broadcasters did provide information that was split out by sport but audience ratings information was not available.

Definitions of terms used:

Average Minute Rating (AMR) – The average number of viewers per minute across the combined duration of a group of programmes dedicated to a sport/discipline.

Coverage – Television air-time dedicated solely to the broadcasting of Olympic Games (sport/disciplines) footage.



IBU

INTERNATIONAL BIATHLON UNION

OVERVIEW _____	6
HISTORY AND TRADITION _____	6
UNIVERSALITY _____	7
POPULARITY AND ATTENDANCE _____	9
AUDIENCE AND MEDIA _____	10
JUDGING AND REFEREEING _____	11
ENVIRONMENT _____	12
ATHLETES _____	12
DEVELOPMENT _____	14
COSTS _____	16



IBU

FIBT

WCF

IIHF

FIL

ISU

FIS

> OVERVIEW

DISCIPLINES, EVENTS

Events at the Vancouver 2010 Olympic Winter Games

10 events:

BIATHLON – MEN

- 20 km Individual
- 10 km Sprint
- 12.5 km Pursuit
- 15 km Mass Start
- 4 x 7.5 km Relay

BIATHLON – WOMEN

- 15 km Individual
- 7.5 km Sprint
- 10 km Pursuit
- 12.5 km Mass Start
- 4 x 6 km Relay

Description of events

Biathlon combines cross-country skiing and shooting, wherein a mass start or interval start marks the beginning of the skiing portion and either time or distance penalties are given for missed targets at the shooting range.

Number of IF competition days during the 16-day Vancouver 2010 Olympic Winter Games schedule: 7

Evolution in number of Olympic events since 1924

	1924	1928	1932	1936	1948	1952	1956	1960	1964	1968	1972	1976	1980	1984	1988	1992	1994	1998	2002	2006	2010
♂	-	-	-	-	-	-	-	1	1	2	2	2	2	2	3	3	3	3	4	5	5
♀	-	-	-	-	-	-	-	-	-	-	-	-	-	-	-	3	3	3	4	5	5
Total	-	-	-	-	-	-	-	1	1	2	2	2	2	2	3	6	6	6	8	10	10

QUOTAS

Vancouver 2010 Olympic Winter Games: 220 athletes – 113 men, 107 women

> HISTORY AND TRADITION

HISTORY OF THE SPORT'S STRUCTURE

Establishment

Year of establishment of the IBU: 1993

Note: The IBU was founded in 1993 following the decision to separate Biathlon from the Union Internationale de Pentathlon Moderne (UIPM), but Biathlon has been on the Olympic Programme since 1960.

Olympic Winter Games

Year of introduction to the Programme of the Olympic Winter Games:

♂ : 1960 ♀ : 1992

Number of times on the Programme of the Olympic Winter Games:

♂ : 14 ♀ : 6

World Championships

Year of first World Championships:

♂ : 1958 ♀ : 1984

Number of World Championships held to date:

♂ : 44 ♀ : 26

Format of World Championships:

- Frequency: Annual
- Biathlon World Championships for men and for women are held concurrently.
- In years of the Olympic Winter Games, IBU holds separate World Championships for the non-Olympic competition format of the Mixed Relay.

> UNIVERSALITY

MEMBER NATIONAL FEDERATIONS

The IBU has 66 Member National Federations (data from the 2007 report in brackets):

Africa	2	(2)
America	8	(8)
Asia	11	(11)
Europe	42	(42)
Oceania	3	(3)
Total	66	(66)

Evolution in total number of Member National Federations since 1991:

	1991	1996	2000	2005	2010
Member NFs	92	72	59	63	66

Note: Following the IBU's split from the Union Internationale de Pentathlon Moderne (UIPM) in 1993, the number of Member National Federations was reduced to those involved in winter activities. KEN is a provisional member since 2009 and the youngest member federation.

ACTIVE MEMBER NATIONAL FEDERATIONS

Percentage of Member National Federations which organise National Championships (data from the 2007 report in brackets):

Africa	0	(0)
America	62.5	(62.5)
Asia	72.7	(72.7)
Europe	88.1	(82.5)
Oceania	100	(100)
Worldwide	80.3	(76.2)

Note: IBU states that to organize national Championships in biathlon is obligatory for full IBU members since the IBU Congress decision in 2008.

Percentage of Member National Federations which took part in qualifying events for the Vancouver 2010 Olympic Winter Games:

Africa		America		Asia		Europe		Oceania	
♂	♀	♂	♀	♂	♀	♂	♀	♂	♀
0	0	25	25	36.3	36.3	69	61.9	33.3	33.3

Percentage of Member National Federations which took part in qualifying events for the last IBU World Championships:

Africa		America		Asia		Europe		Oceania	
♂	♀	♂	♀	♂	♀	♂	♀	♂	♀
0	0	37.5	25	45.5	45.5	61.9	54.8	66.7	66.7

Age groups for which the IBU organises Junior World Championships:

♂ : Under 21 ♀ : Under 21

Number of Member National Federations which took part in the last IBU Junior World Championships (eldest age category):

Africa		America		Asia		Europe		Oceania	
♂	♀	♂	♀	♂	♀	♂	♀	♂	♀
0	0	2	2	1	1	23	20	1	0

GLOBAL SPREAD OF EXCELLENCE

Number of medals awarded at the Vancouver 2010 Olympic Winter Games (1 gold, 1 silver, 1 bronze per event): 30

Continental distribution of medals awarded at the Vancouver 2010 Olympic Winter Game – as a percentage (data from 2007 report in brackets):

Africa	America	Asia	Europe	Oceania
0 (0)	0 (0)	3.3 (0)	96.7 (100)	0 (0)

Continental distribution of medals awarded at the Olympic Winter Games since 1960 (as a percentage):

Africa		America		Asia		Europe		Oceania	
♂	♀	♂	♀	♂	♀	♂	♀	♂	♀
0	0	0	4.3	0	1.4	100	94.2	0	0

Continental distribution of medals awarded at the last three World Championships – as a percentage (data from 2007 report in brackets):

Africa	America	Asia	Europe	Oceania
0 (0)	0 (0)	0 (0)	100 (100)	0 (0)

➤ POPULARITY AND ATTENDANCE

PARTICIPATION OF BEST ATHLETES IN THE OLYMPIC WINTER GAMES

All athletes are eligible and the best ones do compete in the Olympic Winter Games.

The Olympic Qualification rules adopted by the IBU together with the IOC provide for a double qualification system for men and for women. Thus, in addition to personal qualification standards which they must reach, athletes must also belong to the best qualified Member National Federations according to the Nations Cup rankings in the season prior to the Olympic Winter Games.

TICKET SALES AND ATTENDANCE

64,190 tickets were sold at the Salt Lake City 2002 Olympic Winter Games, consisting of:

- 80.1% of the 80,107 tickets available in Biathlon;
- 5.1% of the total number of tickets sold for all events.

42,720 tickets were sold at the Turin 2006 Olympic Winter Games, consisting of:

- 82.2% of the 52,000 tickets available in Biathlon;
- 5.0% of the total number of tickets sold for all events.

29,906 tickets sold at the Vancouver 2010 Olympic Winter Games, consisting of:

- 76% of the 39,350 tickets available in Biathlon;
- 21.5% of the total number of tickets sold for all events.

Percentage of occupied seats at the Vancouver 2010 Olympic Winter Games: 76%

MEDIA ACCREDITATION REQUESTS

Average number of media accreditations granted at the last two World Championships (data from 2007 report in brackets):
495 (495)

MAJOR SPONSORS

Five major sponsors of the IBU and kind of benefits provided:

	Cash	VIK	Discounts	Services	Other
E. On Ruhrgas	x		x		
Viessmann	x		x		
RAM	x		x	x	
IFM	x		x	x	
DKB	x				

> AUDIENCE AND MEDIA

BROADCAST RIGHTS

Number of countries acquiring broadcast rights for the last IBU World Championships:

- TV rights: 56 (all European Broadcast Union member federations)
- New media rights: 17 (live streaming)

TELEVISION COVERAGE¹

Olympic Winter Games

Average number of hours of television coverage per day of competition during the Vancouver 2010 Olympic Winter Games: 88 (7 days)

Number of global viewers watching the average minute of coverage from the Vancouver 2010 Olympic Winter Games: 37.2 million

Percentage of coverage from the Vancouver 2010 Olympic Winter Games which was aired during prime time: 40%

NEW MEDIA PENETRATION

Average daily number of visits to the IBU's official website in 2009 (data from 2007 report in brackets): up to 85,000 on competition days, 25,000 in off season (60,000)

Average monthly unique visitors in 2010: 758,000²

Number of visits to the Biathlon page of the IOC website during the Turin 2006 Olympic Winter Games: 110,194 (8% of all Olympic winter sports visits)

Number of visits to the Biathlon page of the IOC website during the Vancouver 2010 Olympic Winter Games: 18,712 (8.8% of all Olympic winter sports visits)

New Media Platforms

The IBU states that it has developed new media platforms on Facebook and Twitter and offers live broadcast, video on demand and athlete blogs on the IBU website, in order to increase the popularity of the sport.

1. Based on a study by Sponsorship Intelligence (SI) during the Vancouver 2010 Olympic Winter Games

2. Source: IBU

> JUDGING AND REFEREEING

TRANSPARENCY AND FAIRNESS ON THE FIELD OF PLAY

Judging has a low impact on the results of Biathlon competitions.

Judging/refereeing system

The control for transparency, correctness and fairness of the results, of interim rankings and final standings at the various event series is held by the Technical Delegate (TD) individually or as chairperson of the Competition Jury which rules on all controversial issues. The supreme control of objectivity, fairness, and transparency at an event is held by the Jury of Appeal, presided by a member of the IBU Executive Board as second instance after the Competition Jury.

Training of judges and referees

Training for Technical Directors and International Referees (IR) is conducted at seminars led by members of the IBU Technical Committee, held once every two years and in various regions of the world. Seminar attendance and completion of the test to the required standard are required in order to be issued a licence for two years (TD) or four years (IR).

Selection of judges and referees

The Technical Committee of the IBU establishes a group which consists of the 40-50 most qualified Technical Delegates. There must be at least one Technical Delegate from every continent in the TD group. Candidates for judges are selected by the IBU Technical Committee from qualified International Referees, based on observed performance. Appointment of Technical Delegates and International Referees is based on utilising the best and most experienced officials for each event.

Evaluation of judges and referees

Technical Delegates and International Referees hold a licence which may be renewed after its expiration, following the evaluation by the respective member federation and the chairperson of the IR Sub-Committee, who maintains control over the performance of the Technical Delegates and International Referees. Continuous evaluation by organising committees, member federations and the respective IBU bodies is undertaken.

Ethical rules for officials

The IBU states that it has not implemented ethical rules for technical officials. However, it was decided by the IBU Congress in September 2010 to establish such rules.

> ENVIRONMENT

ENVIRONMENT – EXPERT ANALYSIS

Environmental impact of the sport

As in the 2007 Olympic Programme Commission report, Biathlon is assessed as having a medium impact on the environment. It is considered to have some of the less impacting venues of the mountain area, as it does not occupy a large portion of land and does not necessarily require permanent buildings, except those necessary for the snow-making system and the shooting range.

Evaluation of the IBU's environmental programme, action plans and environmental assessments in preparation for Continental and World events as well as major constructions

Despite the IBU commitment to formalise and adopt the IBU Charter on Environment at the IBU Congress in 2008, there is still no evidence of such an environmental policy. The Policy might result from the work of the newly established Environmental Committee, which consists of three members – one of those being the IBU Vice-President for Special Projects – and deals with environmental impacts of both biathlon facilities and biathlon equipment.

Also according to the IBU, three tools are currently being used for assessing event sites from an environmental point of view: the IBU rules, the licensing of event sites, and the verification of preparations for IBU events by IBU Technical staff.

The IBU involvement in the development of wax cabins, designed to protect the health of the teams and avoid at the same time any negative impacts on the environment, is surely positive. The "Occupational exposure to airborne perfluorinated compounds during professional ski waxing" paper describes the results of a scientific study carried out on ski waxing.

> ATHLETES

ATHLETE REPRESENTATION

The IBU has an Athletes' Commission, wherein 100% of athletes are elected by their peers.

Athletes do not have the right to participate in decisions of the IBU Executive. However, the Athletes' Commission meets twice a year with the IBU president, Secretary General and Race Director. The proposals and recommendations are included in the agenda of the following IBU Executive Board meeting for consideration.

Athletes do not have the right to vote within the decision making bodies of the IBU (neither in Commissions, technical committees, nor Executive bodies).

ATHLETE SUPPORT SERVICES WITHIN THE IF

The IBU does not currently have a programme or resources to assist athletes with the post-athletic career transition or combining sport and studies.

ATHLETES' ENTOURAGE

The IBU states that it does not currently have any initiatives or tools to inform and monitor the athletes' entourage.

ANTI-DOPING

Number of out-of-competition tests

- 2004: 30, of which 100% were conducted or financed by the IBU
- 2005: 55, of which 100% were conducted or financed by the IBU
- 2008: 149, of which 100% were conducted or financed by the IBU and its NFs
- 2009: 350, of which 100% were conducted or financed by the IBU and its NFs

Total number of tests and results

Total number of tests reported by all accredited laboratories in 2005: 603

Total number of tests reported by all accredited laboratories in 2009: 1558

Total number of the 603 tests reported in 2005 which resulted in Anti-Doping Rule violations: 0 (0%)

Total number of the 1558 tests reported in 2009 which resulted in Anti-Doping Rule violations: 6 (0.38%)

ATHLETE'S HEALTH

Injury surveillance programme(s)

The IBU states that it has developed an injury surveillance programme to monitor and ensure the health, safety and security of athletes; the findings are reported through a study – “The Epidemiology of Musculoskeletal Injuries amongst World Cup Biathletes.” A total of 116 athletes were asked to fill out an online survey during the first IBU World Cup competition of the season 2008/2009. The questionnaire consisted of 17 specific questions to collect data about location and type of injury, onset, start, severity and cause of injury. Further the IBU will be conducting an illness surveillance study in the near future.

Ability to alter rules, regulations and/or competition format

The IBU states that procedures are in place to swiftly alter rules, regulations and/or competition format with the aim of protecting the health, safety and security of athletes. The IBU Medical Committee will recommend to the Executive Board any health and safety issues it has for technical evolution and venue issues. These recommendations are usually adopted by special motion of the Executive Board.

Regular review processes of a competition venue (including the field of play and equipment)

The IBU states that regular review processes are in place and conducted to ensure the safety and security of a competition venue (including the field of play and equipment). The safety and security of the venues is already well addressed in the IBU rules. The IBU Medical Committee reviews each venue individually each season for any issues and concerns. The IBU Medical Committee will recommend to the Executive Board any health and safety issues it has for technical evolution and venue issues. These recommendations are usually adopted by special motion of the Executive Board.

Pre-competition health checks

The IBU states that it requires that pre-competition health checks are conducted. The IBU conducts precompetition health checks in 100% of World Cup events and is moving towards such measures at the IBU Cup level. The IBU teaches the principles of the pre-participation exam at their medical conferences.

Medical expert on the IF Executive Board

The IBU states that a health, safety and security expert (medical expert) does not sit on its Executive Board. The IBU Medical Committee has representation on the Executive Board in the form of their Congress elected chairman.

TECHNICAL EVOLUTION OF THE SPORT

The IBU has instituted means to control the technical evolution within the sport regarding:

- **Sport equipment:** All sport equipment that differs from the IBU material catalogue has to be approved by the IBU Executive Board before use.

> DEVELOPMENT

DEVELOPMENT OF THE IF

Strategic planning for the period 2011-2014

The IBU states that the major milestones and challenges of its strategic plan for the period 2011-2014 would be the expansion of the sport, competitions and development, including working to have the Mixed Relay on the Winter Olympic Programme; further intensifying anti-doping efforts; introducing unique marketing concepts and planning for future revenue opportunities; developing the IBU information products and media across a three-language platform (English, German, Russian); safeguarding the sport by building up financial reserves while increasing funding and contributions to help IBU member federations; and ensuring the long-term stability and efficiency of the IBU administration, management and executive.

Finance (data from the 2007 report in brackets)

Percentage of the Federation's total income coming from Olympic revenues; 2006-2010: 22.1% (33.8%)

Percentage of the Federation's total income generated by marketing and broadcasting; 2006-2010: 74.7% (61.3%)

DEVELOPMENT OF THE SPORT

Summary of the three main development programmes run by the IBU between 2006 and 2009

1. **IBU/UNESCO Youth and Traineeship Programme** – Aimed at providing training measures and concepts to selected athletes and accompanying coaches from developing nations in the youth category by experienced IBU coaches and experts from the top nations in the Nations Cup rankings, since 2009 specialized in Anti – Doping Education.
2. **IOC Sport Assistance Programme for IBU** – By means of seminars, its aim was to teach and assist existing IBU member federations to strengthen existing biathlon structures on a national level involving athletes, coaches and functionaries.
3. **Sporting equipment:** The IBU has a development programme that assists athletes by providing sporting equipment via their respective National Federation.

Existence of Continental Sport Development Programmes

The IBU supports its Member National Federations through continental development programmes on four continents.

Financial allocation of these programmes by continent (as a percentage):

Africa	America	Asia	Europe	Oceania
0	25	30	40	5



Existence of Sport Development Programmes for Youth

The IBU states that it does not currently have development programmes aimed specifically at youth.

GENDER EQUITY

In the sport

Percentage of Member National Federations which took part in qualifying events for the Olympic Winter Games:

		
Turin 2006	69.8	55.6
Vancouver 2010	54.6	50.0

In the IF governing body

Composition of Executive (data from the 2007 report in brackets):

: 7 (7) : 7 (1)

The IBU Executive has a female membership of 50% (13%).

Women in Sport Commission

The IBU states that it does not currently have a Women in Sport Commission.

SPORT FOR ALL

The IBU states that it currently does not have a Sport for All Commission.

> COSTS

VENUES COSTS AT THE OLYMPIC WINTER GAMES

Venue costs are moderate if the venue is to be built new (IOC gross capacity guideline 15,000-22,000).

Depending on venue site selection it is possible to share some elements of the venue with Cross-Country Skiing. A combined Biathlon and Cross-Country venue can deliver lower cost solutions through combined competition management facilities, some common course areas and separate finish areas. In Salt Lake, the competition management facilities, back of house areas, transportation infrastructure and portions of the race course were shared between Biathlon and Cross-Country; however in Turin the venues were totally separate. In Vancouver, there were no common competition management or race course elements. However, the venue shares common transportation and back-of-house areas.

The legacy value is dependent on the popularity of the sport in the host country. Olympic course requirements may be too challenging (elevation gain and fall) for recreational use post-Games and recreational course elements should be designed into the venue to provide a financially sustainable business model for the venue.

OPERATIONAL COSTS AT THE OLYMPIC WINTER GAMES

Technology requirements at competition venues

Level of technology costs at the Olympic Winter Games: Very high

Level of technology complexity at the Olympic Winter Games: Very high

Television production costs

Television production for Biathlon cost EUR 825,313 per day of competition at the Vancouver 2010 Olympic Winter Games. There were 7 competition days and 37 hours of production, with an average cost/hour of EUR 156,140.



FIBT

FÉDÉRATION INTERNATIONALE DE BOBSLEIGH ET DE TOBOGGANING
Bobsleigh – Skeleton

OVERVIEW _____	18
HISTORY AND TRADITION _____	19
UNIVERSALITY _____	19
POPULARITY AND ATTENDANCE _____	21
AUDIENCE AND MEDIA _____	22
JUDGING AND REFEREEING _____	23
ENVIRONMENT _____	24
ATHLETES _____	24
DEVELOPMENT _____	26
COSTS _____	28



IBU

FIBT

WCF

IIHF

FIL

ISU

FIS

> OVERVIEW

DISCIPLINES, EVENTS

Disciplines at the Vancouver 2010 Olympic Winter Games

2 disciplines:

- Bobsleigh
- Skeleton

Events at the Vancouver 2010 Olympic Winter Games

5 events:

Bobsleigh

- 2-man Bobsleigh
- 4-man Bobsleigh
- Women's Bobsleigh

Skeleton

- Men's Skeleton competition
- Women's Skeleton competition

Description of events

- **Bobsleigh:** Two or four person teams descend a track in a metal sled and the lowest aggregate time of the four runs determines the winner.
- **Skeleton:** Skeleton events take place on the same track as bobsleigh, with athletes descending the run in the prone position. The final result is determined by the four timed runs.

Number of IF competition days during the 16-day Vancouver 2010 Olympic Winter Games schedule

- Bobsleigh: 6
- Skeleton: 2

Evolution in number of Olympic events since 1924

		1924	1928	1932	1936	1948	1952	1956	1960	1964	1968	1972	1976	1980	1984	1988	1992	1994	1998	2002	2006	2010
Bobsleigh		1	1	2	2	2	2	2	-	2	2	2	2	2	2	2	2	2	2	2	2	2
		-	-	-	-	-	-	-	-	-	-	-	-	-	-	-	-	-	-	-	1	1
Skeleton		-	1	-	-	1	-	-	-	-	-	-	-	-	-	-	-	-	-	1	1	1
		-	-	-	-	-	-	-	-	-	-	-	-	-	-	-	-	-	-	1	1	1
Total		1	2	2	2	3	2	2	-	2	2	2	2	2	2	2	2	2	2	5	5	5

QUOTAS

Vancouver 2010 Olympic Winter Games: 220 athletes

Bobsleigh: 170 athletes

: 130 : 40

Skeleton: 50 athletes

: 30 : 20

> HISTORY AND TRADITION

HISTORY OF THE SPORT'S STRUCTURE

Establishment

Year of establishment of the FIBT: 1923

Olympic Winter Games

Year of introduction to the Programme of the Olympic Winter Games:

- Bobsleigh 👤 : 1924 👤 : 2002
- Skeleton 👤 : 1928 👤 : 2002

Number of times on the Programme of the Olympic Winter Games:

- Bobsleigh 👤 : 20 👤 : 3
- Skeleton 👤 : 5 👤 : 3

World Championships

Year of first World Championships:

- Bobsleigh 👤 : 1930 👤 : 2000
- Skeleton 👤 : 1982 👤 : 2000

Number of World Championships held to date:

- Bobsleigh 👤 : 56 👤 : 8
- Skeleton 👤 : 20 👤 : 9

Format of World Championships:

- Frequency: Annual
- Both Bobsleigh and Skeleton World Championships for men and for women are held concurrently.

> UNIVERSALITY

MEMBER NATIONAL FEDERATIONS

The FIBT has 60 Member National Federations (data from the 2007 report in brackets):

Africa	1	(1)
America	13	(13)
Asia	8	(7)
Europe	34	(36)
Oceania	4	(3)
Total	60	(60)

Evolution in total number of Member National Federations since 1991:

	1991	1996	2000	2005	2010
Member NFs	36	48	54	60	60

ACTIVE MEMBER NATIONAL FEDERATIONS

Percentage of Member National Federations which organise National Championships (data from the 2007 report in brackets):

	Bobsleigh		Skeleton	
Africa	0	(0)	0	(0)
America	15.4	(38)	15.4	(38)
Asia	14.3	(29)	14.3	(29)
Europe	42.9	(44)	42.9	(42)
Oceania	0	(67)	0	(67)
Worldwide	30	(42)	30	(40)

Percentage of Member National Federations which took part in qualifying events for the Vancouver 2010 Olympic Winter Games:

	Africa		America		Asia		Europe		Oceania	
	♂	♀	♂	♀	♂	♀	♂	♀	♂	♀
Bobsleigh	100	0	38.5	23.1	25	12.5	44.1	32.4	50	50
Skeleton	0	0	38.5	30.1	37.5	12.5	50	35.3	50	50

Percentage of Member National Federations which took part in qualifying events for the last FIBT World Championships:

	Africa		America		Asia		Europe		Oceania	
	♂	♀	♂	♀	♂	♀	♂	♀	♂	♀
Bobsleigh	0	0	15.4	15.4	25	12.5	35.3	26.5	50	0
Skeleton	0	0	15.4	23.1	37.5	12.5	29.4	20.6	25	50

Age groups for which the FIBT organises Junior World Championships:

- Bobsleigh ♂ : Under 26 ♀ : Under 26
- Skeleton ♂ : Under 23 ♀ : Under 23

Number of Member National Federations which took part in the last FIBT Junior World Championships (eldest age category):

	Africa		America		Asia		Europe		Oceania	
	♂	♀	♂	♀	♂	♀	♂	♀	♂	♀
Bobsleigh	0	0	2	2	1	0	6	4	0	0
Skeleton	0	0	2	2	2	1	6	4	0	0

GLOBAL SPREAD OF EXCELLENCE

Number of medals awarded at the Vancouver 2010 Olympic Winter Games (1 gold, 1 silver, 1 bronze per event): 15

Continental distribution of medals awarded at the Vancouver 2010 Olympic Winter Games – as a percentage (data from the 2007 report in brackets):

Vancouver		Africa	America	Asia	Europe	Oceania
	Bobsleigh	0 (0)	55.6 (33.3)	0 (0)	44.5 (66.7)	0 (0)
Skeleton	0 (0)	16.7 (33.3)	0 (0)	83.3 (66.7)	0 (0)	

Continental distribution of medals awarded at the Olympic Winter Games since 1924 – as a percentage:

	Africa		America		Asia		Europe		Oceania	
	♂	♀	♂	♀	♂	♀	♂	♀	♂	♀
Bobsleigh	0	0	18.3	55.6	0	0	81.7	44.4	0	0
Skeleton	0	0	46.7	33.3	0	0	53.3	66.7	0	0

Continental distribution of medals awarded at the last three World Championships – as a percentage (data from the 2007 report in brackets):

	Africa	America	Asia	Europe	Oceania
Bobsleigh	0 (0)	18.5 (33.3)	0 (0)	81.5 (66.7)	0 (0)
Skeleton	0 (0)	33.3 (66.7)	0 (0)	66.7 (33.3)	0 (0)

> POPULARITY AND ATTENDANCE

PARTICIPATION OF BEST ATHLETES IN THE OLYMPIC WINTER GAMES

All athletes are eligible and the best ones do compete in the Olympic Winter Games.

The qualification process is based on a two year cycle of qualification races and the achievement of a minimum participation at events over 24 months.

TICKET SALES AND ATTENDANCE

89,047 tickets sold at the Salt Lake City 2002 Olympic Winter Games, consisting of:

- 100% of the 74,193 tickets available in Bobsleigh;
- 99.9% of the 14,869 tickets available in Skeleton.
- These figures represented 6.1% of the total number of tickets sold for all events.

33,107 tickets sold at the Turin 2006 Olympic Winter Games, consisting of:

- 71.7% of the 39,744 tickets available in Bobsleigh;
- 37.2% of the 13,056 tickets available in Skeleton.
- These figures represented 3.9% of the total number of tickets sold for all events.

43,203 tickets sold at the Vancouver 2010 Olympic Winter Games, consisting of:

- 66% of the 49,201 tickets available in Bobsleigh;
- 67% of the 16,015 tickets available in Skeleton.
- These figures represented 3.1% of the total number of tickets sold for all events.

Percentage of occupied seats at the Vancouver 2010 Olympic Winter Games:

- Bobsleigh: 86%
- Skeleton: 86%

MEDIA ACCREDITATION REQUESTS

Average number of media accreditations granted at the last two World Championships (data from the 2007 report in brackets): 131 (131)

MAJOR SPONSORS

Five major sponsors of the FIBT and kind of benefits provided:

	Cash	VIK	Discounts	Services	Other
Bauhaus	x				
Adidas	x	x	x		
Omega	x	x		x	
Intersport	x				
Viessmann	x				

> AUDIENCE AND MEDIA

BROADCAST RIGHTS

Number of countries acquiring broadcast rights for the last FIBT World Championships:

- TV rights: 13 live broadcasters reaching 54 territories. A total of 61 territories that received the signal on a delayed basis.
- New media rights: 3 digital broadcasters: one in the USA, one in Canada and www.fibt.com in all other territories. Races shown live and on demand with English commentary.

TELEVISION COVERAGE¹

Olympic Winter Games

Average number of hours of television coverage per day of competition during the Vancouver 2010 Olympic Winter Games:

- Bobsleigh: 50 (6 days)
- Skeleton: 50 (2 days)

Number of global viewers watching the average minute of coverage from the Vancouver 2010 Olympic Winter Games:

- Bobsleigh: 34.1 million
- Skeleton: 14.8 million

Percentage of coverage from the Vancouver 2010 Olympic Winter Games which was aired during prime time:

- Bobsleigh: 9%
- Skeleton: 8%

NEW MEDIA PENETRATION

Average daily number of visits to the FIBT's official website in 2009 (data from the 2007 report in brackets): 23,374 (22,274)

Average monthly unique visitors in 2010: 27,419²

1. Based on a study by SI (Sponsorship Intelligence) during the Vancouver 2010 Olympic Winter Games

2. Source: FIBT

Number of visits to the Bobsleigh page of the IOC website during the Turin 2006 Olympic Winter Games: 118,374 (9% of all Olympic winter sports visits)

Number of visits to the Bobsleigh page of the IOC website during the Vancouver 2010 Olympic Winter Games: 11,410 (5.4% of all Olympic winter sports visits)

New Media Platforms

The FIBT states that it has developed new media platforms on Facebook and YouTube to increase the popularity of the sport.

> JUDGING AND REFEREEING

TRANSPARENCY AND FAIRNESS ON THE FIELD OF PLAY

Judging has relatively no impact on the results of Bobsleigh and Skeleton events.

Judging/refereeing system

Bobsleigh and Skeleton events being timed disciplines, no subjective judging is involved. Timing services at each venue and competition are provided by an independent agency under contract and instruction of the FIBT. Officials are on site at all competition venues to ensure fairness.

At the beginning and end of every competition season, meetings with Jury Members (Judges) are organized in order to exchange observations about the past season and to prepare for the new one. Each Jury President must submit a written report at the conclusion of every competition.

Training of judges and referees

All judges for juries undergo a period of on the job apprenticeship, training and evaluation, before sitting an examination. Successful candidates are licensed as jury members. Individuals then continue their apprenticeship by serving as jury members starting at junior races and then progressing via the senior races to the World Championships and Olympic Winter Games.

Selection of judges and referees

All FIBT races are presided over by juries; the Vice-President of Sport selects the members of the jury for each competition. The appointments are vetted and ratified by the Executive. The individuals selected are drawn from the list of all those individuals who have passed the relevant jury exam and hold a valid jury licence.

Evaluation of judges and referees

All Juries and race officials are evaluated on a competition-by-competition basis, which is supported by an annual assessment. Senior on-site officials and race organisers complete assessments, which are compiled and evaluated by the Sports Committee and ratified by the Executive Board of the Federation.

Ethical rules for officials

The FIBT states that it has not implemented ethical rules for technical officials.

> ENVIRONMENT

ENVIRONMENT – EXPERT ANALYSIS

Environmental impact of the sport

As in the 2007 Olympic Programme Commission report, Bobsleigh and Skeleton were assessed as having a high impact on the environment. They are considered to have the most impacting venues, as they both require permanent constructions, technical buildings and have a huge permanent impact on the surrounding landscape.

The Bobsleigh and Skeleton venue is usually built in a mountain environment, on an inclined slope in a fragile ecosystem. Due to health and safety risks it is often located away from densely populated areas. The venue requires a very complex artificial refrigeration system which contains up to 50 tons of ammonia or other chemical coolants.

Evaluation of the FIBT's environmental programme, action plans and environmental assessments in preparation for Continental and World events as well as major constructions

As in 2007, the FIBT states that it has an environmental programme and action plans in place. According to the information provided by the Federation, the FIBT Track Commission conducts environmental assessments in preparation for events and major construction work as part of a complete analysis of prospective new sites, and the document entitled "The FIBT and the Environment – A Strategy for Action" is the FIBT's action plan for its approach to the environmental management of facilities.

It is recommended that very careful consideration should be put on the refrigerant system and the related risks posed to the environment and the human beings.

In regards to venue construction, the FIBT shares with the FIL a joint Track Construction Commission. This Commission works in close cooperation with the Olympic Organizing Committees – that are ultimately financially and environmentally responsible for the construction of new facilities.

> ATHLETES

ATHLETE REPRESENTATION

The FIBT has an Athletes' Commission, wherein 66.7% of members are elected by their peers and 33.3% are appointed by the FIBT.

Athletes have the right to vote within the decision making bodies of the FIBT through their Committees process.

ATHLETE SUPPORT SERVICES WITHIN THE IF

The FIBT does not have a programme or resources to assist athletes with the post-athletic career transition or combining sport and studies.

ATHLETES' ENTOURAGE

The FIBT does not currently have any initiatives or specific tools to inform and monitor the athletes' entourage.

ANTI-DOPING

Number of out-of-competition tests

- 2004: 0
- 2005: 0
- 2008: 19
- 2009: 78

Total number of tests and results

Total number of tests reported by all accredited laboratories in 2005: 60

Total number of tests reported by all accredited laboratories in 2009: 1227

Total number of the 60 tests reported in 2005 which resulted in Anti-Doping Rule violations: 0 (0%)

Total number of the 1227 tests reported in 2009 which resulted in Anti-Doping Rule violations: 2 (0.16%)

ATHLETE'S HEALTH

Injury surveillance programme(s)

The FIBT states that it has an injury surveillance programme in place; an injury form is filled out by the race physician for each athlete at each FIBT event.

Ability to alter rules, regulations and/or competition formats

The FIBT states that procedures are in place to swiftly alter rules, regulations and/or competition formats with the aim of protecting the health, safety and security of athletes. If at any FIBT event, there are factors that can endanger the athletes, the Race Director and the Jury can make decisions to increase safety. If there is an even larger safety issue, the Executive Committee can make ad hoc decisions without the approval of the Congress.

Regular review processes of a competition venue (including the field of play and equipment)

The FIBT states that regular review processes are in place and conducted to ensure the safety and security of a competition venue (including the field of play and equipment). All tracks are reviewed before each race by the Race Director, and the medical committee reviews the quality of medical services at each track yearly.

Pre-competition health checks

The FIBT states that it requires that no routine pre-competition health checks are conducted. However, all athletes must have a valid International License before competing and a medical examination is compulsory before an athlete receives a License.

Medical expert on the IF Executive Board

The FIBT states that a health, safety and security expert (medical expert) does not sit on its Executive Board.

Additional Health, Safety and Security measures

The FIBT states that it has also developed track staff and medical staff training to monitor and ensure the health, safety and/or security of athletes.

TECHNICAL EVOLUTION OF THE SPORT

The FIBT has instituted means to control the technical evolution within the sport regarding:

- **Sport equipment:** The FIBT monitors the bobsleds and skeleton sleds that are used in competition and ensures that rules regarding the equipment are updated regularly.
- **Competition clothing:** The FIBT monitors the competition clothing used by athletes and ensures that rules regarding the competition clothing are updated regularly.

> DEVELOPMENT

DEVELOPMENT OF THE IF

Strategic planning for the period 2011-2014

The FIBT states that under its new President it is currently working on a strategy plan for the 2011-2014 period. The strategy of the plan will focus on the following areas: Development program for youth and Youth Olympic Program, development program such as bobsleigh & skeleton schools for beginners, programs for smaller nations to be supported by experienced coaches and technicians, seminars for coaches and athletes such as post-career, technical development, track & field education; Post-use of new built tracks: program to educate post-management after Olympic Games.

Finance (data from the 2007 report in brackets)

Percentage of the Federation's total income coming from Olympic revenues; 2006-2009: 55.4% (60.8%)

Percentage of the Federation's total income generated by marketing and broadcasting; 2006-2010: 39.6% (37%)

DEVELOPMENT OF THE SPORT

Summary of the three main development programmes run by the FIBT between 2006 and 2009

1. **Grassroots programme** – Bobsleigh and Skeleton development coaches are appointed and paid for by the FIBT to work with new and developing nations, both on and off the ice, throughout the year to develop their teams and assist mainly with recruitment, training and competition programmes.
2. **Development programme** – Individual senior nations partner with small developing nations to assist in the growth of the sport by means of access to coaching, technical equipment assistance, participation in national events and preferential access to track facilities.
3. **Schools** – The FIBT runs a series of Bobsleigh and Skeleton schools in North America and Europe which are open to teams from developing nations. In a second step, we have Advanced Driver schools to develop athletes and coaches whom the Member Federations have identified as showing talent, commitment and interest in FIBT disciplines. Athletes who attend the FIBT Advanced Schools are “experienced beginners” who have either graduated from the FIBT's beginner's schools or have had other bobsleigh or skeleton experience in order to be eligible to attend the Advanced School. Since 2006, 215 athletes have graduated from the FIBT Advanced Schools: 128 bobsleigh and 87 skeleton athletes. Of the 128 bobsleigh athletes, 76 attended the schools as pilots, including 53 men and 23 women. In addition, a total of 35 international bobsleigh and skeleton coaches have trained at the FIBT Advanced School. FIBT Advanced School Graduates made up a significant 37% of the Olympic field and won a total of four Olympic medals.

Existence of Continental Sport Development Programmes

The FIBT supports its Member National Federations through continental development programmes on four continents: America, Asia, Europe, and Oceania.

The FIBT allocates funds for specific activities and not to specific regions. Bobsleigh schools and developing nations' support programmes are based around Europe and North America, as there are no suitable facilities in many geographical regions.

Existence of Sport Development Programmes for Youth



The IF is planning to run the following development programmes aimed specifically at youth in preparation for the Youth Olympic Games in 2012:

1. **Schools** – The following three schools have been organized: Park City (USA), Igls (AUT), Lake Placid (USA). Participation in the schools is free of charge. The young athletes are permitted to invite their trainers/supervisors so that the expert FIBT coaches can work with them to develop personalized training plans that also incorporate proven methodologies.
2. **Training sessions for young athletes on the Igls, St. Moritz and Winterberg tracks** – These and any subsequent training sessions will be restricted to weekends in order to help the young athletes, for the most part students, to avoid missing school.
3. **Training sessions in connection with European Cup and America’s Cup competitions** – Young athletes will also be given the opportunity to participate European Cup and America’s Cup competitions as pilot sleds. In addition, they will be able to observe more experienced athletes while they train and compete, thus acquiring both knowledge and confidence. Moreover, they will be provided with technical assistance from qualified coaches. Over the long term (after 2012), a project will be drafted for the development of special bobsleds and skeleton sleds specifically suited to young athletes, with the eventual goal of building standard sleds at a reasonable cost.

GENDER EQUITY


In the sport

Percentage of Member National Federations which took part in qualifying events for the Olympic Winter Games:

			
Turin 2006	Bobsleigh	63	35
	Skeleton	63	35
Vancouver 2010	Bobsleigh	46.7	33.3
	Skeleton	46.7	33.3

In the IF governing body

Composition of Executive (data from the 2007 report in brackets):

 : 7 (9)  : 0 (2)

The FIBT Executive has a female membership of 0% (18.2)

Women in Sport Commission

The FIBT states that it does not currently have a Women in Sport Commission.

SPORT FOR ALL

The FIBT states that it does not currently have a Sport for All Commission.

> COSTS

VENUES COSTS AT THE OLYMPIC WINTER GAMES

Venue costs for Bobsleigh and Skeleton are considered high to very high (IOC gross capacity guideline - 11,000).

With few exceptions, recent past and current host cities have had to construct new sliding tracks. The bobsleigh and skeleton track requires a fairly specific topography and relatively steep slopes at the site. Construction of the track, support facilities, roadways, and supporting utilities add up to a venue cost that is in the high to very high range. The energy and environmental considerations of ammonia based refrigeration systems also add to ongoing operating costs that are relatively expensive.

The venue is shared with Luge.

The legacy use is highly dependent on the popularity of Bobsleigh, Luge and Skeleton in the host country or region. The venue legacy is not financially sustainable without significant subsidies post-Games.

OPERATIONAL COSTS AT THE OLYMPIC WINTER GAMES

Technology requirements at competition venues

Level of technology costs at the Olympic Winter Games:

- Bobsleigh: Considerable
- Skeleton: Medium

Level of technology complexity at the Olympic Winter Games:

- Bobsleigh: Medium
- Skeleton: Medium

Television production cost

Bobsleigh: Television production for this sport cost EUR 220,722 per day of competition at the Vancouver 2010 Olympic Winter Games. There were 6 competition days and 41 hours of production, with an average cost/hour of EUR 32,301.

Skeleton: Television production for this sport cost EUR 605,711 per day of competition at the Vancouver 2010 Olympic Winter Games. There were 2 competition days and 24 hours of production, with an average cost/hour of EUR 50,476.



WCF

WORLD CURLING FEDERATION

OVERVIEW _____	30
HISTORY AND TRADITION _____	30
UNIVERSALITY _____	31
POPULARITY AND ATTENDANCE _____	33
AUDIENCE AND MEDIA _____	34
JUDGING AND REFEREEING _____	35
ENVIRONMENT _____	36
ATHLETES _____	36
DEVELOPMENT _____	38
COSTS _____	40



IBU

FIBT

WCF

IIHF

FIL

ISU

FIS

> OVERVIEW

DISCIPLINES, EVENTS

Events at the Vancouver 2010 Olympic Winter Games

2 events:

- Men's Tournament
- Women's Tournament

Description of events

During each end, two competing teams take turns pushing eight 19.96kg stones towards a series of concentric circles, with the object being to get the stones as close to the centre of the circles as possible. Each game consists of ten "ends".

Number of IF competition days during the 16-day Vancouver 2010 Olympic Winter Games schedule: 12

Evolution in number of Olympic events since 1924

	1924	1928	1932	1936	1948	1952	1956	1960	1964	1968	1972	1976	1980	1984	1988	1992	1994	1998	2002	2006	2010
♂	1	-	-	-	-	-	-	-	-	-	-	-	-	-	-	-	-	1	1	1	1
♀	-	-	-	-	-	-	-	-	-	-	-	-	-	-	-	-	-	1	1	1	1
Total	1	-	-	-	-	-	-	-	-	-	-	-	-	-	-	-	-	2	2	2	2

QUOTAS

Vancouver 2010 Olympic Winter Games: 100 athletes – 50 men, 50 women

> HISTORY AND TRADITION

HISTORY OF THE SPORT'S STRUCTURE

Establishment

Year of establishment of the WCF: 1966

Olympic Winter Games

Year of introduction to the Programme of the Olympic Winter Games:

♂: 1924 ♀: 1998

Number of times on the Programme of the Olympic Winter Games:

♂: 5 ♀: 4

World Championships

Year of first World Championships:

♂ : 1959 ♀ : 1979

Number of World Championships held to date:

♂ : 52 ♀ : 32

Format of World Championships:

- Frequency: Annual
- World Curling Championships for men and for women are held independently.

> UNIVERSALITY

MEMBER NATIONAL FEDERATIONS

The WCF has 46 Member National Federations (data from the 2007 report in brackets):

Africa	0	(0)
America	4	(4)
Asia	5	(5)
Europe	37	(33)
Oceania	2	(2)
Total	48	(44)

Evolution in total number of Member National Federations since 1991:

	1991	1996	2000	2005	2010
Member NFs	20	31	35	44	48

ACTIVE MEMBER NATIONAL FEDERATIONS

Percentage of Member National Federations which organise National Championships (data from the 2007 report in brackets):

Africa	0	(0)
America	50	(50)
Asia	80	(100)
Europe	85.7	(84.8)
Oceania	100	(100)
Worldwide	82.6	(84.1)

Percentage of Member National Federations which took part in qualifying events for the Vancouver 2010 Olympic Winter Games:

Africa		America		Asia		Europe		Oceania	
♂	♀	♂	♀	♂	♀	♂	♀	♂	♀
0	0	75	50	80	60	82.9	62.9	100	100

Percentage of Member National Federations which took part in qualifying events for the last WCF World Championships:

Africa		America		Asia		Europe		Oceania	
♂	♀	♂	♀	♂	♀	♂	♀	♂	♀
0	0	75	50	80	60	80	54.3	100	100

Age groups for which the WCF organises Junior World Championships:

♂ : Under 21 ♀ : Under 21

Number of Member National Federations which took part in the last WCF Junior World Championships (eldest age category):

Africa		America		Asia		Europe		Oceania	
♂	♀	♂	♀	♂	♀	♂	♀	♂	♀
0	0	2	2	1 (2)	1 (2)	7 (12)	7 (9)	0 (1)	0 (2)

Note: Number of Member NFs participating limited by format of competition. Figures in brackets indicate number of NFs who took part in zonal qualifying competitions, but did not qualify.

GLOBAL SPREAD OF EXCELLENCE

Number of medals awarded at the Vancouver 2010 Olympic Winter Games (1 gold, 1 silver, 1 bronze per event): 6

Continental distribution of medals awarded at the Vancouver 2010 Olympic Winter Games, as a percentage (data from Turin 2006 in brackets):

Africa	America	Asia	Europe	Oceania
0 (0)	33.3 (40)	16.7 (0)	50 (60)	0 (0)

Continental distribution of medals awarded at the Vancouver Olympic Winter Games since 1924 (as a percentage):

Africa		America		Asia		Europe		Oceania	
♂	♀	♂	♀	♂	♀	♂	♀	♂	♀
0	0	33.3	33.3	0	8.3	66.7	58.3	0	0

Continental distribution of medals awarded at the last three World Championships – as a percentage (data from the 2007 report in brackets):

Africa	America	Asia	Europe	Oceania
0 (0)	27.8 (33.3)	11.1 (0)	61.1 (66.7)	0 (0)

> POPULARITY AND ATTENDANCE

PARTICIPATION OF BEST ATHLETES IN THE OLYMPIC WINTER GAMES

All athletes are eligible and the best ones do compete in the Olympic Winter Games.

The requirement for each National Federation to qualify each year for a World Curling Championship (WCC), along with the need to accumulate points over the qualification period, ensures that consistently high standards are necessary to achieve Olympic participation. The WCF uses the World Curling Championships (WCC) for Men and Women as qualifying competitions and qualification for a WCC each year is obtained through zonal qualification competitions.

TICKET SALES AND ATTENDANCE

40,572 tickets were sold at the Salt Lake City 2002 Olympic Winter Games, consisting of:

- 97.6% of the 41,570 tickets available in Curling;
- 2.8% of the total number of tickets sold for all events.

42,267 tickets were sold at the Turin 2006 Olympic Winter Games, consisting of:

- 76.6% of the 55,170 tickets available in Curling;
- 5.0% of the total number of tickets sold for all events.

153,468 tickets were sold at the Vancouver 2010 Olympic Winter Games, consisting of:

- 96% of the 159,862 tickets available in Curling;
- 11% of the total number of tickets sold for all events.

Percentage of occupied seats at the Vancouver 2010 Olympic Winter Games: 88%

MEDIA ACCREDITATION REQUESTS

Average number of media accreditations granted at the last two World Championships (data from the 2007 report in brackets):

♂ : 120 (193)

♀ : 115 (107)

MAJOR SPONSORS

Five major sponsors of the WCF and kind of benefits provided:

	Cash	VIK	Discounts	Services	Other
Ford	x	x			
Le Gruyère	x	x			
Capital One (finance)	x				
DB Schenker (logistics)	x			x	
Jet Ice (Ice Rink Supplies)	x			x	

> AUDIENCE AND MEDIA

BROADCAST RIGHTS

Number of countries acquiring broadcast rights for the last WCF World Championships:

- TV rights: 56
- New media rights: 56

TELEVISION COVERAGE¹

Olympic Winter Games

Average number of hours of television coverage per day of competition during the Vancouver 2010 Olympic Winter Games: 94 (12 days)

Number of global viewers watching the average minute of coverage from the Vancouver 2010 Olympic Winter Games: 22.6 million

Percentage of coverage from the Vancouver 2010 Olympic Winter Games which was aired during prime time: 13%

NEW MEDIA PENETRATION

Average daily number of visits to the WCF's official website in 2009 (data from the 2007 report in brackets): 600 (710)

Average monthly unique visitors (after new website launch in November 2009 to December 2010): 13,505²

Number of visits to the Curling page of the IOC website during the Turin 2006 Olympic Winter Games: 193,284 (14% of all visits)

Number of visits to the Curling page of the IOC website during the Vancouver 2010 Olympic Winter Games: 33,900 (16% of all visits)

New Media Platforms

The WCF states that it has developed new media platforms on Facebook and Twitter to increase the popularity of the sport.

1. Based on a study by Sponsorship Intelligence (SI) during the Vancouver 2010 Olympic Winter Games

2. Source: WCF

> JUDGING AND REFEREEING

TRANSPARENCY AND FAIRNESS ON THE FIELD OF PLAY

Judging has a low impact on the results of Curling competitions.

Judging/refereeing system

The playing system contains elements to ensure fairness and equality among teams with equal distribution of the following: Last stone advantage at first end of games, sets of stones used by each team, sheets of ice played on, and time of day games take place. Electronic handles are attached to curling stones containing a light which indicates clearly to athletes and Umpires when a stone has not been released from the hand by a certain point on the ice. This eliminates the human element of an Umpire having to determine by observation, every shot played over the time span of a game. Each game must produce a clear winner on points, extra ends being played if the teams are level after the regulation number. The score after each end is agreed by skips and displayed on scoreboards located at each end of the ice sheet.

The Rules of Play and Competition are reviewed regularly by the WCF Rules Committee, with consideration given to submission by athletes and officials.

Training of judges and referees

The WCF runs training seminars for umpires at different levels which are open to all National Federation members. The major Curling National Federations also run their own courses and have their own internal certification system. On request, the WCF will train potential umpires for an individual National Federation if the need and numbers justify it.

Selection of judges and referees

The WCF appoints the Chief and Assistant Chief Umpires for WCCs. These appointments are made by the WCF Competition Committee from the pool of qualified officials, usually in consultation with the Organising Committee of the WCC in question. All other competition officials who have decision making authority which could have an impact on the game, must be approved by the WCF.

Evaluation of judges and referees

Evaluation of participants at WCF training courses is carried out prior to certification. Following each WCC, the Chief Umpire submits a report on the event highlighting any problems experienced, detailing resolutions, and any follow up action required. The WCF Director of Competitions is responsible for the evaluation of umpiring at WCCs.

Ethical rules for officials

The WCF states that it has implemented ethical rules for technical officials through the WCF Officials reference manual, which details the role and ethical code they are expected to follow. The manual cites twelve rules which make up the Code of Ethics to be followed by all WCF Chief Umpires.

> ENVIRONMENT

ENVIRONMENT – EXPERT ANALYSIS

Environmental impact of the sport

As in the 2007 Olympic Programme Commission report, Curling is assessed as having a low impact on the environment. It is considered to have some of the less impacting venues because they are usually located in metropolitan areas, in an already degraded natural environment, and also represent an occasion for refurbishing existing buildings or upgrading metropolitan districts.

In addition – according to the information provided by the Federation – World Curling Championships and Qualifying Events are always held in existing arenas, frequently in Ice Hockey and/or Skating venues. This is because the majority of Curling Clubs do not have the spectator capacity required.

Evaluation of the WCF's environmental programme, action plans and environmental assessments in preparation for Continental and World events as well as major constructions

The WCF states that it is frequently involved in assisting and advising on the construction of curling facilities, and that the environmental issues are covered during that process.

The “Technical requirements for good playing and environmental conditions in a new curling rink”, drafted by the WCF, mainly contain technical requirements. Given the high level of standardisation of the curling venues (and of all the ice venues in general), detailed requirements could be identified and applied to all the big events.

> ATHLETES

ATHLETE REPRESENTATION

The WCF states that it currently does not have an Athletes' Commission, but has been represented by Curling Olympians at meetings of the IOC Athletes Commission.

Athletes have the right to vote in the commissions, technical committees and in the executive bodies within the WCF. Athletes may be nominated for the positions of voting representatives of Member Associations, and can also be nominated for a position on the WCF Executive Board by representatives of Member Associations, with full participation and voting rights.

ATHLETE SUPPORT SERVICES WITHIN THE IF

The WCF does not currently have a programme or resources to assist athletes with the port-athletic career transition or combining sport and studies.

ATHLETES' ENTOURAGE

The WCF has developed initiatives to inform and monitor the athletes' entourage (coaches specifically). It is mandatory for team coaches to accompany their team at all briefings and meetings at championships, and they are included in the distribution of competition related material. They are responsible for team members' conduct on and off the ice, and have an important role to play with juniors in particular, in ensuring that WCF policies are adhered to. The WCF states that there are no agents involved in curling.

ANTI-DOPING

Number of out-of-competition tests

- 2004: 0
- 2005: 0
- 2008: 26
- 2009: 34

Total number of tests and results

Total number of tests reported by all accredited laboratories in 2005: 8

Total number of tests reported by all accredited laboratories in 2009: 74

Total number of the 8 tests reported in 2005 which resulted in Anti-Doping Rule violations: 0 (0%)

Total number of the 74 tests reported in 2009 which resulted in Anti-Doping Rule violations: 0 (0%)

ATHLETE'S HEALTH

Injury surveillance programme(s)

The WCF states that it does not have an injury surveillance programme in place.

Ability to alter rules, regulations and/or competition format

The WCF states that procedures are in place to swiftly alter rules, regulations and/or competition format with the aim of protecting the health, safety and security of athletes. The Board can take executive action on the advice of the Director of Competitions.

Regular review processes of a competition venue (including the field of play and equipment)

The WCF states that regular review processes are in place and conducted to ensure the safety and security of a competition venue (including the field of play and equipment). Pre-competition site surveys are conducted to give advice to local Organising Committees on control and safety. A risk assessment of each venue is conducted prior to the start of any competition by the Chief Umpire, in conjunction with the Organising Committee, and any potential problems or hazards identified, and where possible, rectified.

Pre-competition health checks

The WCF states that it does not require that pre-competition health checks are conducted. However, details of each athlete's medical requirements, allergies, etc. are listed and made available to the Chief Umpire and/or a Medical Support team as required at WCF competitions.

Medical expert on the IF Executive Board

The WCF states that a health, safety and security expert (medical expert) does not sit on its Executive Board.

Additional Health, Safety and Security measures

The WCF states that it is the responsibility of the WCF Director of Competitions to ensure that adequate security arrangements have been put in place by the Organising Committee and/or local police as required.

TECHNICAL EVOLUTION OF THE SPORT

The WCF has instituted means to control the technical evolution within the sport regarding:

- **Sport equipment:** Electronic handles have been introduced to curling stones containing a light which indicates clearly to athletes and Umpires when a stone has not been released from the hand by a certain point on the ice. This eliminates the human element of an Umpire having to determine by observation, every shot played over the time span of a game.

> DEVELOPMENT

DEVELOPMENT OF THE IF

Strategic planning for the period 2011-2014

The WCF states that the major challenges and goals to be realized by the Federation from 2011 to 2014 will be to maintain and enhance the status of curling within the Olympic and Paralympic family of sports; to accept new member associations into the WCF; to develop the number and quality of curlers in existing member associations; to offer and enhance development programs offered to members; and to develop a strategy to remain attractive and relevant to future generations of curlers by 2014.

Finance (data from the 2007 report in brackets)

Percentage of the Federation's total income coming from Olympic revenues; 2006-2010: 70.4% (73.5%)

Percentage of the Federation's total income generated by marketing and broadcasting; 2006-2010: 22.5% (19.7%)

DEVELOPMENT OF THE SPORT

Summary of the three main development programmes run by the WCF between 2006 and 2009

1. **Development Assistance Programme** – Provides all the National Federations with the possibility to apply for financial assistance to cover the cost of the following – All types of curling equipment, instruction clinics with particular emphasis on youth, but including adult clinics, upgrading of officials, publicity and promotion and translation of Instruction manuals.
2. **Facilities** – To assist with the provision of dedicated curling facilities, the WCF provides financial assistance to National Federations through interest free loans. Projects considered are those which would either provide the first dedicated curling facility to a country, or provide a facility in an area of a country where there were no others. The WCF has to be satisfied that each project is financially viable, and that the facility will be constructed/adapted to a stipulated standard, both functionally and environmentally.
3. **Provision of Curling Stones** – The WCF provides assistance to National Federations by making available items of curling equipment, including stones and ice scraping machines, under a “delayed purchase” scheme with repayments spread over a number of years.

Existence of Continental Sport Development Programmes

The WCF supports its Member National Federations through continental development programmes on four continents.

Financial allocation of these programmes by continent (in percentages):

Africa	America	Asia	Europe	Oceania
0	9	11	76	4

Existence of Sport Development Programmes for Youth



The WCF runs the following development programmes aimed specifically at youth:

- The WCF annual Junior development training camp (for 13-20 year olds), the most recent involving 120 juniors from 21 countries.
- Smaller Junior camps conducted for individual National Federations.
- An Umpires course for Young Adults in preparation for the Youth Olympic Winter Games has also been organised with 17 participants from 7 National Federations.

GENDER EQUITY

In the sport

Percentage of Member National Federations which took part in qualifying events for the Olympic Winter Games:

		
Turin 2006	81.8	72.7
Vancouver 2010	90.5	69.0

In the IF governing body

Composition of Executive (data from the 2007 report in brackets):

 : 6 (6)  : 1 (1)

The WCF Executive has a female membership of 14%.

Women in Sport Commission

The WCF states that it does not currently have a Women in Sport Commission.

SPORT FOR ALL

The WCF states that it does not currently have a Sport for All Commission.

> COSTS

VENUES COSTS AT THE OLYMPIC WINTER GAMES

The venue cost was low in Salt Lake and Torino, and moderate in Vancouver (IOC gross capacity guideline – 3,000).

In Salt Lake a new venue was built in preparation for the Games. In Torino an existing venue was renovated. In Vancouver a new venue was built for the Games. The cost of the venue is dependent on its legacy use.

Due to the tournament style of play of the Olympic Winter Games, the venue cannot be shared.

The venue provides good legacy as a multi-purpose facility for ice sports or other uses.

OPERATIONAL COSTS AT THE OLYMPIC WINTER GAMES

Technology requirements at competition venues

Level of technology costs at the Olympic Winter Games: Considerable

Level of technology complexity at the Olympic Winter Games: Medium

Television production costs

Television production for Curling cost EUR 218,571 per day of competition at the Vancouver 2010 Olympic Winter Games. There were 12 competition days and 697 hours of production, with an average cost/hour of EUR 3,763.



INTERNATIONAL
ICE HOCKEY
FEDERATION

IIHF

INTERNATIONAL ICE HOCKEY FEDERATION

OVERVIEW _____	42
HISTORY AND TRADITION _____	42
UNIVERSALITY _____	43
POPULARITY AND ATTENDANCE _____	45
AUDIENCE AND MEDIA _____	46
JUDGING AND REFEREEING _____	46
ENVIRONMENT _____	47
ATHLETES _____	48
DEVELOPMENT _____	50
COSTS _____	52



IBU

FIBT

WCF

IIHF

FIL

ISU

FIS

> OVERVIEW

DISCIPLINES, EVENTS

Events at the Vancouver 2010 Olympic Winter Games

2 events

- Men's 12-team Tournament
- Women's 8-team Tournament

Description of events

Two teams, with five players and one goaltender per side at any time, play with curved sticks on an ice rink with the objective of shooting the puck into the opponent's net.

Number of IF competition days during the 16-day Vancouver 2010 Olympic Winter Games schedule: 16

Evolution in number of Olympic events since 1924

	1924	1928	1932	1936	1948	1952	1956	1960	1964	1968	1972	1976	1980	1984	1988	1992	1994	1998	2002	2006	2010
♂	1	1	1	1	1	1	1	1	1	1	1	1	1	1	1	1	1	1	1	1	1
♀	-	-	-	-	-	-	-	-	-	-	-	-	-	-	-	-	-	1	1	1	1
Total	1	1	1	1	1	1	1	1	1	1	1	1	1	1	1	1	1	2	2	2	2

QUOTAS

Vancouver 2010 Olympic Winter Games: 444 athletes – 276 men, 168 women

> HISTORY AND TRADITION

HISTORY OF THE SPORT'S STRUCTURE

Establishment

Year of establishment of the IIHF: 1908

Olympic Winter Games

Year of introduction to the Programme of the Olympic Winter Games:

♂ : 1924 ♀ : 1998

Note: Ice Hockey was also included in two prior editions of the Summer Olympic Games.

Number of times on the Programme of the Olympic Winter Games:

♂ : 21 ♀ : 4

World Championships

Year of first World Championships:

♂ : 1920 ♀ : 1990

Number of World Championships held to date:

♂ : 74 ♀ : 12

Format of World Championships:

- Frequency: Annual
- IIHF World Championships for men and for women are held independently.

> UNIVERSALITY

MEMBER NATIONAL FEDERATIONS

The IIHF has 69 Member National Federations (data from the 2007 report in brackets):

Africa	2	(2)
America	6	(5)
Asia	15	(15)
Europe	44	(41)
Oceania	2	(2)
Total	69	(65)

Evolution in total number of Member National Federations since 1991:

	1991	1996	2000	2005	2010
Member NFs	39	50	55	63	69

ACTIVE MEMBER NATIONAL FEDERATIONS

Percentage of Member National Federations which organise National Championships (data from the 2007 report in brackets):

Africa	50	(50)
America	50	(40)
Asia	60	(15.4)
Europe	80	(34.1)
Oceania	100	(0)
Worldwide	68%	(30.2)

Percentage of Member National Federations which took part in qualifying events for the Vancouver 2010 Olympic Winter Games:

Africa		America		Asia		Europe		Oceania	
♂	♀	♂	♀	♂	♀	♂	♀	♂	♀
0	0	50	33.3	6.7	13.3	65.9	38.7	0	0

Percentage of Member National Federations which took part in qualifying events for the last IIHF World Championships (Divisional Championships):

Africa		America		Asia		Europe		Oceania	
♂	♀	♂	♀	♂	♀	♂	♀	♂	♀
50	0	50	33.3	40	20	81.8	36.4	100	0

Age groups in which the IIHF organises Junior World Championships:

♂ : Under 18 and Under 20

♀ : Under 18

Number of Member National Federations which took part in the last IIHF Junior World Championships (eldest age category):

Africa		America		Asia		Europe		Oceania	
♂	♀	♂	♀	♂	♀	♂	♀	♂	♀
0	0	3	2	6	1	30	11	2	0

Note: Number of Member NFs participating limited by Minimum Participation Standards

GLOBAL SPREAD OF EXCELLENCE

Number of medals awarded at the Vancouver 2010 Olympic Winter Games (1 gold, 1 silver, 1 bronze per event): 6

Continental distribution of medals awarded at the Vancouver 2010 Olympic Winter Games – as a percentage (data from Turin 2006 in brackets):

Africa	America	Asia	Europe	Oceania
0 (0)	67 (40)	0 (0)	33 (60)	0 (0)

Continental distribution of medals awarded at the Olympic Winter Games since 1924 (as a percentage):

Africa		America		Asia		Europe		Oceania	
♂	♀	♂	♀	♂	♀	♂	♀	♂	♀
0	0	37.9	66.7	0	0	62.1	33.3	0	0

Continental distribution of medals awarded at the last three World Championships – as a percentage (data from the 2007 report in brackets):

Africa	America	Asia	Europe	Oceania
0 (0)	22.2 (33.3)	0 (0)	77.8 (66.7)	0 (0)

> POPULARITY AND ATTENDANCE

PARTICIPATION OF BEST ATHLETES IN THE OLYMPIC WINTER GAMES

All athletes are eligible and the best ones do compete in the Olympic Winter Games.

The qualification system for both men and women ensures that the top teams of the IIHF rankings qualify for the Olympic Winter Games tournaments.

TICKET SALES AND ATTENDANCE

361,724 tickets were sold at the Salt Lake City 2002 Olympic Winter Games, consisting of:

- 95.3% of the 379,403 tickets available in Ice Hockey;
- 24.9% of the total number of tickets sold for all events.

325,715 tickets were sold at the Turin 2006 Olympic Winter Games, consisting of:

- 78.1% of the 417,209 tickets available in Ice Hockey;
- 38.2% of the total number of tickets sold for all events.

650,056 tickets were sold at the Vancouver 2010 Olympic Winter Games, consisting of:

- 100% of the 650,056 tickets available in Ice Hockey;
- 46.8% of the total number of tickets sold for all events.

Percentage of occupied seats at the Vancouver 2010 Olympic Winter Games: 85%

MEDIA ACCREDITATION REQUESTS

Average number of media accreditations granted at the last two World Championships (data from 2007 report in brackets):

♂: 1250 (1201) ♀: 90 (75)

MAJOR SPONSORS

Major sponsors of the IIHF and kind of benefits provided:

	Cash	VIK	Discounts	Services	Other
Nike	x	x	x	x	x
Tissot		x	x		
Gear Manufacturers	x	x	x		

> AUDIENCE AND MEDIA

BROADCAST RIGHTS

Number of countries acquiring broadcast rights for the last IIHF World Championships:

- TV rights: 89
- New media rights: 65

TELEVISION COVERAGE¹

Olympic Winter Games

Average number of hours of television coverage per day of competition during the Vancouver 2010 Olympic Winter Games: 154 (16 days)

Number of global viewers watching the average minute of coverage from the Vancouver 2010 Olympic Winter Games: 28.5 million

Percentage of coverage from the Vancouver 2010 Olympic Winter Games which was aired during prime time: 19%

NEW MEDIA PENETRATION

Average daily number of visits to the IIHF's official website in 2009 (data from 2007 report in brackets): 231,153 (10,000)

Average daily number of visits to the IIHF's official website during the Vancouver 2010 Olympic Winter Games: 107,626²

Number of visits to the Ice Hockey page of the IOC website during the Turin 2006 Olympic Winter Games: 302,858 (22% of all Olympic winter sports visits)

Number of visits to the Ice Hockey page of the IOC website during the Vancouver 2010 Olympic Winter Games: 36,300 (17% of all Olympic winter sports visits)

New Media Platforms

The IIHF states that it has developed the official website at www.IIHF.com, extended its web team and blogs during events, and used video platforms and Facebook (23,000 fans) to increase the popularity of the sport.

> JUDGING AND REFEREEING

TRANSPARENCY AND FAIRNESS ON THE FIELD OF PLAY

Judging has a low impact on the results of Ice Hockey competitions.

Judging/refereeing system

The selection process ensures that IIHF Game Officials are evaluated at lower level IIHF competitions by IIHF Referee Supervisors (who forward their recommendations to the IIHF Office) before they are nominated to top events. The games played in tournaments are officiated by neutral game officials from countries other than those of the competing teams.

1. Based on a study by Sponsorship Intelligence (SI) during the Vancouver 2010 Olympic Winter Games

2. Source: IIHF

Training of judges and referees

A Pre-Olympic seminar is organised by the IIHF for IIHF Referees, followed by separate Pre-Olympic official game meetings for all male and female game officials (referees and linesmen) two days before the start of the hockey tournament. The meetings are conducted by selected IIHF Referee Supervisors who have their own meeting three days before the start of the hockey tournament.

Selection of judges and referees

The IIHF Referee Committee, together with the IIHF, prepares the list of IIHF game officials whom they recommend for Olympic Winter Games based on their performance in the previous top IIHF events. The list is first approved by the IIHF Council and then by the participating National Associations during the Semi Annual Congress.

Evaluation of judges and referees

Game officials are evaluated after each game following the IIHF evaluation process described in the IIHF Referee Supervisor Handbook and Officiating Procedures Manual by the IIHF Referee Supervisor nominated for each game. They subsequently receive feedback on their evaluation from the IIHF Referee Supervisor.

Ethical rules for officials

The IIHF states that it has implemented ethical rules for technical officials through the IIHF Bylaws contained within the IIHF statutes. Players, team officials, on and off ice officials and IIHF representatives assigned to an IIHF Event, shall not be involved before and during an event in any gambling and betting activities such as: placing bets or encouraging someone to place bets; Accepting compensation to affect results; Giving information either directly or indirectly which impacts on betting/odds. Any infringement of this prohibition will result in disciplinary sanctions by the IIHF Disciplinary Committee. Any person asked to violate this Bylaw must immediately report the approach to the Directorate Chairman.

> ENVIRONMENT

ENVIRONMENT – EXPERT ANALYSIS

Environmental impact of the sport

As in the 2007 Olympic Programme Commission report, Ice Hockey is assessed as having a low impact on the environment. It is considered to have some of the less impacting venues because they are usually located in metropolitan areas, in an already degraded natural environment, and also represent an occasion for refurbishing existing buildings or upgrading metropolitan districts.

Evaluation of the IIHF's environmental programme, action plans and environmental assessments in preparation for Continental and World events as well as major constructions

The IIHF has made progress from 2007 and – in its new committee structure which followed the elections in 2008 – has established an Environment Committee. This Committee is made up of four members and is currently defining the IIHF's environmental future strategies and projects.

> ATHLETES

ATHLETE REPRESENTATION

The IIHF does not currently have an Athletes' Commission.

Athletes do not have the right to participate in decisions of the IIHF Executive.

Athletes do not have the right to vote within the decision making bodies of the IF (neither Commissions and technical committees, nor Executive bodies).

ATHLETE SUPPORT SERVICES WITHIN THE IF

The IIHF does not currently have a programme or resources to assist athletes with the post-athletic career transition or combining sport and studies.

ATHLETES' ENTOURAGE

The IIHF states that it has established an Agent Working Group to inform and monitor the athletes' agents. The agent working group decided to create a player agent labelling system where each individual Member National Federation (MNA) is responsible for granting each respective Player Agent his/her license if he/she meets a specific set of requirements. For an MNA to gain the ability to license Player Agents, it must also meet a specific set of minimum requirements. Once an Agent is licensed with one MNA, he is considered registered as an IIHF Player Agent, and is, therefore, licensed to work in all countries that have obtained the IIHF Player Agent Label.

With respect to player's entourage, the regulations attempt to implement a rule that requires all clubs to provide accreditation to the respective player's Player Agent. However, at this time, IIHF has not made this rule mandatory as the club must merely use best efforts to provide accreditation to the Player Agent. The regulations are still in the draft stage. The IIHF has not made any final decisions with respect to its Player Agent Regulations.

ANTI-DOPING

Number of out-of-competition tests

- 2004: 50, all of which were conducted or financed by the IIHF
- 2005: 137, all of which were conducted or financed by the IIHF
- 2008: 44, all of which were conducted or financed by the IIHF
- 2009: 28, all of which were conducted or financed by the IIHF

Total number of tests and results

Total number of tests reported by all accredited laboratories in 2005: 2,751

Total number of tests reported by all accredited laboratories in 2009: 6,065

Total number of the 2,751 tests reported in 2005 which resulted in Anti-Doping Rule violations: 12 (0.44%)

Total number of the 6,065 tests reported in 2009 which resulted in Anti-Doping Rule violations: 33 (0.54%)

ATHLETE'S HEALTH

Injury surveillance programme(s)

The IIHF states that it has an injury surveillance programme in place; a special report is delivered at the IIHF Semi-Annual Congress and then made available on the IIHF web site.

Ability to alter rules, regulations and/or competition format

The IIHF states that procedures are in place to swiftly alter rules, regulations and/or competition format with the aim of protecting the health, safety and security of athletes. IIHF Medical Regulations are reviewed annually. IIHF Rules reviewed every 4 years. Special meetings called if necessary to address major issues. Rule Interpretation Bulletins issues for clarity if needed.

Regular review processes of a competition venue (including the field of play and equipment)

The IIHF states that regular review processes are in place and conducted to ensure the safety and security of a competition venue (including the field of play and equipment). A pre-event site inspection is made. A Pre-event Medical Questionnaire is completed and returned by each Organiser. A second visit is made just prior to the beginning of the competition.

Pre-competition health checks

The IIHF states that it requires that pre-competition health checks are conducted; such practices are recommended, but not enforced. In addition, pre-Championship Medical Examinations of Game Officials are conducted by the IIHF.

Medical expert on the IF Executive Board

The IIHF states that a health, safety and security expert (medical expert) sits on its Executive Board.

Additional Health, Safety and Security measures

The IIHF states that it has also developed a Chief Medical Officer Symposia & web site, annual assignment of IIHF Medical Supervisors to IIHF Championships, and conferences on concussions and head injuries to monitor and ensure the health, safety and/or security of athletes.

TECHNICAL EVOLUTION OF THE SPORT

The IIHF has instituted means to control the technical evolution within the sport regarding:

- **Sport equipment:** The IIHF has created many ice hockey equipment rules to describe the equipment for production purposes and works directly with almost all equipment manufacturers to ensure that the equipment meets the rule. This is supplemented by Equipment Measurement Standards for goalkeepers and specific sizes for sticks. The rules also contain specifications how the equipment is to be worn or used in our competitions, controlled by assigned IIHF licensed Referees.
- **Competition clothing:** The IIHF has a contract with an international supplier to provide jerseys, pants and socks, produced to meet IIHF specifications, to all participating teams in the 5 categories of ice hockey played within the IIHF Championship Program operated annually.

> DEVELOPMENT

DEVELOPMENT OF THE IF

Strategic plans for the period 2011-2014

The IIHF states that the main elements of its strategic plan are: National Association Audits, player recruitment programs, annual educational symposium program, women's development program, leadership programs, a web based hockey educational resource centre, and the e-learning anti-doping web site.

Finance (data from the 2007 report in brackets)

Percentage of the Federation's total income coming from Olympic revenues; 2006-2010: 22% (29%)

Percentage of the Federation's total income generated by marketing and broadcasting; 2006-2010: 68% (57%)

DEVELOPMENT OF THE SPORT

Summary of the three main development programmes run by the IIHF between 2006 and 2009

1. **Hockey Development Camp** – Designed to provide education for all attendees: players, managers, coaches, equipment managers, game officials and administrators, all of whom have their own programmes in which they are actively involved during the camp. This is also an opportunity to expose the participants to competition at an international level using a very hands-on approach towards development.
2. **National Association Audits** – Designed to create a clear picture of the member national association structure, organisation, educational programs, members, leagues, registrations, operations, financial structure, facilities and health care services.
3. **The Hockey Centre** – An e-learning web site created by the IIHF with the Vierumaki Sport Institute to provide one-stop-shopping for all IIHF educational resources on a single web site providing written manuals, videos, PowerPoint presentations, pictures and schematics for the operation of educational seminars plus technical details and drills for coaches, referees, linesmen, beginners (Learn to Play), equipment managers, team managers, team doctors and instructors.

Existence of Continental Sport Development Programmes

The IIHF supports its Member National Federations through continental development programmes on all five continents.

Financial allocation of these programmes by continent - in percentages:

Africa	America	Asia	Europe	Oceania
5	5	30	55	5

Existence of Sport Development Programmes for Youth



The IIHF runs the following development programmes aimed specifically at youth and leadership development:

Educational resources include Learn to Play, Officiating Program, Coaching Program, Equipment Manager Program, Hockey Development Camp Operations Manual, Team Managers' Program, Player Recruitment, Educational programs are operated locally, nationally, regionally or globally depending upon the subject matter and its applicability.

GENDER EQUITY

In the sport

Percentage of Member National Federations which took part in qualifying events for the Olympic Winter Games:

		
Turin 2006	44.4	25.4
Vancouver 2010	35	22

In the IF governing body

Composition of Executive (data from the 2007 report in brackets):

 : 12 (12)  : 2 (2)

The IIHF Executive has a female membership of 14%.

Women in Sport Commission

The IIHF has established a Women's Committee. The Mandate of the IIHF Women's Committee is to design leadership resources and programs for national associations and the IIHF to use in developing and expanding the female sport, to create strategies for the growth and expansion of the female game within national associations, to monitor and analyze various forms of competitions to help expand the sport within the IIHF family and to develop strategies to showcase and promote women's ice hockey.

SPORT FOR ALL

The IIHF states that it does not currently have a Sport for All Commission.

> COSTS

VENUES COSTS AT THE OLYMPIC WINTER GAMES

Hockey venue 1 (IOC Gross Capacity Guideline – 10,000)

The venue costs can be highly variable depending on whether the venue is to be built new as in Salt Lake and Torino, or if the venue is an existing venue with no renovation needed as in Vancouver. When built new the costs are very high.

Due to the tournament style play of the Olympics, the venue cannot be shared.

The Hockey 1 venue is typically a multi-purpose arena with good legacy use.

Hockey venue 2 (IOC Gross Capacity Guideline – 6,000)

The costs can vary significantly from low to high depending on seating capacity and whether or not the legacy use includes university level or professional hockey or other sport teams.

Due to the tournament style play of the Olympics the venue cannot be shared.

The venue legacy is typically good. In Salt Lake the venue legacy is a community recreation centre and so the cost was low. In Vancouver the venue is a university multi-purpose arena and the cost was in the high range.

OPERATIONAL COSTS AT THE OLYMPIC WINTER GAMES

Technology requirements at competition venues

Level of technology costs at the Olympic Winter Games: Very high

Level of technology complexity at the Olympic Winter Games: High

Television production costs

Television production for Hockey cost EUR 218,940 per day of competition at the Vancouver 2010 Olympic Winter Games. There were 16 competition days and 316 hours of production, with an average cost/hour of EUR 11,086.



FIL

INTERNATIONAL LUGE FEDERATION

OVERVIEW	54
HISTORY AND TRADITION	54
UNIVERSALITY	55
POPULARITY AND ATTENDANCE	57
AUDIENCE AND MEDIA	58
JUDGING AND REFEREEING	58
ENVIRONMENT	59
ATHLETES	60
DEVELOPMENT	62
COSTS	64



IBU

FIBT

WCF

IIHF

FIL

ISU

FIS

> OVERVIEW

DISCIPLINES, EVENTS

Events at the Vancouver 2010 Olympic Winter Games

3 events:



- Men's Singles
- Women's Singles
- Doubles

Description of events

In singles, athletes take four runs down the track, with the fastest overall time determining the winner. Doubles competitions take place in a single day during which each team makes two runs.

Number of IF competition days during the 16-day Vancouver 2010 Olympic Winter Games schedule: 5

Evolution in number of Olympic events since 1924

	1924	1928	1932	1936	1948	1952	1956	1960	1964	1968	1972	1976	1980	1984	1988	1992	1994	1998	2002	2006	2010
	-	-	-	-	-	-	-	-	1	1	1	1	1	1	1	1	1	1	1	1	1
	-	-	-	-	-	-	-	-	1	1	1	1	1	1	1	1	1	1	1	1	1
Doubles	-	-	-	-	-	-	-	-	1	1	1	1	1	1	1	1	1	1	1	1	1
Total	-	-	-	-	-	-	-	-	3	3	3	3	3	3	3	3	3	3	3	3	3

QUOTAS

Vancouver 2010 Olympic Winter Games: 110 athletes – 40 men, 30 women, 40 athletes for doubles

> HISTORY AND TRADITION

HISTORY OF THE SPORT'S STRUCTURE

Establishment

Year of establishment of the FIL: 1957

Olympic Winter Games

Year of introduction to the Programme of the Olympic Winter Games:

 : 1964  : 1964 Doubles: 1964

Number of times on the Programme of the Olympic Winter Games:

 : 13  : 13 Doubles: 13

World Championships

Year of first World Championships:

♂ : 1955 ♀ : 1955 Doubles: 1955 Team competition: 1989

Number of World Championships held to date:

♂ : 41 ♀ : 41 Doubles: 40 Team competition: 18

Format of World Championships:

- Frequency: Annual, except for year of Olympic Winter Games
- Luge World Championships for men, women, doubles and team relay are held concurrently.

> UNIVERSALITY

MEMBER NATIONAL FEDERATIONS

The FIL has 53 Member National Federations (data from the 2007 report in brackets):

Africa	0	(0)
America	9	(9)
Asia	8	(7)
Europe	33	(32)
Oceania	3	(2)
Total	53	(50)

Evolution in total number of Member National Federations since 1991:

	1991	1996	2000	2005	2010
Member NFs	35	41	41	50	53

ACTIVE MEMBER NATIONAL FEDERATIONS

Percentage of Member National Federations which organise National Championships* (data from the 2007 report in brackets):

Africa	0	(0)
America	44.4	(22.2)
Asia	25	(42.9)
Europe	66.7	(56.3)
Oceania	0	(0)
Worldwide	52.9	(46)

* FIL states that the organisation of a national championship by a Member National Federation does not reflect the true participation numbers in their sport.

Percentage of Member National Federations which took part in qualifying events for the Vancouver 2010 Olympic Winter Games:

Africa			America			Asia			Europe			Oceania		
♂	♀	Doubles	♂	♀	Doubles	♂	♀	Doubles	♂	♀	Doubles	♂	♀	Doubles
0	0	0	44.4	44.4	22.2	50	12.5	12.5	57.6	54.5	27.3	33.3	33.3	0

Percentage of Member National Federations which took part in qualifying events for the last FIL World Championships:

Africa			America			Asia			Europe			Oceania		
♂	♀	Doubles	♂	♀	Doubles	♂	♀	Doubles	♂	♀	Doubles	♂	♀	Doubles
0	0	0	33.3	44.4	22.2	37.5	12.5	0	48.5	51.2	39.4	0	33.3	0

Age groups for which the FIL organises Junior World Championships:

♂: 15-20 ♀: 15-20 Doubles: 15-20

Number of Member National Federations which took part in the last FIL Junior World Championships (eldest age category):

Africa			America			Asia			Europe			Oceania		
♂	♀	Doubles	♂	♀	Doubles	♂	♀	Doubles	♂	♀	Doubles	♂	♀	Doubles
0	0	0	2	2	1	1	1	0	15	17	12	0	0	0

GLOBAL SPREAD OF EXCELLENCE

Number of medals awarded at the Vancouver 2010 Olympic Winter Games (1 gold, 1 silver, 1 bronze per event): 9

Continental distribution of medals awarded at the Vancouver 2010 Olympic Winter Games – as a percentage (data from Turin 2006 in brackets):

Africa	America	Asia	Europe	Oceania
0 (0)	0 (0)	0 (0)	100 (100)	0 (0)

Continental distribution of medals awarded at the Olympic Winter Games since 1964 (as a percentage):

Africa			America			Asia			Europe			Oceania		
♂	♀	Doubles	♂	♀	Doubles	♂	♀	Doubles	♂	♀	Doubles	♂	♀	Doubles
0	0	0	0	0	10.3	0	0	0	100	100	89.7	0	0	0

Continental distribution of medals awarded at the last three World Championships – as a percentage (data from the 2007 report in brackets):

Africa	America	Asia	Europe	Oceania
0 (0)	9 (25)	0 (0)	91 (75)	0 (0)

> POPULARITY AND ATTENDANCE

PARTICIPATION OF BEST ATHLETES IN THE OLYMPIC WINTER GAMES

All athletes are eligible and the best ones do compete in the Olympic Winter Games.

The 7% rule requires athletes to be within 7% of the best time during training prior to being allowed to participate in actual competitions. Since the FIL's norms for qualification at the Olympic Winter Games are also high, it can ensure that well trained athletes participate in the Olympic Winter Games.

TICKET SALES AND ATTENDANCE

64,104 tickets were sold at the Salt Lake City 2002 Olympic Winter Games, consisting of:

- 98.7% of the 64,916 tickets available in Luge;
- 4.4% of the total number of tickets sold for all events.

11,646 tickets were sold at the Turin 2006 Olympic Winter Games, consisting of:

- 35.5% of the 32,765 tickets available in Luge;
- 1.4% of the total number of tickets sold for all events.

25,198 tickets were sold at the Vancouver 2010 Olympic Winter Games, consisting of:

- 68% of the 37,055 tickets available in Luge;
- 1.8% of the total number of tickets sold for all events.

Percentage of occupied seats at the Vancouver 2010 Olympic Winter Games: 87%

MEDIA ACCREDITATION REQUESTS

Average number of media accreditations granted at the last two World Championships (data from the 2007 report in brackets): 150 (47)

MAJOR SPONSORS

Five major sponsors of the FIL and kind of benefits provided:

	Cash	VIK	Discounts	Services	Other
Viessman	x				
J. Eberspächer GmbH Co. KG	x				
Adidas	x	x			
Money Service Group	x				
DKB Bank	x				

> AUDIENCE AND MEDIA

BROADCAST RIGHTS

Number of countries acquiring broadcast rights for the last FIL World Championships:

- TV rights: 47 (live), 50 (delayed)
- New media rights: The European territory is granted to TV rights holders. Analysis of use and coverage was not assigned.

TELEVISION COVERAGE¹

Olympic Winter Games

Average number of hours of television coverage per day of competition during the Vancouver 2010 Olympic Winter Games: 58 (5 days)

Number of global viewers watching the average minute of coverage from the Vancouver 2010 Olympic Winter Games: 27.9 million

Percentage of coverage from the Vancouver 2010 Olympic Winter Games which was aired during prime time: 11%

NEW MEDIA PENETRATION

Average daily number of visits to the FIL's official website in 2009 (data from the 2007 report in brackets): 507 (100)

Average monthly unique visitors in 2009: 5,972²

Number of visits to the Luge page of the IOC website during the Turin 2006 Olympic Winter Games: 104,330 (8% of all Olympic winter sports visits)

Number of visits to the Luge page of the IOC website during the Vancouver 2010 Olympic Winter Games: 20,432 (9.6% of all Olympic winter sports visits)

New Media Platforms

The FIL states that it will publish footage on the YouTube Sport Accord Sports Hub in the near future to increase the popularity of the sport through new media platforms.

> JUDGING AND REFEREEING

TRANSPARENCY AND FAIRNESS ON THE FIELD OF PLAY

Judging has relatively no impact on the results of Luge competitions.

Judging/refereeing system

There are no subjective decisions in the sport of Luge. Luge runs are rated by an electronic timing system measuring in 1/1000 of a second. Controls are carried out in regards to temperature, sled weight and size, and weight of athletes. Athletes and coaches may also be present during controls ensuring fairness and transparency of results.

¹ Based on a study by Sponsorship Intelligence (SI) during the Vancouver 2010 Olympic Winter Games

² Source: FIL

Training of judges and referees

Instruction must be under the supervision of the NF in accordance with the lesson plan of the instruction regulations. The period of instruction and qualification may not exceed six months from the beginning of the instruction to the conclusion of the test. In preparation for the Olympic Winter Games, the IOC technical delegates and chairpersons of the FIL Sport Commission and Technical Commission, in collaboration with each Organising Committee, are directly involved with the training and education of judges.

Selection of judges and referees

Only judges with a FIL International Judge Licence may be appointed to officiate a competition. In preparation for the Olympic Winter Games, the FIL is directly involved in the selection of judges. Judges (for start, finish, weigh-in, controls) are already appointed two years prior to the Olympic Winter Games, and these judges have direct assignments at World Cup races and World Championships.

Evaluation of judges and referees

The race director and the person in charge of all judges on site evaluate the work of judges during competitions. All judges are specialised in a particular function (start, finish, controls, etc.) and therefore get feedback after each competition on their assignments. The same process applies for judges assigned at World Cups and World Championships.

Ethical rules for officials

The FIL states that it has not implemented ethical rules for technical officials.

> ENVIRONMENT

ENVIRONMENT – EXPERT ANALYSIS

Environmental impact of the sport

As in the 2007 Olympic Programme Commission report, Luge was assessed as having a high impact on the environment. It is considered to have some of the most impacting venues because they require permanent constructions, technical buildings and have significant permanent impact on the surrounding landscape.

The Luge venue is usually built in a mountain environment, on an inclined slope in a fragile ecosystem. Due to health and safety risks it is often located away from densely populated areas. The venue requires a very complex artificial refrigeration system which contains up to 50 tons of ammonia or other chemical coolants.

Evaluation of the FIL's environmental programme, action plans and environmental assessments in preparation for Continental and World events as well as major constructions

While in 2007 the Federation had no clear commitment to protecting the environment, it has now established an Environmental Working Group that is currently drafting recommendations for environmental standards for FIL events, new venue construction, and modifications / upgrades to existing venues.

In regards to venue construction, the FIL shares with the FIBT a joint Track Construction Commission. This Commission works in close cooperation with the Olympic Organizing Committees – that are ultimately financially and environmentally responsible for the construction of new facilities. In this regard, the FIL state that it works in cooperation with the Environment Departments of the Organizing Committees to adhere to the standards and the legislation of the host country/city.

> ATHLETES

ATHLETE REPRESENTATION

The FIL has an Athletes' Commission, wherein 100% of members are elected by their peers.

Athletes' Commission members do not have the right of vote on the FIL Executive Board; however, they may be called to respond to, or be consulted on, specific issues by the Executive. In addition, as members of the Expert Commissions, athletes have the right to vote within the decision making bodies of the FIL through its commissions and technical committees.

ATHLETE SUPPORT SERVICES WITHIN THE IF

The FIL does not currently have a programme or resources to assist athletes with the post-athletic career transition or combining sport and studies.

ATHLETES' ENTOURAGE

The FIL states that the FIL Media Guide is used to inform and monitor the athletes' entourage.

ANTI-DOPING

Number of out-of-competition tests

- 2004: 24, of which 8 were conducted or financed by the FIL
- 2005: 33, of which none were conducted or financed by the FIL
- 2008: 2, both of which were conducted and financed by FIL
- 2009: 1, which was conducted and financed by FIL

Total number of tests and results

Total number of tests reported by all accredited laboratories in 2005: 58

Total number of tests reported by all accredited laboratories in 2009: 21

Total number of the 58 tests reported in 2005 which resulted in Anti-Doping Rule violations: 0 (0%)

Total number of the 21 tests reported in 2009 which resulted in Anti-Doping Rule violations: 0 (0%)

ATHLETE'S HEALTH

Injury surveillance programme(s)

The FIL states that it has an injury surveillance programme in place; a FIL Accident Registration Form must be completed by the race doctor for each athlete consultation during race days of a FIL competition.

Ability to alter rules, regulations and/or competition format

The FIL states that procedures are in place to swiftly alter rules, regulations and/or competition format with the aim of protecting the health, safety and security of athletes. The International Luge Regulations (IRO) authorizes the race director to react in order to protect the health, safety and security of athletes if: deficiencies are detected; if accidents occur or if the technical equipment fails; if an athlete is injured or cannot meet the demands of the track; if a discipline needs to be cancelled, following consultation with the technical delegates; or if the usual order of the disciplines in the Team Relay competition needs to be changed.

Regular review processes of a competition venue (including the field of play and equipment)

The FIL states that regular review processes are in place and conducted to ensure the safety and security of a competition venue (including the field of play and equipment). According to the International Luge Regulations (IRO), the FIL Executive Board decides on official recognition and approval of an artificial luge track after the following criteria have been fulfilled: examination of the project documentation; inspection during summer construction; release of the project through the designers and construction engineers; and tests carried out by at least 3 men and 3 women in singles and 3 doubles from different nations.

An official recognition (commissioning) and approval is in general only granted for 10 years, after which an extension must be requested. Where construction measures have been performed in the meanwhile, the track has to be approved again.

According to the International Luge Regulations (IRO), before each training and competition run, the technical delegates must inspect the track and the facilities and will transfer the track to the race director only when the inspection has justified it and when the chief of track has handed the track over to the technical delegate.

For training and competition, the race director declares the track open, if the confirmation by the chief of track and the technical delegates has been submitted; all officials have taken their posts and the technical equipment has been found to be in working order after examination and/or testing; the facilities for the communication are available and at least the phone connection between start and finish is in working order and medical service is available.

Pre-competition health checks

The FIL states that it requires that pre-competition health checks are conducted. In order to acquire a FIL License, athletes are required to provide a medical certificate that is based on a medical examination conducted during the last 12 months or a subsequent medical examination in the event of a serious injury, and that states that from a point of view of sports medicine, he/she is fit for practicing the sport of Luge.

Medical expert on the IF Executive Board

The FIL states that a health, safety and security expert (medical expert) does not sit on its Executive Board. However, it states that Chairmen of the Working Group on Safety, Health and Sustainability and on the Technical Commission are Executive Board members.

TECHNICAL EVOLUTION OF THE SPORT

The FIL has instituted the following means to control the technical evolution within the sport regarding:

- **Sport equipment:** The technical commission of the FIL, including athletes' representatives, continuously monitor the development of the Luge sleds in compliance with the established enabling specifications. If it is necessary, changes of the rules are defined by the technical commission and decided by the FIL Executive and/or the FIL Congress.
- **Competition clothing:** The technical commission of the FIL, including athletes' representatives, continuously monitor the development of competition clothing in compliance with the established approved specifications. If it is necessary, changes of the rules are defined by the technical commission and decided by the FIL Executive Board and/or the FIL Congress.

> DEVELOPMENT

DEVELOPMENT OF THE IF

Strategic planning for the period 2011-2014

The FIL states that for the next four-year cycle, it will focus mainly on the development of its sport in Africa, Asia and Oceania; the improvement of safety conditions; athletes' preparation for the Youth Olympic Games in 2012; and the aim of including a Team Relay Competition on the Olympic Programme. FIL also continues to work on the plan to include Natural Track Luge as part of the Olympic Programme in the future.

Finance (data from the 2007 report in brackets)

Percentage of the Federation's total income coming from Olympic revenues; 2006-2009: 61.9% (51.1%)

Percentage of the Federation's total income generated by marketing and broadcasting; 2006-2009: 29.5% (27%)

DEVELOPMENT OF THE SPORT

Summary of the three main development programmes run by the FIL between 2006 and 2009

1. **FIL Coaches Programme** – Seasonal programme available for developing countries in Luge which allows the FIL to pool together developing countries and provide them with training possibilities and coaching expertise for the duration of the season.
2. **Partner Programme** – Countries that have reached a certain level of experience are teamed with elite nations, literally being incorporated into that country's elite programme. This programme has allowed the FIL to ensure broad continental representation not only on the FIL World Cup circuit, but also on an Olympic level.
3. **Track Vouchers** – Support programme whereby member nations are allocated vouchers for free runs at tracks around the world. All costs are thus paid for by the FIL, which negotiates a bulk rate price with the tracks.

Existence of Continental Sport Development Programmes

The FIL supports its Member National Federations through continental development programmes on four continents: America, Asia, Europe, and Oceania.

Financial allocation of these programmes by continent (as a percentage):

Africa	America	Asia	Europe	Oceania
0	30	20	40	10

Existence of Sport Development Programmes for Youth


The FIL runs the following development programmes aimed specifically at youth:

The same programmes described in the Development of the Sport section, also apply for youth development programmes. The objectives are to prepare youth from the individual continents and countries to compete at Junior World Cups, Junior World Championships and prepare them for qualification and participation in the 2012 Youth Olympic Games in Innsbruck.

GENDER EQUITY

In the sport

Percentage of Member National Federations which took part in qualifying events for the Olympic Winter Games:

		
Turin 2006	58	46
Vancouver 2010	60	38

In the IF governing body

Composition of Executive (data from the 2007 report in brackets):

 : 14 (14)  : 2 (2)

The FIL Executive has a female membership of 13%.

Women in Sport Commission

The FIL states that it does not currently have a Women in Sport Commission. However, two women are part of the FIL Sport Commission and one woman is a member of the FIL Youth Commission.

SPORT FOR ALL

The FIL states that it currently does not have a Sport for All Commission.

> COSTS

VENUES COSTS AT THE OLYMPIC WINTER GAMES

Construction of the track, support facilities, roadways, and supporting utilities add up to a venue cost that is in the high to very high range (IOC gross capacity guideline – 11,000). With few exceptions recent past and current host cities have had to construct new sliding tracks. The luge track requires a fairly specific topography and relatively steep slopes at the site. The energy and environmental considerations of ammonia based refrigeration systems also add to ongoing operating costs that are relatively expensive.

The venue is shared with Bobsleigh and Skeleton.

The legacy use is highly dependent on the popularity of Bobsleigh, Luge and Skeleton in the host country or region. The venue legacy is not financially sustainable without significant subsidies post-Games.

OPERATIONAL COSTS AT THE OLYMPIC WINTER GAMES

Technology requirements at competition venues

Level of technology costs at the Olympic Winter Games: Medium

Level of technology complexity at the Olympic Winter Games: Medium

Television production costs

Television production for Luge cost EUR 242,284 per day of competition at the Vancouver 2010 Olympic Winter Games. There were 5 competition days and 53 hours of production, with an average cost/hour of EUR 22,857.



ISU

INTERNATIONAL SKATING UNION
Figure Skating – Short Track Speed Skating – Speed Skating

OVERVIEW _____	66
HISTORY AND TRADITION _____	67
UNIVERSALITY _____	68
POPULARITY AND ATTENDANCE _____	70
AUDIENCE AND MEDIA _____	71
JUDGING AND REFEREEING _____	72
ENVIRONMENT _____	73
ATHLETES _____	74
DEVELOPMENT _____	76
COSTS _____	78



IBU

FIBT

WCF

IIHF

FIL

ISU

FIS

> OVERVIEW

DISCIPLINES, EVENTS

Disciplines at the Vancouver 2010 Olympic Winter Games

3 disciplines:

- Figure Skating
- Short Track Speed Skating
- Speed Skating

Events at the Vancouver 2010 Olympic Winter Games

24 events:

Figure Skating – Singles

- Men's Singles
- Ladies Singles

Figure Skating – Mixed

- Pairs
- Ice Dance

Short Track Speed Skating – Men

- 500 m
- 1,000 m
- 1,500 m
- 5,000 m Relay

Short Track Speed Skating – Ladies

- 500 m
- 1,000 m
- 1,500 m
- 3,000 m Relay

Speed Skating – Men

- 500 m
- 1,000 m
- 1,500 m
- 5,000 m
- 10,000 m
- Team Pursuit

Speed Skating – Ladies

- 500m
- 1,000 m
- 1,500 m
- 3,000 m
- 5,000 m
- Team Pursuit

Description of events

- **Figure Skating:** The singles and pairs events consist of short and free skating programmes, with elements such as jump combinations and turns, while ice dance focuses on complex steps in time with the music and consists of the compulsory, original and free dances. Judges assess the skaters based on such criteria as execution, technical difficulty and artistry.
- **Short Track Speed Skating:** Elimination event taking place on an oval ice rink in which athletes race in packs and try to outskate and outwit fellow competitors within their heats.
- **Speed Skating:** Skaters race in pairs or in teams on a standard 400m oval. Athletes are timed to a hundredth of a second as they skate counter-clockwise around the oval.

Number of IF competition days during the 16-day Vancouver 2010 Olympic Winter Games schedule

- Figure Skating: 9
- Short Track Speed Skating: 5
- Speed Skating: 12

Evolution in number of Olympic events since 1924

		1924	1928	1932	1936	1948	1952	1956	1960	1964	1968	1972	1976	1980	1984	1988	1992	1994	1998	2002	2006	2010
Figure Skating		1	1	1	1	1	1	1	1	1	1	1	1	1	1	1	1	1	1	1	1	1
		1	1	1	1	1	1	1	1	1	1	1	1	1	1	1	1	1	1	1	1	1
		1	1	1	1	1	1	1	1	1	1	1	2	2	2	2	2	2	2	2	2	2
Short Track		-	-	-	-	-	-	-	-	-	-	-	-	-	-	-	2	3	3	4	4	4
		-	-	-	-	-	-	-	-	-	-	-	-	-	-	-	2	3	3	4	4	4
Speed Skating		5	4	4	4	4	4	4	4	4	4	4	5	5	5	5	5	5	5	5	6	6
		-	-	-	-	-	-	-	4	4	4	4	4	4	4	5	5	5	5	5	6	6
Total		8	7	7	7	7	7	7	11	11	11	11	13	13	13	14	18	20	20	22	24	24

QUOTAS

Vancouver 2010 Olympic Winter Games: 448 athletes

- Figure Skating: 148 athletes : 74 : 74
- Short Track Speed Skating: 120 athletes : 60 : 60
- Speed Skating: 180 athletes : 100 : 80

> HISTORY AND TRADITION
HISTORY OF THE SPORT'S STRUCTURE
Establishment

Year of establishment of the ISU: 1892

Olympic Winter Games

Year of introduction to the Programme of the Olympic Winter Games:

- Figure Skating : 1924 : 1924 Pairs: 1924 Ice Dance: 1976
- Short Track Speed Skating : 1992 : 1992
- Speed Skating : 1924 : 1960

Note: Figure Skating was also included in two prior editions of the Summer Olympic Games.

Number of times on the Programme of the Olympic Winter Games:

- Figure Skating : 21 : 21 Pairs: 21 Ice Dance: 10
- Short Track Speed Skating : 7 : 7
- Speed Skating : 21 : 14

World Championships

Year of first World Championships:

- Figure Skating : 1896 : 1906 Pairs: 1908 Ice Dance: 1952
- Short Track Speed Skating : 1976 : 1976
- Speed Skating : 1889 : 1936

Number of World Championships held to date:

- Figure Skating : 100 : 90 Pairs: 88 Ice Dance: 58
- Short Track Speed Skating : 33 : 33
- Speed Skating : 104 : 68

Format of World Championships:

- Frequency: Annual
- In each of the three disciplines, World Championships for men and for women are held concurrently. Figure Skating and Speed Skating World Championships are sometimes held concurrently as well.

> UNIVERSALITY

MEMBER NATIONAL FEDERATIONS

The ISU has 82 Member National Federations in 64 countries (data from the 2007 report in brackets):

Africa	1	(1)
America	6	(6)
Asia	14	(12)
Europe	41	(39)
Oceania	2	(2)
Total	64	(60)

Evolution in total number of Member National Federations since 1991:

	1991	1996	2000	2005	2010
Member NFs	34	n/a	n/a	59	82

ACTIVE MEMBER NATIONAL FEDERATIONS

Percentage of Member National Federations which organise National Championships (data from the 2007 report in bracket):

	Figure Skating	Short Track Speed Skating	Speed Skating
Africa	100 (100)	100 (100)	0 (100)
America	66.6 (100)	40 (83.3)	60 (83.3)
Asia	78.6 (100)	81.8 (90.9)	54.5 (90.9)
Europe	75.6 (100)	69.2 (97.4)	46.1 (97.4)
Oceania	100 (100)	100 (100)	50 (100)
Worldwide	76.5 (100)	69 (94.9)	46.6 (94.9)

Percentage of Member National Federations which took part in qualifying events for the Vancouver 2010 Olympic Winter Games:

	Africa		America			Asia			Europe			Oceania		
	♂	♀	♂	♀	♂♀	♂	♀	♂♀	♂	♀	♂♀	♂	♀	♂♀
Figure Skating	100	100	83	83	33	50	64	36	68	90	46	50	100	100
Short Track	100	100	33	33	-	57	42	-	46	37	-	100	100	-
Speed Skating	0	0	50	50	-	43	64	-	51	37	-	100	50	-

Percentage of Member National Federations which took part in qualifying events for the last ISU World Championships:

	Africa		America			Asia			Europe			Oceania		
	♂	♀	♂	♀	♂♀	♂	♀	♂♀	♂	♀	♂♀	♂	♀	♂♀
Figure Skating	n/a	n/a	n/a	n/a	n/a	n/a	n/a	n/a	n/a	n/a	n/a	n/a	n/a	n/a
Short Track	n/a	n/a	n/a	n/a	-	n/a	n/a	-	n/a	n/a	-	n/a	n/a	-
Speed Skating	0	0	33	33	-	29	21	-	37	24	-	50	0	-

Age groups for which the ISU organises Junior World Championships:

- Figure Skating ♂ : 13-19 ♀ : 13-19
- Pair Skating and Ice Dance – Man of the Couple: 13-21
- Short Track Speed Skating ♂ : 14-19 ♀ : 14-19
- Speed Skating ♂ : 14-19 ♀ : 14-19

Number of Member National Federations which took part in the last ISU Junior World Championships (eldest age category):

	Africa		America			Asia			Europe			Oceania		
	♂	♀	♂	♀	♂♀	♂	♀	♂♀	♂	♀	♂♀	♂	♀	♂♀
Figure Skating	0	1	3	4	2	6	8	4	28	32	20	1	1	1
Short Track	0	0	2	2	-	7	7	-	17	11	-	1	0	-
Speed Skating	0	0	2	2	-	4	4	-	12	11	-	1	1	-

GLOBAL SPREAD OF EXCELLENCE

Number of medals awarded at the Vancouver 2010 Olympic Winter Games (1 gold, 1 silver, 1 bronze per event): 72

Continental distribution of medals awarded at the Vancouver 2010 Olympic Winter Games, as a percentage (data from Turin 2006 in brackets):

	Africa	America	Asia	Europe	Oceania
Figure Skating	0 (0)	33.3 (28.6)	41.7 (28.6)	25 (42.9)	0 (0)
Short Track	0 (0)	45.8 (33.3)	50 (33.3)	4.2 (33.3)	0 (0)
Speed Skating	0 (0)	25 (25)	25 (25)	50 (50)	0 (0)

Continental distribution of medals awarded at the Olympic Winter Games since 1924 (as a percentage):

	Africa		America			Asia			Europe			Oceania	
	♂	♀	♂	♀	♂♀	♂	♀	♂♀	♂	♀	♂♀	♂	♀
Figure Skating	0	0	29.5	40.9	17.2	1.4	8.7	5.1	66.7	50.7	77.8	0	0
Short Track	0	0	43.3	28.3	-	46.7	61.7	-	6.7	10	-	3.3	0
Speed Skating	0	0	18.3	23.5	-	5.8	9.5	-	75.9	69.9	-	0	0

Continental distribution of medals awarded at the last three World Championships – as a percentage (data from the 2007 report in bracket):

	Africa	America	Asia	Europe	Oceania
Figure Skating	0 (0)	25 (25)	25 (25)	50 (50)	0 (0)
Short Track	0 (0)	31.1 (33.3)	66.7 (66.7)	2.2 (0)	0 (0)
Speed Skating	0 (0)	34.2 (50)	13 (0)	52.8 (50)	0 (0)

➤ POPULARITY AND ATTENDANCE

PARTICIPATION OF BEST ATHLETES IN THE OLYMPIC WINTER GAMES

All athletes are eligible and the best ones do compete in the Olympic Winter Games

TICKET SALES AND ATTENDANCE

258,531 tickets sold at the Salt Lake City 2002 Olympic Winter Games, consisting of:

- 100% of the 146,055 tickets available in Figure Skating;
- 100% of the 59,880 tickets available in Short Track Speed Skating;
- 100% of the 52,680 tickets available in Speed Skating.

These figures represented 17.8% of the total number of tickets sold for all events.

179,189 tickets sold at the Turin 2006 Olympic Winter Games, consisting of:

- 90.2% of the 64,900 tickets available in Figure Skating;
- 89.6% of the 32,605 tickets available in Short Track Speed Skating;
- 84.9% of the 81,684 tickets available in Speed Skating.

These figures represented 18.4% of the total number of tickets sold for all events.

236,795 tickets sold at the Vancouver 2010 Olympic Winter Games, consisting of:

- 100% of the 110,255 tickets available in Figure Skating;
- 100% of the 51,961 tickets available in Short Track Speed Skating;
- 93% of the 80,192 tickets available in Speed Skating.

These figures represented 17% of the total number of tickets sold for all events.

Percentage of occupied seats at the Vancouver 2010 Olympic Winter Games:

- Figure Skating: 76%
- Short Track Speed Skating: 81%
- Speed Skating: 87%

MEDIA ACCREDITATION REQUESTS

Average number of media accreditations granted at the last two World Championships (data from 2007 report in brackets):

- Figure Skating: 300 (230)
- Short Track Speed Skating: 65 (65)
- Speed Skating: 70 (70)

MAJOR SPONSORS

Five major sponsors of the ISU and kind of benefits provided: *Confidential*

> AUDIENCE AND MEDIA

BROADCAST RIGHTS

Number of countries acquiring broadcast rights for the last ISU World Championships:

- TV Rights: approximately 80 (EBU countries, Japan, Korea, China, USA, Canada, Brazil)
- New Media Rights: approximately 80 (EBU countries, Japan, Korea, China, USA, Canada, Brazil)

TELEVISION COVERAGE¹

Olympic Winter Games

Average number of hours of television coverage per day of competition during the Vancouver 2010 Olympic Winter Games:

- Figure Skating: 178 (9 days)
- Short Track Speed Skating: 57 (5 days)
- Speed Skating: 49 (12 days)

Number of global viewers watching the average minute of coverage from the Vancouver 2010 Olympic Winter Games:

- Figure Skating: 52.8 million
- Short Track Speed Skating: 52.9 million
- Speed Skating: 41.2 million

Percentage of coverage from the Vancouver 2010 Olympic Winter Games which was aired during prime time:

- Figure Skating: 8%
- Short Track Speed Skating: 7%
- Speed Skating: 19%

1. Based on a study by Sponsorship Intelligence (SI) during the Vancouver 2010 Olympic Winter Games

NEW MEDIA PENETRATION

Average daily number of visits to the ISU's official website in 2009 (data from 2007 report in brackets): 226'094 (106,000)

Note: The above figure from the 2007 report indicates daily hits, not unique visits; the ISU now monitors unique visits rather than hits to ensure greater precision.

Monthly average of unique visitors to the ISU website in 2010: 308,892¹

Number of visits to the Skating page of the IOC website during the Turin 2006 Olympic Winter Games: 305,524 (22% of all Olympic winter sports visits)

Number of visits to the Skating page of the IOC website during the Vancouver 2010 Olympic Winter Games: Figure Skating: 32,600 (15.3% of all Olympic winter sports visits), Speed Skating: 19,329 (9.1% of all visits)

New Media Platforms

The ISU states that it has developed live and on-demand video, discussion boards and a multimedia gallery as new media platforms in order to increase the popularity of the sport.

> JUDGING AND REFEREEING

TRANSPARENCY AND FAIRNESS ON THE FIELD OF PLAY

Judging has a high impact on the results of Figure Skating events, a fairly high impact on the results of Short Track Speed Skating events, and a low impact on the results of Speed Skating events.

Judging/refereeing system

The Score of each skater is composed of a Technical Score and a Presentation Score.

The Technical Score represents the total points of all elements performed and is determined by two groups of Officials. The first group is the Technical Panel (3 experts) who determine the elements performed with the corresponding base value for each element. The second group are 9 Judges who grade each element (grade of execution scale of + 3, +2, +1, 0, -1, -2, -3). The total of all element scores (base value plus grade of execution) gives the Technical Score.

The Presentation Score reflecting the skaters choreography/composition, interpretation, skating skills, transitions, performance, is determined by 9 Judges who award points on a scale from 0.25 to 10.00 with increments of 0.25 to grade the overall presentation of the performance.

The Score of a Segment (Short Program/Short Dance or Free Skating/Free Dance) is obtained by adding the Technical Score and the Presentation Score after having subtracted any deduction (for example 1.0 for a fall of a skater).

The Final Score is obtained by adding the Score of each Segment (Short Program/Short Dance plus Free Skating/Free Dance).

1. Source: ISU

Training of judges and referees

The ISU runs officials' education courses, while the Technical Committees of each discipline organise and hold seminars and courses for judges, referees, and officials.

Selection of judges and referees

The ISU President, based on the input of the respective Vice President and Technical Committees of each discipline, selects the most qualified referees from the basic list which is established from nominations submitted by ISU Members.

Evaluation of judges and referees

Figure Skating: An Officials Assessment Commission is appointed by the ISU Council and, together with the respective Technical Committees, they evaluate evident anomalies of Judges scores identified, based on predetermined mathematical criteria confirmed by the Council.

Short Track Speed Skating and Speed Skating: Continual review of International Officials' activities by the Technical Committee of each discipline, as well as the determination of Officials eligible to officiate at future International Competitions and ISU events, are undertaken.

Ethical rules for officials

The ISU states that ethical rules for technical officials have been implemented through the ISU Code of Ethics.

> ENVIRONMENT

ENVIRONMENT – EXPERT ANALYSIS

Environmental impact of the sport

As in the 2007 Olympic Programme Commission report, the sport of Skating is assessed as having a low impact on the environment. It is considered to have some of the venues with the least impact because they are usually located in metropolitan areas, in an already degraded natural environment, and also represent an occasion for refurbishing existing buildings or upgrading metropolitan districts.

Evaluation of the ISU's environmental programme, action plans and environmental assessments in preparation for Continental and World events as well as major constructions

The ISU states that it has no formal or informal environmental policy, programme and/or guidelines for staging environmentally sound major events.

> ATHLETES

ATHLETE REPRESENTATION

The ISU does not have an Athletes' Commission.

Athletes, as appointed members of the various ISU Technical Committees, may be invited to attend the ISU Council meetings, and a skater may be elected to the Council by the ISU Congress.

Athletes have the right to vote within the decision making bodies of the ISU and in commissions and technical committees.

ATHLETE SUPPORT SERVICES WITHIN THE IF

The ISU has a programme or resources to assist athletes with: Training camps/seminars, competitions, coaches' education, equipment, administrative support, other support.

ATHLETES' ENTOURAGE

The ISU states that it does not currently have any initiatives or tools to inform and monitor the athletes' entourage.

ANTI-DOPING

Number of out-of-competition tests

- 2004: 269, all of which were conducted or financed by the ISU.
- 2005: 260, all of which were conducted or financed by the ISU.
- 2008: 129, all of which were conducted or financed by the ISU.
- 2009: 178, all of which were conducted or financed by the ISU.

Total number of tests and results

Total number of tests reported by all accredited laboratories in 2005: 829

Total number of tests reported by all accredited laboratories in 2009: 920

Total number of the 829 tests reported in 2005 which resulted in Anti-Doping Rule violations: 1 (0.1%)

Total number of the 920 tests reported in 2009 which resulted in Anti-Doping Rule violations: 0 (0%)

Athlete's Health

Injury surveillance programme(s)

The ISU states that it has an injury surveillance programme in place; ISU Confidential Medical Report forms are updated with all injuries and illnesses in competition. At ISU Events (Championships, World Cups, Grand Prix) organizers are asked to complete a "Confidential Medical Injury Report" for any injury.

Ability to alter rules, regulations and/or competition format

The ISU states that procedures are in place to swiftly alter rules, regulations and/or competition format with the aim of protecting the health, safety and security of athletes. Biennial Congress can change rules. In interim, ISU Council may issue Communications on such matters if necessary.

Regular review processes of a competition venue (including the field of play and equipment)

The ISU states that regular review processes are in place and conducted to ensure the safety and security of a competition venue (including the field of play and equipment). For ISU Events, inspection visits, including safety aspects such as rink side padding and placement of cameras/equipment are in place.

Pre-competition health checks

The ISU states that it requires that pre-competition health checks are conducted. However, they are limited to pre-participation blood screening at designated speed and short track events. Skaters with Haemoglobin over certain levels may not start.

Medical expert on the IF Executive Board

The ISU states that a health, safety and security expert (medical expert) does not sit on its Executive Board. However, Medical Commission advice is always available to the Council (Executive Board).

TECHNICAL EVOLUTION OF THE SPORT

The ISU has instituted the following means to control the technical evolution within the sport regarding:

- **Sport equipment:** Referees check for compliance with ISU rules. Medical Commission and Technical Committees have contributed to the development of appropriate safety padding for speed and short track ovals/ice-rinks.
- **Competition clothing:** Check by Referees, and in Speed Skating/Short Track by ISU Technical Committees, of compliance with ISU Rules and detailed Procedures. Also in relation to health, safety and security, Medical Commission and Technical Committees have developed cut-proof material for racing suits in short track.

> DEVELOPMENT

DEVELOPMENT OF THE IF

Strategic planning for the period 2011-2014

The ISU states that it has a strategic planning process in place.

A summary of the principles and directions for the 2011 to 2014 period are as follows (amongst others): Keep the ISU reserves intact in order to generate budgeted interest incomes. Pay contributions to the Members organizing ISU Championships as decided by the Council within the budget approved by the Congress. "Fine tune" the ISU Judging System through improved information to the audience. Increase Media and Public interest in ISU Events to achieve increased income. Continue educational activities with the clear objective of increasing the knowledge and standard of Coaches and ISU Officials resulting in an increased overall standard of skating and officiating. Continue evaluation and activities to increase effectiveness and efficiency of the ISU structure taking into account the decisions of the 2010 Congress and to propose potential further amendments to the next Congress. Finally, the Council will continue to monitor ISU expenditure to ensure efficiency and consistency with the stringent quality criteria of all ISU operations.

Finance (data from the 2007 report in brackets):

Percentage of the Federation's total income coming from Olympic revenues; 2006-2010: 16% (10.6%)

Percentage of the Federation's total income generated by marketing and broadcasting; 2006-2010: 65% (70.5%)

DEVELOPMENT OF THE SPORT

Summary of the three main development programmes run by the ISU between 2006 and 2009

1. Scholarships
2. Technical Committee projects & Regional Development projects
3. Financing of Junior ISU Grand Prix of Figure Skating and Junior World Cup Speed Skating

Existence of Continental Sport Development Programmes

The ISU supports its Member National Federations through continental development programmes on all five continents.

Financial allocation of these programmes by continent (as a percentage):

Africa	America	Asia	Europe	Oceania
1	1	3	94	1

Note: Based on 2009 ISU figures

Existence of Sport Development Programmes for Youth

The ISU runs the following development programme aimed specifically at youth:

The Junior Scholarship Programme: As one of ISU Development Program's main objectives, the ISU aims to provide support for young skaters of outstanding talent coming from developing Members. Criteria for selection of the "awarded" skaters:

Participation and results in recent Junior World Championships of the respective discipline or the ISU Junior Grand Prix of Figure Skating (or International Synchronized Skating Junior Competitions). Talented skaters who might have missed (for injury, etc.) the Junior World Championships, the ISU Junior Grand Prix of Figure Skating or the Synchronized Skating Junior Competitions may exceptionally be considered for an ISU Scholarship if observed and recommended.

Only skaters competing at the Junior level will be considered for the Junior Scholarship Program.

Although the ISU is endeavouring to support as many skaters as possible, the number of ISU Scholarship Awards is limited to the available budget.

GENDER EQUITY

In the sport

Percentage of Member National Federations which took part in qualifying events for the Olympic Winter Games:

	Turin		Vancouver	
	♂	♀	♂	♀
Figure Skating	72.9	72.9	89	89
Short Track Speed Skating	57.6	57.6	55.2	46.5
Speed Skating	47.5	35.6	55.2	41.4

In the IF governing body

Composition of Executive (data from the 2007 report in brackets):

♂ : 7 (8) ♀ : 4 (3)

The ISU Executive has a female membership of 36% (27%).

Women in Sport Commission

The ISU states that it does not currently have a Women in Sport Commission.

SPORT FOR ALL

The ISU states that it does not currently have a Sport for All Commission.

> COSTS

VENUES COSTS AT THE OLYMPIC WINTER GAMES

Figure Skating (IOC Gross Capacity Guideline – 12,000)

Recent venue costs for Figure Skating have tended to be in the low range. If the venue is to be built new the costs would be very high. In Salt Lake the venue was an existing multi-purpose arena (home to a professional sports team) that required little adaptation to the permanent works to be used for the Games. In Torino the venue was an existing arena that required significant renovation. In Vancouver the venue was an existing arena that required no renovation. The venue cost depends on whether the venue is to be built new or existing, and, if existing, how much renovation is required.

The venue is shared with Short Track Speed Skating.

The venue legacy as a multi-purpose arena is typically good.

Short Track Speed Skating (IOC Gross Capacity Guideline – 12,000)

Recent venue costs for Short Track Speed Skating have tended to be in the low range.

This sport shares the same venue as Figure Skating. Transitions from Figure Skating to Short Track require minimal adjustments at the venue.

The venue legacy as a multi-purpose arena is good.

Speed Skating (IOC Gross Capacity Guideline – 6,000)

This venue was built new in Salt Lake, Torino, and Vancouver. The venue costs for Speed Skating are high. The venue was built new in Salt Lake, Torino and Vancouver.

The venue cannot be shared for Olympic competition.

The legacy as a stand alone oval is not good. In order to make the venue financially sustainable for legacy, other uses should be designed into the venue. In Salt Lake, two international size center ice sheets were added to the Olympic design to provide additional recreational use and revenue opportunities. In Torino the alternate use for the facility is as an exhibition center. In Vancouver the venue is a multi-sport recreational/community facility. In addition to various court sports the Vancouver facility has two ice hockey/skating ice sheets.

OPERATIONAL COSTS AT THE OLYMPIC WINTER GAMES

Technology requirements at competition venues

Level of technology costs at the Olympic Winter Games:

- Figure Skating: Considerable
- Short Track Speed Skating: Medium
- Speed Skating: High

Level of technology complexity at the Olympic Winter Games:

- Figure Skating: Very High
- Short Track Speed Skating: Considerable
- Speed Skating: Considerable

Television production cost

Figure Skating: Television production for this sport cost EUR 129,336 per day of competition at the Vancouver 2010 Olympic Winter Games. There were 9 competition days and 132 hours of production, with an average cost/hour of EUR 8,818.

Short Track Speed Skating: Television production for this sport cost EUR 173,533 per day of competition at the Vancouver 2010 Olympic Winter Games. There were 5 competition days and 42 hours of production, with an average cost/hour of EUR 20,659.

Speed Skating: Television production for this sport cost EUR 259,354 per day of competition at the Vancouver 2010 Olympic Winter Games. There were 12 competition days and 80 hours of production, with an average cost/hour of EUR 38,903.



FIS

INTERNATIONAL SKI FEDERATION

Alpine – Cross-Country – Freestyle – Nordic Combined – Ski Jumping – Snowboard

OVERVIEW _____	81
HISTORY AND TRADITION _____	83
UNIVERSALITY _____	84
POPULARITY AND ATTENDANCE _____	87
AUDIENCE AND MEDIA _____	88
JUDGING AND REFEREEING _____	90
ENVIRONMENT _____	91
ATHLETES _____	92
DEVELOPMENT _____	95
COSTS _____	97



IBU

FIBT

WCF

IIHF

FIL

ISU

FIS

> OVERVIEW
DISCIPLINES, EVENTS
Disciplines at the Vancouver 2010 Olympic Winter Games

6 disciplines:

- Alpine Skiing
- Cross-Country Skiing
- Freestyle Skiing
- Nordic Combined
- Ski Jumping
- Snowboard

Events at the Vancouver 2010 Olympic Winter Games

40 events:

Alpine Skiing – Men

- Downhill
- Super-G
- Giant Slalom
- Slalom
- Combined

Cross-Country Skiing – Men

- 15 km Free
- 30 km Pursuit
- 50 km Classical Mass Start
- 4x10 km Relay
- Team Sprint
- Sprint Classical

Freestyle Skiing – Men

- Moguls
- Aerials
- Ski cross

Nordic Combined – Men

- Individual NH and 10 km
- Individual LH and 10 km
- Team LH and 4x5 km Relay

Ski Jumping – Men

- NH Individual
- LH Individual
- Team LH

Snowboard – Men

- Parallel Giant Slalom
- Half Pipe
- Snowboard Cross

Alpine Skiing – Ladies

- Downhill
- Super-G
- Giant Slalom
- Slalom
- Combined

Cross-Country Skiing – Ladies

- 10 km Free
- 15 km Pursuit
- 30 km Classical Mass Start
- 4x5 km Relay
- Team Sprint
- Sprint Classical

Freestyle Skiing – Ladies

- Moguls
- Aerials
- Ski cross

Snowboard – Ladies

- Parallel Giant Slalom
- Half Pipe
- Snowboard Cross

Description of events

- Alpine Skiing: Skiers race down ski courses of varying lengths and speeds depending on the event with the aim of completing the course in the fastest time possible.
- Cross-Country Skiing: Skiers race on ski trails of various lengths and difficulties in events featuring the classical and/or free techniques.
- Freestyle Skiing: Three different events involve firstly athletes performing acrobatic aerial manoeuvres, whilst the moguls event combines points for speed, technique and jumps, and in ski cross four athletes at a time race down ski slopes designed to test the skiers' skills.
- Nordic Combined: Ski jumping competition followed by a cross-country skiing competition, whereby the starting order is determined by the ranking after the ski jump.
- Ski Jumping: Athletes strive for maximum distance without forsaking style or a telemark landing, for which they are scored, during two competition rounds which take place on either the normal hill (K point = 90 m) or the large hill (K point = 120 m).
- Snowboard: Events range from purely timed events while racing down slopes with two or four competitors at a time, to the half pipe event where riders are judged for performing acrobatic aerial tricks.

Number of IF competition days during the 16-day Vancouver 2010 Olympic Winter Games schedule

- Alpine Skiing: 10
- Cross-Country Skiing: 9
- Freestyle Skiing: 8
- Nordic Combined: 3
- Ski Jumping: 5
- Snowboard: 6

Evolution in number of Olympic events since 1924

		1924	1928	1932	1936	1948	1952	1956	1960	1964	1968	1972	1976	1980	1984	1988	1992	1994	1998	2002	2006	2010
Alpine Skiing	♂	-	-	-	1	3	3	3	3	3	3	3	3	3	3	5	5	5	5	5	5	5
	♀	-	-	-	1	3	3	3	3	3	3	3	3	3	3	5	5	5	5	5	5	5
Cross-Country	♂	2	2	2	3	3	3	4	4	4	4	4	4	4	4	4	5	5	5	6	6	6
	♀	-	-	-	-	-	1	2	2	3	3	3	3	3	4	4	5	5	5	6	6	6
Freestyle Skiing	♂	-	-	-	-	-	-	-	-	-	-	-	-	-	-	-	1	2	2	2	2	3
	♀	-	-	-	-	-	-	-	-	-	-	-	-	-	-	-	1	2	2	2	2	3
Nordic Combined	♂	1	1	1	1	1	1	1	1	1	1	1	1	1	1	2	2	2	2	3	3	3
Ski Jumping	♂	1	1	1	1	1	1	1	1	2	2	2	2	2	2	3	3	3	3	3	3	3
Snowboard	♂	-	-	-	-	-	-	-	-	-	-	-	-	-	-	-	-	-	2	2	3	3
	♀	-	-	-	-	-	-	-	-	-	-	-	-	-	-	-	-	-	2	2	3	3
Total		4	4	4	7	11	12	14	14	16	16	16	16	16	17	23	27	29	33	36	38	40

QUOTAS

Vancouver 2010 Olympic Winter Games: 1125 athletes

- Alpine Skiing: 320 athletes
- Cross-Country Skiing: 310 athletes
- Freestyle Skiing: 180 athletes
- Nordic Combined: 55 men
- Ski Jumping: 70 men
- Snowboard: 190 athletes

> HISTORY AND TRADITION

HISTORY OF THE SPORT'S STRUCTURE

Establishment

Year of establishment of the FIS: 1924

Olympic Winter Games

Year of introduction to the Programme of the Olympic Winter Games:

Alpine Skiing	♂ : 1936	♀ : 1936
Cross-Country Skiing	♂ : 1924	♀ : 1952
Freestyle Skiing	♂ : 1992	♀ : 1992
Nordic Combined	♂ : 1924	
Ski Jumping	♂ : 1924	
Snowboard	♂ : 1998	♀ : 1998

Number of times on the Programme of the Olympic Winter Games:

Alpine Skiing	♂ : 18	♀ : 18
Cross-Country Skiing	♂ : 21	♀ : 16
Freestyle Skiing	♂ : 6	♀ : 6
Nordic Combined	♂ : 21	
Ski Jumping	♂ : 21	
Snowboard	♂ : 4	♀ : 4

World Championships

Year of first World Championships:

Alpine Skiing	♂ : 1931	♀ : 1931
Cross-Country Skiing	♂ : 1925	♀ : 1954
Freestyle Skiing	♂ : 1986	♀ : 1986
Nordic Combined	♂ : 1925	
Ski Jumping	♂ : 1925	♀ : 2009
Snowboard	♂ : 1996	♀ : 1996

Number of World Championships held to date:

Alpine Skiing	♂ : 31	♀ : 31
Cross-Country Skiing	♂ : 34	♀ : 21
Freestyle Skiing	♂ : 12	♀ : 10
Nordic Combined	♂ : 34	
Ski Jumping	♂ : 34	♀ : 1
Snowboard	♂ : 8	♀ : 8

Format of World Championships:

- Frequency: Biennial
- World Championships for men and women in each of the disciplines are held concurrently, except for Nordic Combined, where only men's competitions take place. Cross-Country Skiing, Nordic Combined and Ski Jumping World Championships all take place collectively at the Nordic World Ski Championships.

> UNIVERSALITY

MEMBER NATIONAL FEDERATIONS

The FIS has 110 Member National Federations (data from the 2007 report in brackets):

Africa	14	(13)
America	24	(24)
Asia	19	(19)
Europe	48	(47)
Oceania	5	(4)
Total	110	(107)

Evolution in total number of Member National Federations since 1991:

	1991	1996	2000	2005	2010
Member NFs	55	86	100	106	110

ACTIVE MEMBER NATIONAL FEDERATIONS

Percentage of Member National Federations which organise National Championships (as a percentage of the total number, not just within the continent):

	Alpine	Cross-Country	Freestyle	Nordic Combined	Ski Jumping	Snowboard
Africa	0	0	0	0	0	6.2
America	12.1	10.5	18	0	0	6.2
Asia	15.1	10.5	9	0	0	6.2
Europe	66.7	73.7	72.7	0	0	81.2
Oceania	6	5.2	0	0	0	0
Worldwide	30	17.2	10	0	0	14.5

Percentage of Member National Federations which took part in qualifying events for the Vancouver 2010 Olympic Winter Games:

	Africa		America		Asia		Europe		Oceania	
	♂	♀	♂	♀	♂	♀	♂	♀	♂	♀
Alpine	42.9	7.1	33.3	25	73.7	47.4	100	95.8	40	40
Cross-Country	21.4	0	37.5	12.5	47.4	36.8	85.4	72.9	40	40
Freestyle	7.1	0	25	8.3	26.3	26.3	52.1	45.8	40	40
Nordic Combined	0	0	8.3	0	15.8	0	31.3	0	0	0
Ski Jumping	0	0	8.3	8.3	21.5	10.5	45.8	27.1	0	0
Snowboard	14.3	7.1	29.2	16.7	52.6	26.3	83.3	66.7	40	40

Note: There are no specific qualification events as such. The table above shows the percentage of National Federations that took part in FIS competitions, thereby helping them to qualify for Vancouver 2010 Olympic Winter Games.

Percentage of Member National Federations which took part in qualifying events for the last FIS World Championships:

Note: There are no designated qualification events for the FIS World Ski Championships. The National Ski Associations are entitled to select their team in accordance with the quota for number of participants.

Age groups for which the FIS organises Junior World Championships:

Alpine Skiing	♂ : 15-20	♀ : 15-20
Cross-Country Skiing	♂ : Under 20	♀ : Under 20
Freestyle Skiing	♂ : 15-20	♀ : 15-20
Nordic Combined	♂ : Under 20	
Ski Jumping	♂ : Under 18	♀ : Under 18
Snowboard	♂ : 15-20	♀ : 15-20

Number of Member National Federations which took part in the last FIS Junior World Championships (eldest age category):

	Africa		America		Asia		Europe		Oceania	
	♂	♀	♂	♀	♂	♀	♂	♀	♂	♀
Alpine	1	0	4	4	4	1	29	22	1	2
Cross-Country	0	0	2	2	2	2	28	23	1	0
Freestyle	0	0	2	2	2	2	14	11	1	0
Nordic Combined	0	-	2	-	2	-	14	-	0	-
Ski Jumping	0	0	1	2	3	1	22	11	0	0
Snowboard	0	0	2	2	3	3	18	12	2	1

GLOBAL SPREAD OF EXCELLENCE

Number of medals awarded at the Vancouver 2010 Olympic Winter Games (1 gold, 1 silver, 1 bronze per event): 120

Continental distribution of medals awarded at the Olympic Winter Games - as a percentage (data from Turin 2006 Olympic Winter Games in brackets):

	Africa	America	Asia	Europe	Oceania
Alpine	0 (0)	26.7 (12.5)	0 (0)	73.3 (87.5)	0 (0)
Cross-Country	0 (0)	0 (8.3)	0 (0)	100 (91.7)	0 (0)
Freestyle	0 (0)	38.9 (20)	16.7 (10)	33.3 (60)	11 (10)
Nordic Combined	0 (0)	44.4 (0)	0 (0)	55.6 (100)	0 (0)
Ski Jumping	0 (0)	0 (0)	0 (0)	100 (100)	0 (0)
Snowboard	0 (0)	44.4 (22.2)	0 (0)	50 (77.8)	5.6 (0)

Continental distribution of medals awarded at the Olympic Winter Games since 1924 (as a percentage):

	Africa		America		Asia		Europe		Oceania	
	♂	♀	♂	♀	♂	♀	♂	♀	♂	♀
Alpine	0	0	8.5	16.2	0.5	0	91	82.8	0	1.0
Cross-Country	0	0	0.4	1.6	1.6	0	98	98.4	0	0
Freestyle	0	0	33.3	30.6	5.6	19.4	55.6	41.7	5.6	8.3
Nordic Combined	0	-	4.2	-	3.1	-	92.5	-	0	-
Ski Jumping	0	-	0.8	-	7.3	-	91.9	-	0	-
Snowboard	0	0	46.7	33.3	0	0	53.3	63.3	0	3.3

Continental distribution of medals awarded at the last three World Championships – as a percentage (data from 2007 report in brackets):

	Africa	America	Asia	Europe	Oceania
Alpine	0 (0)	16.7 (11)	0 (9)	83.3 (89)	0 (0)
Cross-Country	0 (0)	1.8 (0)	0 (0)	98.1 (100)	0 (0)
Freestyle	0 (0)	15 (20)	9.3 (10)	34 (60)	0 (10)
Nordic Combined	0 (0)	14.8 (0)	3.7 (0)	81.5 (100)	0 (0)
Ski Jumping	0 (0)	3 (0)	6.1 (0)	90.0 (100)	0 (0)
Snowboard	0 (0)	12.8 (20)	10.3 (0)	76.9 (80)	0 (0)

> POPULARITY AND ATTENDANCE

PARTICIPATION OF BEST ATHLETES IN THE OLYMPIC WINTER GAMES

All athletes are eligible and the best ones do compete in the Olympic Winter Games.

The FIS calendars for each of the disciplines are structured in a way so the Olympic Winter Games are the highlight and main focus of the competition season.

TICKET SALES AND ATTENDANCE

622,065 tickets sold at the Salt Lake City 2002 Olympic Winter Games, consisting of:

- 99% of the 186,100 tickets available in Alpine Skiing;
- 80.7% of the 123,114 tickets available in Cross-Country Skiing;
- 100% of the 69,684 tickets available in Freestyle Skiing;
- 85.1% of the 82,572 tickets available in Nordic Combined;
- 93.4% of the 97,025 tickets available in Ski Jumping;
- 99.8% of the 63,570 tickets available in Snowboard.

These figures represented 39.7% of the total number of tickets sold for all events.

298,852 tickets sold at the Turin 2006 Olympic Winter Games, consisting of:

- 84.8% of the 87,596 tickets available in Alpine Skiing;
- 76.2% of the 79,120 tickets available in Cross-Country Skiing;
- 93.1% of the 44,130 tickets available in Freestyle Skiing;
- 61.6% of the 18,570 tickets available in Nordic Combined;
- 75.6% of the 32,020 tickets available in Ski Jumping;
- 76.6% of the 37,416 tickets available in Snowboard.

These figures represented 28.1% of the total number of tickets sold for all events.

248,007 tickets sold at the Vancouver 2010 Olympic Winter Games, consisting of:

- 89% of the 63,104 tickets available in Alpine Skiing;
- 75% of the 48,654 tickets available in Cross-Country Skiing;
- 95% of the 73,054 tickets available in Freestyle Skiing;
- 88% of the 12,978 tickets available in Nordic Combined;
- 85% of the 32,990 tickets available in Ski Jumping;
- 99% of the 46,957 tickets available in Snowboard.

These figures represented 17.8% of the total number of tickets sold for all events.

Percentage of occupied seats at the Vancouver 2010 Olympic Winter Games:

- Alpine Skiing: 76%
- Cross-Country Skiing: 68%
- Freestyle Skiing: 76%
- Nordic Combined: 70%
- Ski Jumping: 81%
- Snowboard: 41%

MEDIA ACCREDITATION REQUESTS

Average number of media accreditations granted at the last two World Championships (data from 2007 report in brackets):

- Alpine Skiing: 1570 – including rights holding TV & radio (896)
- Cross-Country Skiing, Nordic Combined and Ski Jumping: 1310 - including rights holding TV & radio (614)
- Freestyle Skiing: 198 – including rights holding TV & radio (214)
- Snowboard: 175 – including rights holding TV & radio (206)

MAJOR SPONSORS

Five major sponsors of the FIS and kind of benefits provided:

	Cash	VIK	Discounts	Services	Other
Audi	x	x		x	
Viessmann	x				
DKB	x				
Bauhaus	x				
LG Electronics	x				

> AUDIENCE AND MEDIA

BROADCAST RIGHTS

Number of countries acquiring broadcast rights for the last FIS World Championships:

Alpine Skiing

- FIS Alpine World Ski Championships 2009: 45 broadcasters, including Eurosport with 59 countries

Nordic Skiing

- FIS Nordic World Ski Championships 2009: 25 broadcasters, plus Eurosport with 59 countries.

Snowboard

- FIS Snowboard World Championships 2009: 26 broadcasters, plus Eurosport Europe and Asia

Freestyle Skiing

- FIS Freestyle World Championships 2009: 56 broadcasters, including Eurosport Europe and Asia

TELEVISION COVERAGE¹

Olympic Winter Games

Average number of hours of television coverage per day of competition during the Vancouver 2010 Olympic Winter Games:

- Alpine Skiing: 116 (10 days)
- Cross-Country Skiing: 90 (9 days)
- Freestyle Skiing: 64 (8 days)
- Nordic Combined: 70 (3 days)
- Ski Jumping: 79 (5 days)
- Snowboard: 86 (6 days)

Number of global viewers watching the average minute of coverage from the Vancouver 2010 Olympic Winter Games:

- Alpine Skiing: 53.6 million
- Cross-Country Skiing: 36.7 million
- Freestyle Skiing: 41 million
- Nordic Combined: 35.2 million
- Ski Jumping: 48 million
- Snowboard: 36.2 million

Percentage of coverage from the Vancouver 2010 Olympic Winter Games which was aired during prime time:

- Alpine Skiing: 40%
- Cross-Country Skiing: 39%
- Freestyle Skiing: 18%
- Nordic Combined: 36%
- Ski Jumping: 47%
- Snowboard: 21%

NEW MEDIA PENETRATION

Average daily number of visits (total hits) to the FIS' official website in 2005: 236,238

Total number of visits to the FIS' official website in 2009: 463,991

Average monthly number of visits to the FIS' official website in 2009: 38,666²

Number of visits to the Skiing page of the IOC website during the Turin 2006 Olympic Winter Games: 110,194 (8% of all Olympic winter sports visits)

Number of visits to the Skiing page of the IOC website during the Vancouver 2010 Olympic Winter Games: Alpine Skiing: 19,340 (9.1% of all Olympic winter sports visits), Freestyle Skiing: 11,743 (5.5%), Cross Country Skiing: 9,218 (4.3%)

New Media Platforms

The FIS states that it has developed the following new media platforms to increase the popularity of the sport: special fan websites that are tailored for the younger audiences of each FIS Olympic discipline. Each respective website (e.g. www.fisalpine.com, www.fiscrosscountry.com) is connected with their partner channels on Facebook and YouTube as well as Twitter, and provides a wide array of multimedia content such as image and video galleries, athlete blogs, twitter feeds and frequent news and updates from the sport. They also feature interactive elements such as votes and comments to the news and other content.

1. Based on a study by Sponsorship Intelligence (SI) during the Vancouver 2010 Olympic Winter Games

2. Source: FIS



> JUDGING AND REFEREEING

TRANSPARENCY AND FAIRNESS ON THE FIELD OF PLAY

Judging has a low impact on the results of Alpine Skiing, Cross-Country Skiing, and Nordic Combined events, and has a fairly high impact on the results of Freestyle Skiing, Ski Jumping and Snowboard events.

Judging/refereeing system

For all FIS disciplines, in the case of protests for infringement of rules, there is an appeal procedure in place, whereby a decision of the Jury can be reviewed by a three-person Appeals Commission, all of whom are members of the Discipline Committee or its Rules Committee. Also, The Competition Jury supervises the preparation of the competition and the adherence to rules.

Alpine and Cross-Country Skiing: No judging or scoring system exists, as all competitions are decided on time.

Freestyle: Seven judges are assigned to adjudicate the performance based on three components: air (20%), form (50%), and landing (30%).

Nordic Combined: For the Cross-Country portion of the competition, no judging system exists, while the Ski Jumping competition is adjudicated by Ski Jumping judges, following its corresponding judging system.

Ski Jumping: Five judges assess each jump independently and the judged element, representing 50% of the total score, is combined with the distance that the athlete jumps to give the final points total.

Snowboard: Five international judges, plus the Head Judge, assess the half pipe event by evaluating the execution of the run and the routine attempted.

Training of judges and referees

Alpine and Cross-Country Skiing: Technical delegates must take part in annual updates and must act as Technical Delegates at test events before being assigned to major events.

Freestyle Skiing: Judges must attend annual International Clinics where they must take a standard video test which is measured against master scores as determined by the FIS. An annual seminar/update takes place for all Technical Delegates.

Ski Jumping and Nordic Combined: Seminars for Technical Delegates are held every second year, with national training sessions held annually.

Snowboard: FIS Judges Clinics take place annually and judges are required to attend an international clinic at least every second year and a national clinic in the alternate year to retain their judging licence. A FIS Technical Delegates' seminar/update takes place annually.

Selection of judges and referees

Alpine, Cross-Country and Nordic Combined: The respective sub-committee of each discipline proposes candidates for Technical Delegates and Jury Members. The proposals are reviewed by the Committee of each discipline before approval by the FIS Council.

Freestyle: National Ski Associations propose their Technical Officials for the Olympic Winter Games to the FIS Freestyle Committee, with the FIS Council making the final decision. Only "A" licensed judges may be assigned.

Ski Jumping: FIS decides on the countries that may nominate a jumping judge. The same judges officiate at the Olympic Winter Games for all Ski Jumping competitions and the Ski Jumping competitions of the Nordic Combined.

Snowboard: National Ski Associations propose the judges to the Snowboard Judges Working Group approximately 18 months prior to the Games. A judge must have worked at a minimum eight World Cups two years prior to the Olympic Winter Games.



Evaluation of judges and referees

Alpine, Cross-Country, and Nordic Combined: The respective sub-committee of each discipline reviews any incidents or problems that may have arisen during Technical Delegates assignments.

Freestyle: After each competition, the Head Judge prepares and submits a Head Judge Report on the competition and the judges' overall performance. The individual judge scores can be reviewed and compared against the other judges' total scores.

Ski Jumping: At each World Cup, World Championship or Olympic Winter Games, jumping judges are evaluated by an autonomous working group.

Snowboard: The Head Judge controls the objectiveness of the scores and is entitled to question it if necessary. Performance evaluation of the Technical Delegate and the Judges is carried out by the Snowboard Coordination Group.

For all FIS disciplines, in the event of fault on the part of the Technical Delegates or of unsatisfactory performance, action is taken in the form of suspension or demotion to lower levels.

Ethical rules for officials

The FIS states that it has implemented ethical rules for technical officials. Several rules to address non-compliance with the rules applicable to Technical Officials and Judges are in place and valid for all FIS disciplines. The FIS Statutes specify the principles, sanctions and penalties in the case of non-compliance with the FIS statutes by Technical Officials.

> ENVIRONMENT

ENVIRONMENT – EXPERT ANALYSIS

Environmental impact of the sport

As in the 2007 Olympic Programme Commission report, the environmental impact of Alpine and Cross-Country Skiing venues is evaluated as fairly high because the venues are usually located in mountain areas on natural slopes characterised by fragile ecosystems. The length of the tracks entails fragmentation of the ecosystems, hydro-geological risks and impacts on the natural landscape, both sports require snow-making systems and Alpine Skiing has an increased impact due to the need of dedicated lift facilities.

Freestyle Skiing and Snowboard venues are assessed as having a medium impact on the environment because they do not occupy a large portion of land and, despite requiring a snow-making system, they do not necessarily require permanent buildings.

The environmental impact of Ski Jumping is still assessed as high because it has the most impacting venue – after the bobsleigh/skeleton/luge venue – which requires permanent constructions and technical buildings, and has a significant permanent impact on the surrounding landscape.

Evaluation of the FIS' environmental programme, action plans and environmental assessments in preparation for Continental and World events as well as major constructions

The FIS adopted an environmental policy in 1994 (Mainau Manifesto) and approved the "Environmental Guidelines for Candidates for FIS World Championships" in 1998 (edition 2005 is now available). The FIS records in the Mainau Manifesto the principle that skiing must take into account the preservation of nature and the environment. The FIS also charges its member associations to organise their ski competitions and ski events according to the guidelines which are recognised by the international community and to construct their facilities and corresponding infrastructure in compatibility with the environment.

In general terms both the policy and the guidelines are appropriate and detailed. The guidelines contain references to simplified environment assessment, protected areas, stakeholder engagement and environmental management systems (ISO 14001, EMAS). An Environmental Report is also requested to WC Candidates for FIS evaluation.

> **ATHLETES**

ATHLETE REPRESENTATION

The FIS has an Athletes' Commission, wherein 100% are elected by their peers.

There is no formalised representation of the Athletes' Commission on the FIS Executive; however, individual members of the FIS Athletes' Commission can be proposed by National Ski Associations and voted on as members of the FIS Council with full voting rights.

Athletes have the right to vote within the decision making bodies of the FIS through its commissions, technical committees and Executive bodies, if they are elected members of the committee.

ATHLETE SUPPORT SERVICES WITHIN THE IF

The FIS has a programme and resources to assist athletes with the post-athletic career transition and combining sport and studies.

The FIS Academy is the education division of the International Ski Federation (FIS) and was established by The World Academy of Sport and IF Education. The FIS Academy's aim is to deliver 'Best Practice' academic programmes, in order to ensure that members of the FIS community across the globe have access to the highest quality education. The learning options offered by the FIS Academy include athlete education, and executive education for administrators and event organisers within the FIS community.

The FIS Academy in conjunction with the World Academy of Sport provides education solutions to pre-university and soon to include university aged athletes. Three levels of Athlete Education are offered or under development by the FIS Academy, delivering an internationally recognised balanced curriculum. This enables athletes to progress through the FIS Academy Education Pathway, maintaining contact with education in a time frame that accommodates their sporting commitments and aspirations. Many of the learning programmes have been established in a distance learning format to take into account the unique travel and lifestyle requirements that are part of an intensive sports schedule for athletes. Education programmes available through the FIS Academy Athlete Education Centre include;

University Degree: Course available on application with Academy recognised university partner.

Pre-University Education – IB Online Diploma: 3 years – flexible learning, Academy pre-learning education.

Sport Specific – Athlete certificate: 15-20 hours, completed at your own pace, Academy Award education.

ATHLETES' ENTOURAGE

The FIS states that it has initiatives or specific tools to inform and monitor the athletes' entourage. All members of an athlete's entourage (generally team officials in skiing and snowboarding) are entered to attend FIS competitions through the National Ski Association. Furthermore, they are required to have a FIS season accreditation which stipulates many conditions to ensure the entourage act responsibly and in accordance with FIS regulations.

ANTI-DOPING

Number of out-of-competition tests

- 2004: 433, of which 23.8% were conducted or financed by the FIS
- 2005: 711, of which 14.5% were conducted or financed by the FIS
- 2008: 1762, of which 90% were conducted or financed by the FIS and 10% by WADA
- 2009: 1'552 of which 91% were conducted or financed by the FIS and 9% by WADA

Total number of tests and results

Total number of tests reported by all accredited laboratories in 2005: 3,930

Total number of tests reported by all accredited laboratories in 2009: 1'552 (international level only)

Total number of the 3,930 tests reported in 2005 which resulted in Anti-Doping Rule violations: 7 (0.17%)

Total number of the 1'552 tests reported in 2009 which resulted in Anti-Doping Rule violations: 5 (0.03%)

ATHLETE'S HEALTH

Injury surveillance programme(s)

The FIS states that it has an injury surveillance programme in place; The FIS Injury Surveillance System (FIS ISS) was set up by FIS together with the Oslo Sports Trauma Research Center (OSTRC) during the 2006/07 season. The purpose of the FIS ISS is firstly to monitor injury patterns and trends in the different FIS disciplines (alpine skiing, freestyle skiing, snowboarding, ski jumping, nordic combined, cross-country skiing and telemark skiing) and secondly to provide background data for in-depth studies of the causes of injury. The ultimate objective is to reduce the risk of injuries among the athletes by suggesting preventive measure for the future. In 2009 OSTRC's introduced special biomechanical video analysis to show in detail the accident scenario and the mechanics of the accident.

As a next step for the FIS Injury Surveillance System (ISS), FIS has mandated the University of Salzburg with a three-year scientific project with two main objectives. First, the task for the University of Salzburg as a neutral body is to collect and structure suggestions from ski racing expert groups for target-oriented, short-term prevention strategies. Second, it will investigate the biomechanical background of ski racing specific risk factors and their combinations to provide a basis for future prevention strategies and changes in competition rules. The project operates on three levels, as despite the three year timeframe, there is an evident need for short term solutions to be realized from next season.

Ability to alter rules, regulations and/or competition format

The FIS states that procedures are in place to swiftly alter rules, regulations and/or competition format with the aim of protecting the health, safety and security of athletes. Each competition is individually managed by the jury with rules and procedures to cope with the weather, snow conditions, etc. that affect the health and safety of the athletes. The FIS Technical Committees are able to review their rules and procedures twice per year.

Regular review processes of a competition venue (including the field of play and equipment)

The FIS states that regular review processes are in place and conducted to ensure the safety and security of a competition venue (including the field of play and equipment). Competitions take place on homologated courses, hills, slopes, etc. The homologation is renewed on a regular basis which requires a thorough inspection. A key feature of the homologation process for the homologation inspection is to designate the required safety installations in order to provide adequate protection from any obstacles. At the Olympic Winter Games, FIS World Championships, FIS World Cup and Continental Cup events inspections takes place regularly (generally once per year) to check that the safety and security is at the necessary level.

Pre-competition health checks

The FIS states that it requires that pre-competition health checks are conducted. Cross-Country Skiing and Nordic Combined athletes are subject to pre-competition health tests at certain events during the season.

Medical expert on the IF Executive Board

The FIS states that a health, safety and security expert (medical expert) does not sit on its Executive Board. However, the FIS has a Medical Committee which reports directly to the Council.

Additional Health, Safety and Security measures

The FIS states that it has also developed blood testing to monitor and ensure the health, safety and/or security of athletes. FIS has been monitoring the development of various biological parameters among its athletes within the International Testing Pool since the establishment of the FIS Blood Profiling Program from the 2001/2002 season.

In practice, FIS already has the Athlete Passport program in place. The fundamental principle of such a program is based on monitoring an athlete's biological parameters to detect abnormal variations that indirectly reveal the effects of doping, as opposed to the traditional, direct detection of doping. The WADA Athlete Blood Passport regulations have been integrated into the FIS Blood Profiling Program that only entailed minor changes to the previous practice.

TECHNICAL EVOLUTION OF THE SPORT

The FIS has instituted the following means to control the technical evolution within the sport regarding:

- **Sport equipment:** Equipment Committee – Covering all FIS disciplines, Sub-committee for Ski Jumping Equipment, Working group for Alpine Technical Equipment.
- **Competition clothing:** Equipment Committee – Covering all FIS disciplines, Sub-committee for Ski Jumping Equipment, Working group for Alpine Technical Equipment.

> DEVELOPMENT

DEVELOPMENT OF THE IF

Strategic planning for the period 2011-2014

The FIS states that its strategic planning is not specifically documented in a single document, but the organisation's strategy is reviewed at the twice yearly meetings of the FIS Council and biannual gathering of all member National Ski Federations at the Congress.

It also states that the strategic milestones, assessed at every Congress, include: sports events and organisation, activities of developing nations, marketing, media exposure, and financial results and as a result support that can be provided to the member National Ski Federations for their activities.

Finance (data from the 2007 report in brackets)

Percentage of the Federation's total income coming from Olympic revenues: 2006-2010: 26.3% (12.2%)

Percentage of the Federation's total income generated by marketing and broadcasting: 2006-2010: 64.4% (82.9%)

DEVELOPMENT OF THE SPORT

Summary of the two main development programmes run by the FIS between 2006 and 2009

1. FIS Aid & Promotion Programme for Developing Ski Nations – 46 National Associations are currently supported by the programme, which includes activities such as: direct financial support for training and/or equipment for the National Ski Associations, free training days at FIS World Championships, training camps in the various disciplines, training and competitions organised by groups of National Ski Associations, and education seminars such as seminars for leaders and for youth.
2. FIS Solidarity Programme - Designed to assist active National Ski Associations with the development of the sport in their country. Support is specifically targeted at those Member Associations which do not profit from the income generated through rights for the organisation of World Cup races or through sponsorship for their National Ski Teams.

Existence of Sport Development Programmes

The FIS supports its Member National Federations through continental development programmes on all five continents.

Financial allocation of these programmes by continent (as a percentage):

Africa	America	Asia	Europe	Oceania
6	9	26	57	3

Existence of Sport Development Programmes for Youth

The FIS runs the following development programmes aimed specifically at youth:

- An annual Youth and Children's Seminar for persons working with these groups at the National Ski Federations
- Bring Children to the Snow - FIS SnowKidz: In 2008 FIS initiated campaign with the vision 'All children between the ages of four and fourteen should have the chance to experience the fascination of snow'. The campaign has been divided into two dimensions: an International Communication Campaign and a National Activity Campaign with different projects and programmes depending on the country. Externally the campaign activities will be known through the 'FIS SnowKidz' brand.

GENDER EQUITY

In the sport

Percentage of Member National Federations which took part in qualifying events for the Olympic Winter Games (FIS competitions):

	Turin		Vancouver	
	♂	♀	♂	♀
Alpine	54.7	38.7	70.9	58.2
Cross-Country	63.2	44.3	58.2	41.0
Freestyle	29.2	28.3	35.4	28.2
Nordic Combined	18.9	-	18.2	-
Ski Jumping	27.4	-	25.4	-
Snowboard	31.1	32.1	55.4	17.0

In the IF governing body

Composition of Executive (data from 2007 report in brackets):

♂ : 17 (17) ♀ : 1 (1)

The FIS Executive has a female membership of 6%.

Women in Sport Commission

The FIS states that it has Women in Sport Commissions. The Sub-Committee for Ladies' Cross-Country deals with all questions concerning international ladies' Cross-Country skiing. This includes following and studying Cross-Country skiing and presenting proposals to the Cross-Country Committee and the Council.

The Sub-Committee for Ladies' Alpine Skiing supervises and studies the Alpine competitions for women while discussing its future and present to the FIS Council and the Congress. It delivers proposals to the Executive and the Alpine Committee and the Council about the promotion and future developments of Women's Alpine Skiing.

The two committees also collaborate with each other concerning special women's questions, such as gender verification, medical examination, youth skiing, women's representation, etc.

SPORT FOR ALL

The FIS states that it has Sport for All Commission that is developing the following initiatives: Bring Children to the Snow 'FIS SnowKidz'.

FIS has developed the 10 Rules for the Conduct of Skiers and Snowboarders which are recognised worldwide and published in a large number of ski resorts in their own language. These rules are effectively the highway code of the slopes and have contributed to safer and better regulated activity. The 10 Rules will be integrated as part of the multi-year international Bring Children to the Snow campaign in an easy to understand, visual and child-targeted form beginning with the current 2010/2011 season.

> COSTS
VENUES COSTS AT THE OLYMPIC WINTER GAMES
Alpine Skiing Speed Events (IOC Gross Capacity Guideline - 8,000-18,000)

These events are typically at an existing ski area and venue costs are therefore moderate depending on the amount of construction required to bring the race course, snow making, chair lifts, and finish area to Olympic competition standards.

Sharing of the venue is highly dependent on the competition schedule and contingencies for weather days. The downhill event is the most likely to be delayed or postponed to another day, thereby creating impacts to the schedule for other events if the venue is shared. In Salt Lake, the venue hosted men's and women's downhill, super GS, and alpine combined. In Torino, the men's and women's events were held at separate venues and the separate venues were shared with men's and women's Alpine Skiing Technical Events respectively. In Vancouver both Speed and Technical events for men and women were at one venue (Whistler Creekside)

The venue offers a moderate legacy for recreational use and future racing if the IF will commit to dates for World Cup or World Championships. The upper reaches of the downhill race course are typically not well suited for recreational skiing and the costs of course construction/snowmaking installation to the top of the race course is justified as an Olympic competition requirement and ski racing legacy.

Alpine Skiing Technical Events (IOC Gross Capacity Guideline - 8,000-18,000)

These events are typically at an existing ski area, and usually require less construction than the speed events to bring the race course, snow making, chair lifts, and finish area to Olympic competition standards. The venue costs are therefore relatively low.

Depending on the topography of the venue, common finish areas, competition management facilities and possibly the race course may be shared with Snowboard Parallel GS. In Vancouver the Alpine Speed Events and Technical Events share the same venue.

This venue typically offers a good legacy for recreational skiing and for future ski racing.

Cross-Country Skiing (IOC Gross Capacity Guideline - 13,000)

Venue costs are moderate if the venue is to be built new as in Salt Lake, Turin and Vancouver.

A combined Biathlon and Cross Country venue can deliver a lower cost solution through combined facilities, some common course areas and separate finish areas. In Salt Lake, the competition management facilities, back of house areas, transportation infrastructure and portions of the race course were shared between Biathlon and Cross Country; however in Torino the venues were totally separate resulting in two venues with a combined cost in the high range. In Vancouver there were no common competition management or race course elements, however the venue shared common transportation and back of house areas offsetting some overlay costs.

The legacy can be good if recreational course elements and amenities (warming huts and food service) are designed into the venue.

Freestyle Skiing (IOC Gross Capacity Guideline - 4,000-14,000)

These events are typically held at an existing ski area, and usually require less construction than Alpine ski events to bring the course, snow making, chair lifts, and finish area to Olympic competition standards. The venue costs are therefore relatively low.

The venue can be shared with Alpine Skiing Technical Events or Snowboard depending on the topography and available ground space at the venue.

Legacy is typically good for both recreational use and future competitions.

Nordic Combined

The event typically uses the Ski Jumping and Cross-Country venues and the transition costs are minimal. Therefore the venue costs are low.

The legacy is dependent on the popularity of the sport as well as Ski Jumping and Cross Country in the host country or region.

Ski Jumping (IOC Gross Capacity Guideline 13,000- 18,000)

Venue costs are high if the venue is to be built new as in Salt Lake, Turin and Vancouver. The site requirements and topography of the venue typically involve a significant amount of earthwork and difficult construction of access roads to the top of the Ski Jumps.

The venue site for Ski Jumping may be part of a Nordic complex however the Jump Area itself is not able to be shared with any other sport except Nordic Combined.

The legacy is entirely dependent on the popularity of the sport in the host country or region. The venue legacy in recent Games has not been financially sustainable without significant subsidies.

Snowboard (IOC Gross Capacity Guideline - 4,000-14,000)

These events are typically at an existing ski area, and usually require less construction than Alpine Skiing events to bring the course, snow making, chair lifts, and finish area to Olympic competition standards. The venue costs are therefore relatively low.

The venue can be shared with Alpine Skiing or Freestyle depending on the topography and available ground space at the venue.

Legacy is typically good for both recreational use and future competitions.

OPERATIONAL COSTS AT THE OLYMPIC WINTER GAMES

Technology requirements at competition venues

Level of technology costs at the Olympic Winter Games:

- Alpine Skiing: Very high
- Cross-Country Skiing: Very high
- Freestyle Skiing: High
- Nordic Combined: Medium
- Ski Jumping: High
- Snowboard: High

Level of technology complexity at the Olympic Winter Games:

- Alpine Skiing: Very high
- Cross-Country Skiing: Very high
- Freestyle Skiing: High
- Nordic Combined: High
- Ski Jumping: High
- Snowboard: High

Television production cost

Alpine Skiing: Television production for this sport cost EUR 556,107 per day of competition at the Vancouver 2010 Olympic Winter Games. There were 10 competition days and 77 hours of production, with an average cost/hour of EUR 72,222.

Cross-Country Skiing: Television production for this sport cost EUR 338,255 per day of competition at the Vancouver 2010 Olympic Winter Games. There were 9 competition days and 58 hours of production, with an average cost/hour of EUR 52,488.

Freestyle Skiing: Television production for this sport cost EUR 258,269 per day of competition at the Vancouver 2010 Olympic Winter Games. There were 8 competition days and 39 hours of production, with an average cost/hour of EUR 52,978.

Nordic Combined: Television production for this sport cost EUR 789,919 per day of competition at the Vancouver 2010 Olympic Winter Games. There were 3 competition days and 17 hours of production, with an average cost/hour of EUR 139,398.

Ski Jumping: Television production for this sport cost EUR 587,346 per day of competition at the Vancouver 2010 Olympic Winter Games. There were 5 competition days and 40 hours of production, with an average cost/hour of EUR 73,418.

Snowboard: Television production for this sport cost EUR 415,631 per day of competition at the Vancouver 2010 Olympic Winter Games. There were 6 competition days and 50 hours of production, with an average cost/hour of EUR 49,876.

This report represents the collective opinion of the Olympic Programme Commission, which is composed of the following members:

Mr Franco CARRARO, Chairman
Mrs Kate CAITHNESS
Mr Phillip Walter COLES
Mr Guido De BOND
Mr Robert ELPHINSTON
Mr Michael S. FENNELL
Mr Frank FREDERICKS
Mr Ron FROEHLICH
Mr Nat INDRAPANA
Mrs Lingwei LI
Mrs Gunilla LINDBERG
Mr Shun-ichiro OKANO
Mr Sam RAMSAMY
Mr Craig REEDIE
Mr Andrew RYAN
Mr Walter SIEBER

First and foremost, the members of the Olympic Programme Commission would like to express their gratitude to the seven International Federations for their excellent collaboration throughout the preparation of this report.

The members of the Commission would also like to thank the following people for their contribution to the work of the Commission:

EXPERTS

Mr Paolo REVELLINO, Environment
Mr Grant THOMAS, Venue Costs

IOC ADMINISTRATION

All the IOC Directors and members of the IOC administration who helped with the Commission's work.