



WEEKLY UPDATE | Voluntary Repatriation of Somali Refugees From Kenya.

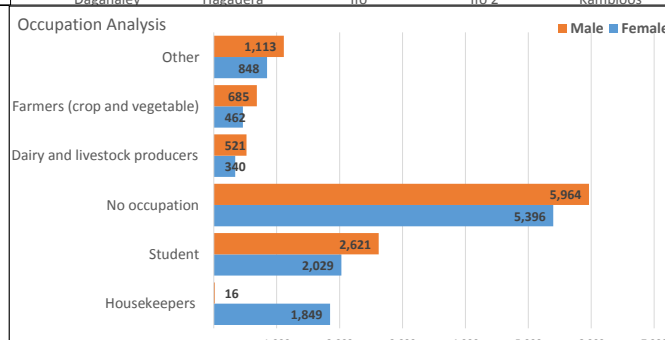
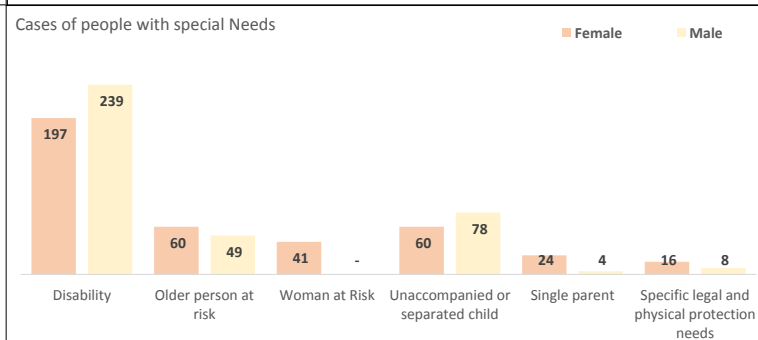
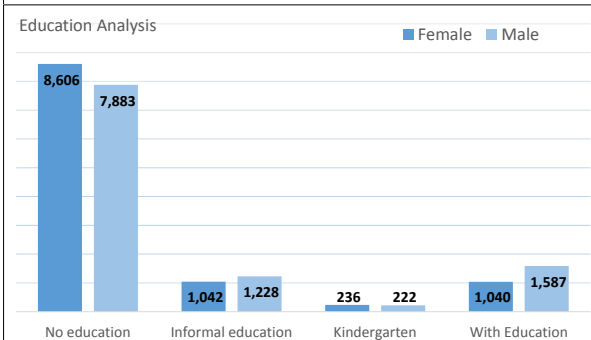
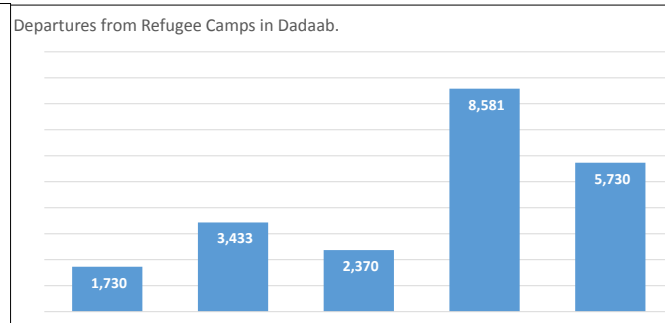
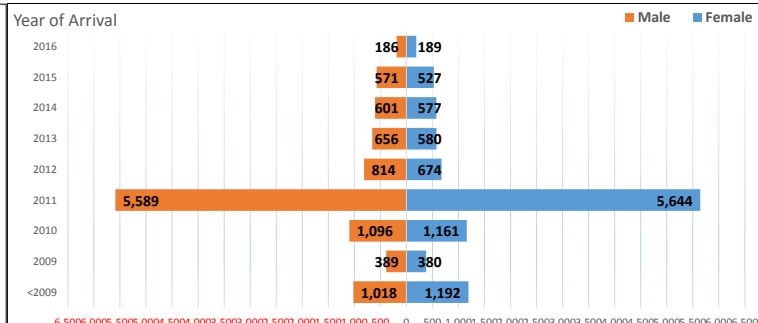
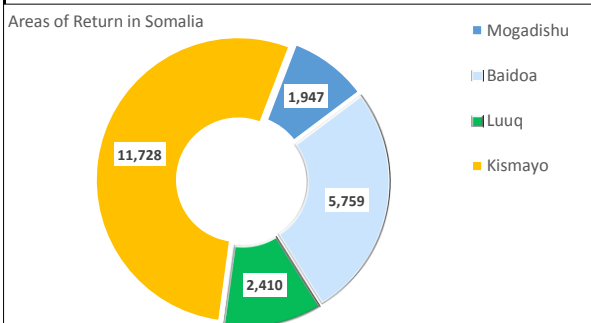
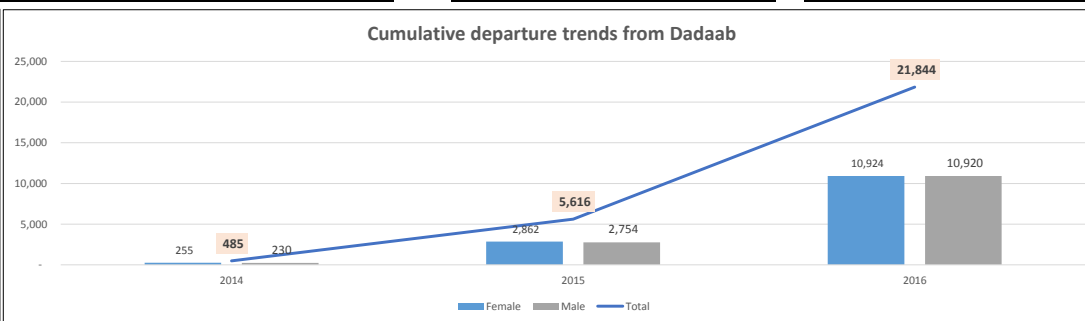
2016 DEPARTURES FROM KENYA	
Location	Individuals
Dadaab	21,844
Nairobi	10
Kakuma	123
Grand Total	21,977

CUMULATIVE DEPARTURES FROM KENYA	
Location	Location
Dadaab	27,945
Nairobi	10
Kakuma	123
Grand Total	28,078

CUMULATIVE DEPARTURES FROM DADAAB			
Year	Female	Male	Total
2014	255	230	485
2015	2,862	2,754	5,616
2016	10,924	10,920	21,844
Total	14,041	13,904	27,945

2016 DADAAB SUMMARY	
Details	Totals
No. of Households	4,208
No. of Individuals	21,844
No. of Females	10,924
No. of Males	10,920
No. of Special Needs	776

CONVOYS SUMMARY	
ROAD CONVOYS	96
FLIGHTS	
Mogadishu	88
Kismayu	4
Baidoa	6



Source: UNHCR S.O Dadaab (ProGres)

Contacts: Mr. Arshad Milad: milada@unhcr.org | Mr. Enock Sosthenes: sosthene@unhcr.org | Ms. Angeline Mbiu: Mbiu@unhcr.org | Mr. Andrew Mutua: mutuaa@unhcr.org

Profile of Voluntary Repatriation Departures

Cumulative Analysis

Reported Departures From 1st to 26th August 2016

Breakdown by Camp of Asylum, Age and Gender

Camp	0 - 4			5 - 11			12 - 17			18 - 59			60+			Grand Total		
	F	M	Total	F	M	Total	F	M	Total	F	M	Total	F	M	Total	Persons	%	HouseHolds
Dagahaley	175	178	353	255	292	547	155	145	300	289	199	488	23	19	42	1,730	8%	372
Hagadera	308	397	705	516	499	1,015	287	303	590	646	402	1,048	29	46	75	3,433	16%	752
Ifo	203	270	473	325	352	677	206	187	393	425	331	756	31	40	71	2,370	11%	514
Ifo 2	934	955	1,889	1,164	1,382	2,546	660	844	1,504	1,377	1,072	2,449	64	129	193	8,581	39%	1,538
Kambioos	550	583	1,133	872	946	1,818	452	561	1,013	925	700	1,625	53	88	141	5,730	26%	1,032
Grand Total	2,170	2,383	4,553	3,132	3,471	6,603	1,760	2,040	3,800	3,662	2,704	6,366	200	322	522	21,844	-	4,208

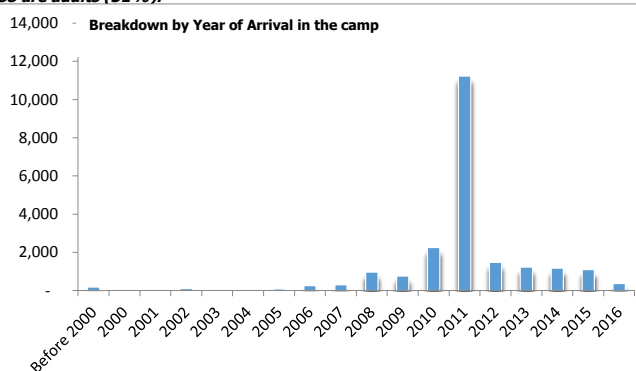
Breakdown by Marital Status

Marital Status	Female	Male	Total	%
Divorced	218	62	280	1%
Married	2,770	1,939	4,709	22%
Single	7,624	8,857	16,481	75%
Separated	19	8	27	0%
Widowed	293	54	347	2%
Grand Total	10,924	10,920	21,844	-

NB: 14956 returnees are minors representing 68% and 6888 are adults (31%).

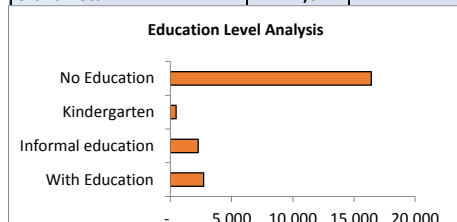
Breakdown by Year of Arrival in the camp

Arrival Year	F	M	Total	%
Before 2000	124	66	190	1%
2000	18	14	32	0%
2001	18	8	26	0%
2002	61	46	107	0%
2003	24	23	47	0%
2004	32	18	50	0%
2005	48	47	95	0%
2006	127	139	266	1%
2007	156	156	312	1%
2008	515	454	969	4%
2009	380	389	769	4%
2010	1,161	1,096	2,257	10%
2011	5,644	5,589	11,233	52%
2012	674	814	1,488	7%
2013	580	656	1,236	6%
2014	577	601	1,178	5%
2015	527	571	1,098	5%
2016	189	186	375	2%
Grand Total	10,855	10,873	21,728	-

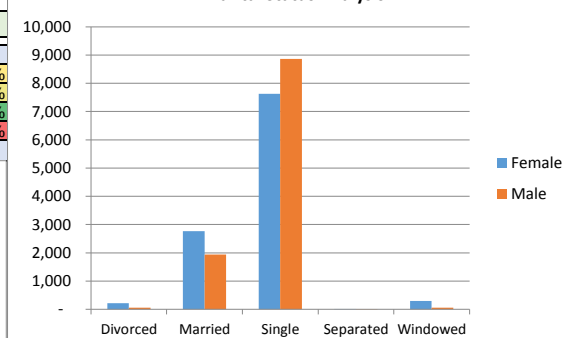


Breakdown by Education Level

Education Level	Total	%
With Education	2,704	12%
Informal education	2,270	10%
Kindergarten	458	2%
No Education	16,412	75%
Grand Total	21,844	-

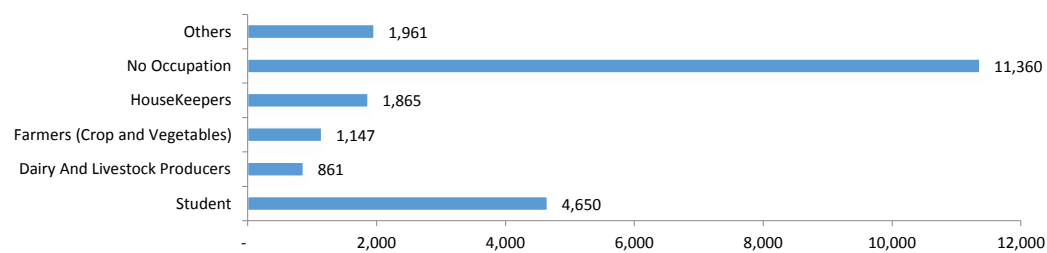


Marital Status Analysis



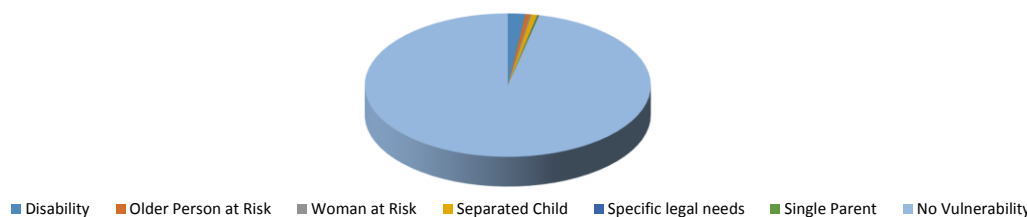
Breakdown by Occupation

Occupation	Total	%
Student	4,650	21%
Dairy And Livestock Producers	861	4%
Farmers (Crop and Vegetables)	1,147	5%
HouseKeepers	1,865	9%
No Occupation	11,360	52%
Others	1,961	9%
Grand Total	21,844	-



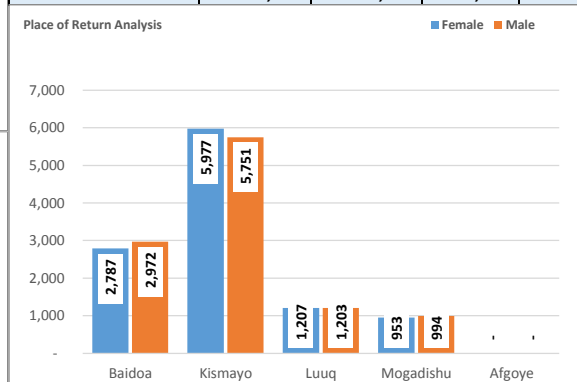
Breakdown by Vulnerability

Vulnerability	Individuals	%
Disability	436	2%
Older Person at Risk	109	0%
Woman at Risk	41	0%
Separated Child	138	1%
Specific legal needs	24	0%
Single Parent	28	0%
No Vulnerability	21,068	96%
Grand Total	21,844	-



Breakdown by Place of Return

Return Area	Female	Male	Total	%
Baidoa	2,787	2,972	5,759	26%
Kismayo	5,977	5,751	11,728	54%
Luuq	1,207	1,203	2,410	11%
Mogadishu	953	994	1,947	9%
Afgoye	-	-	-	0%
Grand Total	10,924	10,920	21,844	-

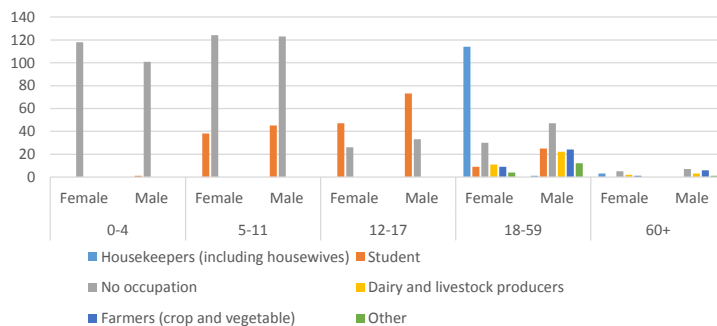


Other() : Other ethnicities are Ashraaf, Banjuni, Dir, Geri, Hawadle, Madiban, Majerteen, Somali Bantu*

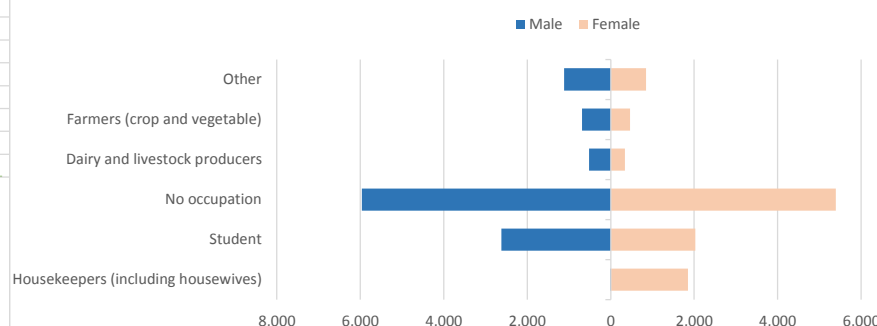
OCCUPATION ANALYSIS BY AGE GROUP

Occupation Analysis	0-4			5-11			12-17			18-59			60+			Grand Total			
	Female	Male	Total	Female	Male	Total	Female	Male	Total	Female	Male	Total	Female	Male	Total	Female	Male	Persons	%
Housekeepers (including housewives)	-	-	-	1	2	3	1	1	2	1,802	13	1,815	45	-	45	1,849	16	1,865	9%
Student	-	1	1	622	686	1,308	1,107	1,330	2,437	300	604	904	-	-	-	2,029	2,621	4,650	21%
No occupation	1,486	1,633	3,119	2,494	2,769	5,263	644	703	1,347	678	747	1,425	94	112	206	5,396	5,964	11,360	52%
Dairy and livestock producers	-	-	-	-	1	1	-	-	-	315	442	757	25	78	103	340	521	861	4%
Farmers (crop and vegetable)	-	-	-	-	-	-	-	-	-	437	589	1,026	25	96	121	462	685	1,147	5%
Other	684	749	1,433	15	13	28	8	6	14	130	309	439	11	36	47	848	1,113	1,961	9%
Grand Total	2,170	2,383	4,553	3,132	3,471	6,603	1,760	2,040	3,800	3,662	2,704	6,366	200	322	522	10,924	10,920	21,844	-

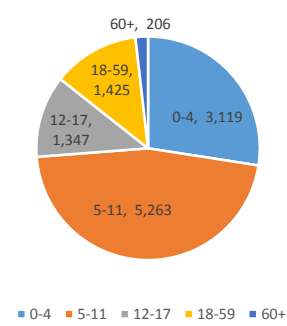
Occupation Analysis by Age Group



Occupation Analysis by Gender



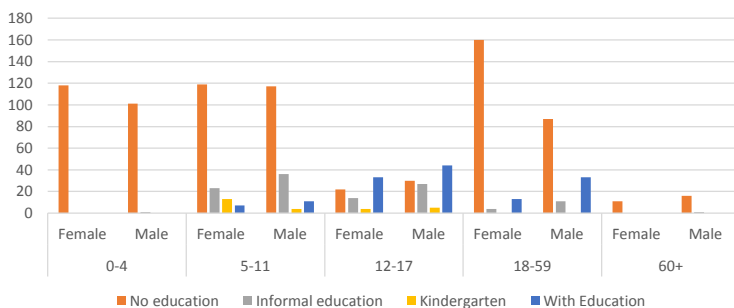
No Occupation



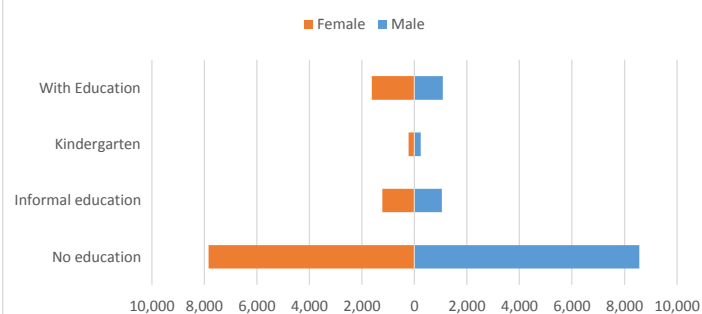
EDUCATION ANALYSIS BY AGE GROUP

Education Analysis	0-4			5-11			12-17			18-59			60+			Grand Total			
	Female	Male	Total	Female	Male	Total	Female	Male	Total	Female	Male	Total	Female	Male	Total	Female	Male	Persons	%
No education	2,141	2,344	4,485	2,488	2,747	5,235	587	635	1,222	3,160	1,825	4,985	194	291	485	8,570	7,842	16,412	75%
Informal education	2	2	4	432	495	927	471	530	1,001	133	181	314	4	20	24	1,042	1,228	2,270	10%
Kindergarten	-	-	-	125	128	253	110	92	202	1	2	3	-	-	-	236	222	458	2%
With Education	27	37	64	87	101	188	592	783	1,375	368	696	1,064	2	11	13	1,076	1,628	2,704	12%
Grand Total	2,170	2,383	4,553	3,132	3,471	6,603	1,760	2,040	3,800	3,662	2,704	6,366	200	322	522	10,924	10,920	21,844	-

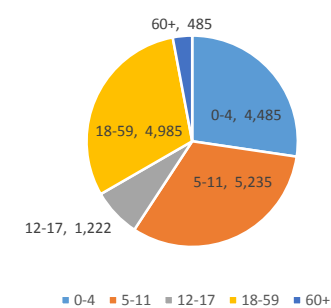
Education Analysis by Age Group



Education Analysis by Gender



No education

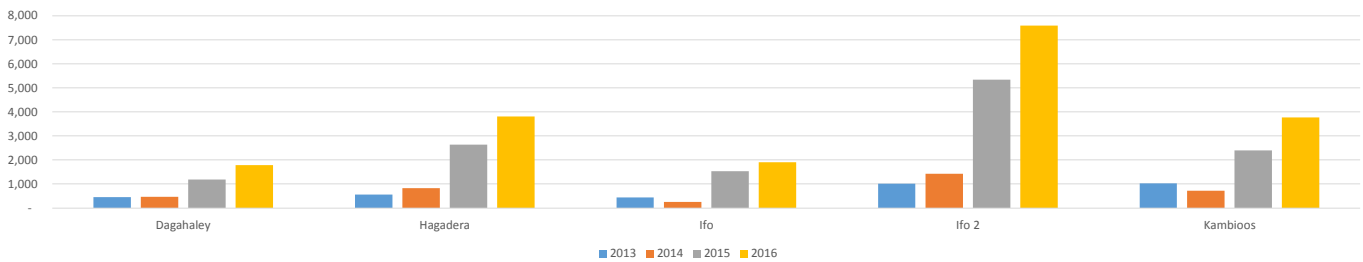


Trends of POCs Approaching the Return Help Desk

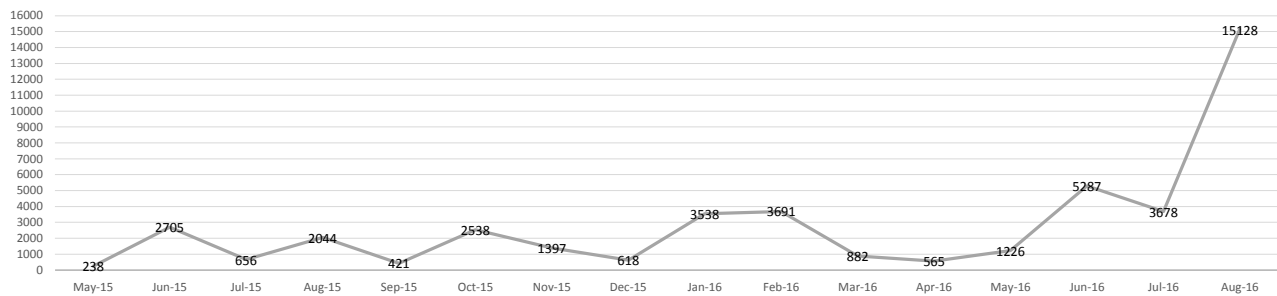
Trends POCs Approaching Return Help Desk Per Year Per Camp as of 26th August 2016

Years	Dagahaley	Hagadera	Ifo	Ifo 2	Kambioos	Total
2013	450	559	445	1,013	1,025	3,492
2014	466	828	247	1,424	725	3,690
2015	1,191	2,635	1,530	5,337	2,393	13,086
2016	1,788	3,815	1,899	7,597	3,771	18,870
Aug-16	1,207	3,224	2,807	3,345	4,545	15,128
Grand Total	5,102	11,061	6,928	18,716	12,459	54,266

Trends of POCs Approaching the Return Help Desk per year per camp



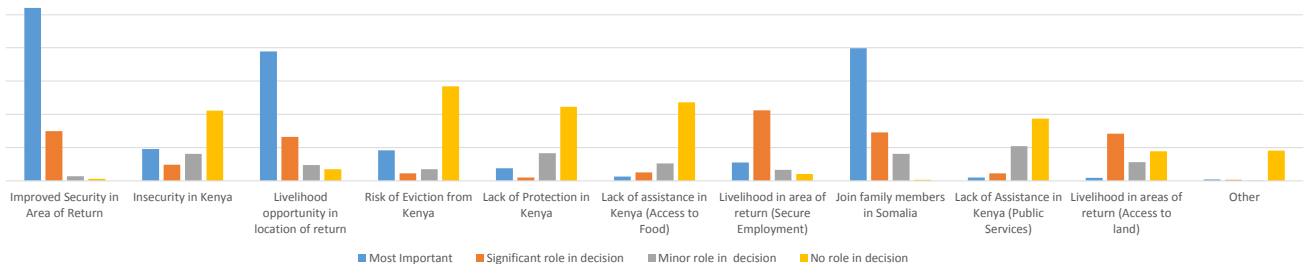
Trends of POCs Approaching the Return Help Desk between May 2015 and August 2016



STATISTICS ON RETURN REASONS

Reason to Return	Most Important	Significant role in decision	Minor role in decision	No role in decision
Improved Security in Area of Return	25,994	7,495	667	291
Insecurity in Kenya	4,777	2,433	4,065	10,554
Livelihood opportunity in location of return	19,473	6,586	2,361	1,724
Risk of Eviction from Kenya	4,566	1,121	1,753	14,229
Lack of Protection in Kenya	1,862	512	4,129	11,128
Lack of assistance in Kenya (Access to Food)	632	1,245	2,587	11,794
Livelihood in area of return (Secure Employment)	2,772	10,597	1,663	1,026
Join family members in Somalia	19,934	7,262	4,069	163
Lack of Assistance in Kenya (Public Services)	484	1,132	5,213	9,346
Livelihood in areas of return (Access to land)	451	7,084	2,820	4,422
Other	221	127	68	4,529

Decision on Return

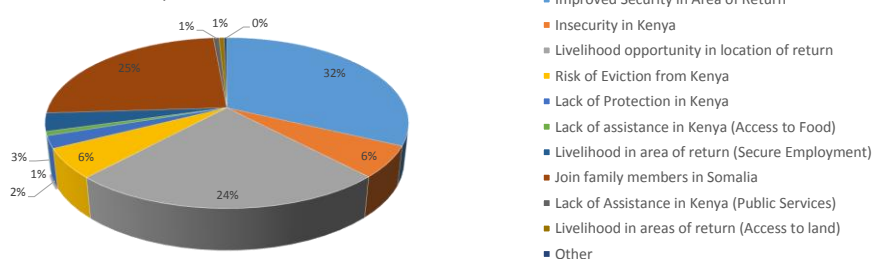


Reason to Return	Most Important	Percentage
Improved Security in Area of Return	25,994	32%
Insecurity in Kenya	4,777	6%
Livelihood opportunity in location of return	19,473	24%
Risk of Eviction from Kenya	4,566	6%
Lack of Protection in Kenya	1,862	2%
Lack of assistance in Kenya (Access to Food)	632	1%
Livelihood in area of return (Secure Employment)	2,772	3%
Join family members in Somalia	19,934	25%
Lack of Assistance in Kenya (Public Services)	484	1%
Livelihood in areas of return (Access to land)	451	1%
Other	221	0%

Most refugees have 3 return reason as the most important reasons for deciding to return:

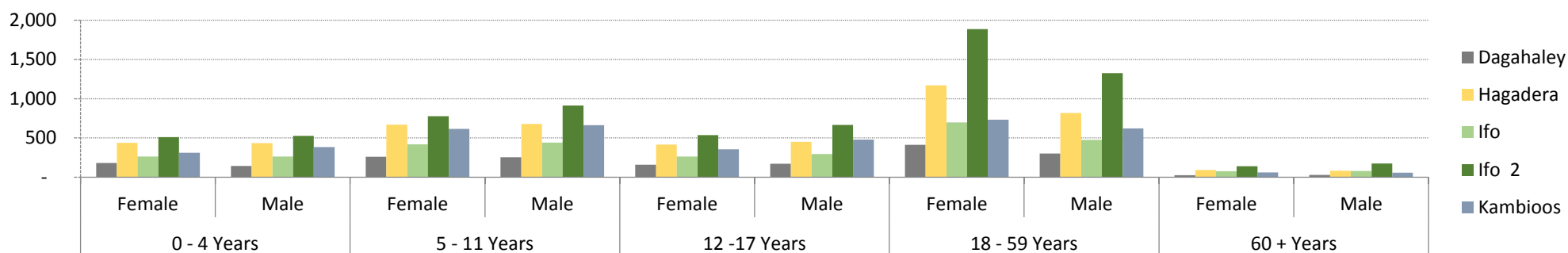
1. Improved Security in area of return.
2. Livelihood opportunities in location of return
3. Join family members in Somalia

Most Important Return Reason



Return Help Desk Statistics Per Camp for those willing to Return as of 26h August 2016

Camp	0 - 4 Years		5 - 11 Years		12 -17 Years		18 - 59 Years		60 + Years		Total	%
	Female	Male	Female	Male	Female	Male	Female	Male	Female	Male		
Dagahaley	182	142	261	254	158	171	413	303	27	28	1,939	9%
Hagadera	437	435	668	679	415	450	1,171	818	91	82	5,246	24%
Ifo	265	264	418	440	263	296	697	476	77	80	3,276	15%
Ifo 2	512	526	776	915	537	665	1,886	1,327	140	175	7,459	34%
Kambioos	311	384	616	662	357	479	733	621	62	59	4,284	19%
Grand Total	1,707	1,751	2,739	2,950	1,730	2,061	4,900	3,545	397	424	22,204	-



Place of Return to Somalia

Time of Return to Somalia per Camp

Is it Area of Origin?

Camp

Place of Return	Is it Area of Origin?			Total	Return Period	Camp					Total
	Yes	No	Unknown			Dagahaley	Hagadera	Ifo	Ifo 2	Kambioos	
Kismayo	8,377	6,392	75	14,844	3 Months	1,934	5,246	3,220	7,285	4,283	21,968
Mogadishu	1,782	762	11	2,555	3 to 6 Months	-	-	14	149	-	163
Baidoa	1,662	2,049	27	3,738	In one year period	-	-	-	11	-	11
Dinsor	70	-	-	70	Other	5	-	42	14	1	62
Luuq	124	263	11	398	Grand Total	1,939	5,246	3,276	7,459	4,284	22,204
Belet Hawa	19	-	5	24							
Buale	91	9	-	100							
Other	364	102	9	475							
Grand Total	12,489	9,577	138	22,204	<i>"Other" Place of Return refers to: Sakow, Bardera, Afmadow, Jamame, El Waq, Jilib, Marka, Afgoye, Belet Weyne, Garbahare, Abduwaaq, Wajid, Kurtun Warey, Barbera, Qansah Dere, Jowhar, Bosaso and Galkayo</i>						

Status	Total
Total Interviewed	54,266
Willing to Return	53,939
Not willing to Return	327
Returnees	27,945
Inactivated	3,790
Active	22,204

From the launch of Return Help Desk in all Dadaab's camps at the end of November 2013; 54,266 PoCs were interviewed and 53,939 among them have expressed their intention to repatriate to Somalia. 27,945 Individuals have been repatriated to Somalia as of 26h August 2016. 3,790 have been inactivated in proGres database for No-show or spontaneous departure. While 22,204 refugees willing to return (in principle) remain active.

Despite the relatively high number of refugees who have indicated their willingness to return, some have changed their mind which has impacted the voluntary repatriation plans. It is also worth noting that in the absence of finalized plan (which is almost done) for the assistance to returnees going to areas beyond the 9 opened for returns, it has not been possible to facilitate the return of refugees going to those areas. This has generated complaints from refugees and may have justified some spontaneous departures.