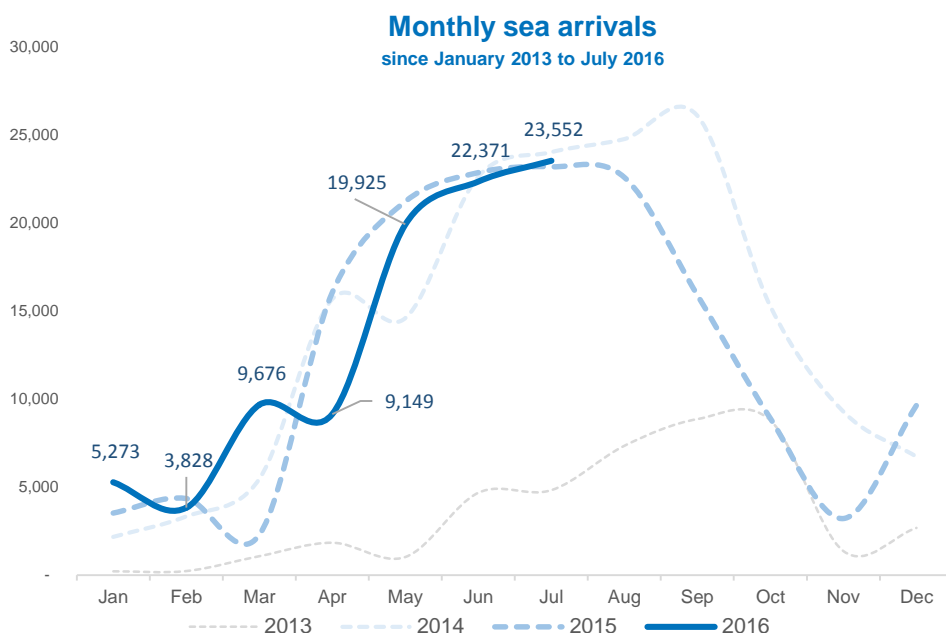
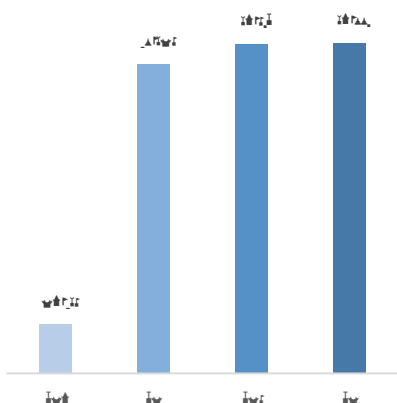


Italy Sea Arrivals Dashboard

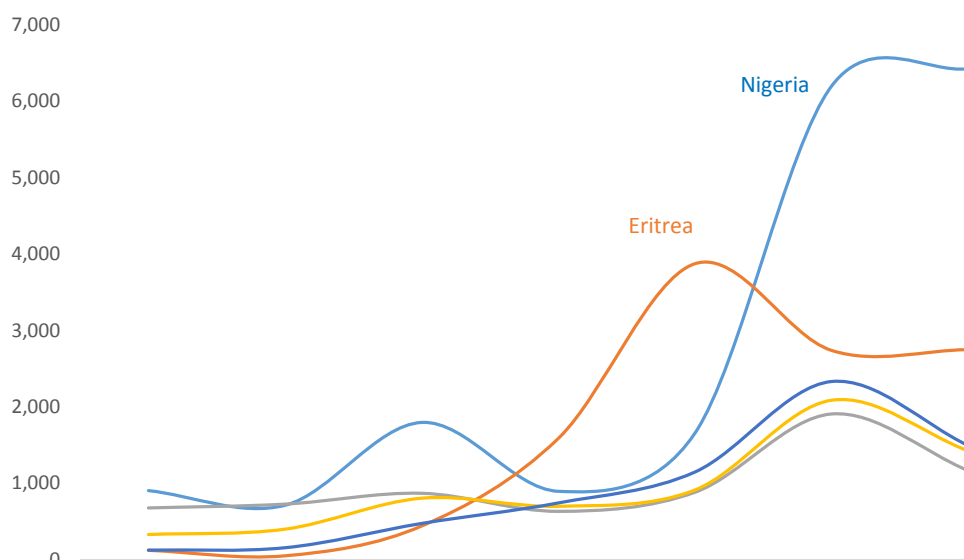
January - July 2016



Between 1 January and 31 July 2016, 93,774 persons arrived to Italy by sea: this represents a 0.3% increase when compared to sea arrivals registered between 1 January and 31 July 2015. Arrivals by sea remain thus **almost equal with those of last year**, which indicates that no re-routing from the Eastern to the Central Mediterranean has occurred.

Like in previous years, sea arrivals increased during the summer, when better weather conditions make it easier to cross at sea.

Sea arrivals: top 5 nationalities by month

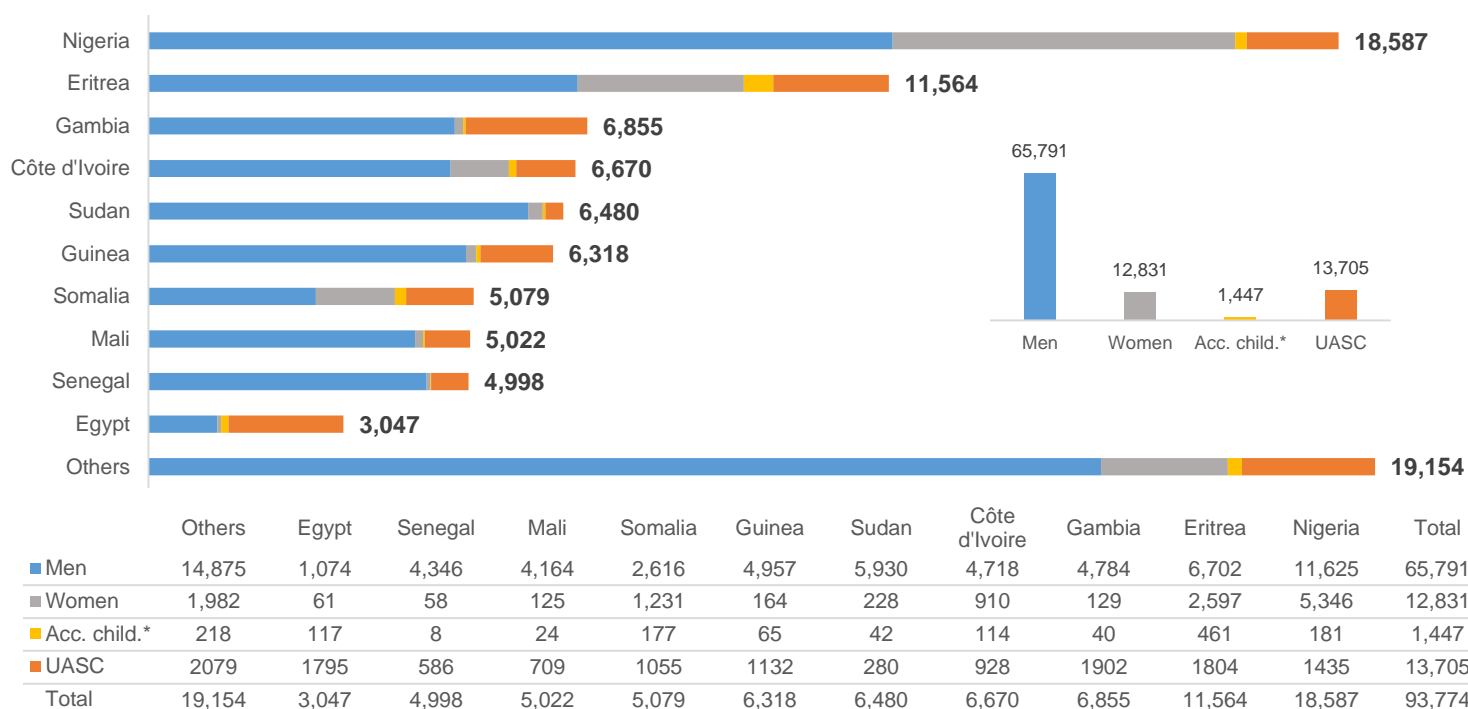


New sea arrivals originate mainly from sub-Saharan Africa. Between January and July 2016, Nigerian nationals represented the largest group (18,587), followed by Eritreans (11,564), and, in lesser numbers, by Gambians (6,855), Ivoirians (6,670) and Sudanese (6,480).

	Jan	Feb	Mar	Apr	May	Jun	Jul	Total
Nigeria	905	713	1,797	896	1,656	6,196	6,424	18,587
Eritrea	123	51	441	1,587	3,874	2,739	2,749	11,564
Gambia	676	726	868	631	881	1,908	1,165	6,855
Côte d'Ivoire	332	402	807	701	914	2,088	1,426	6,670
Sudan	127	158	476	744	1,148	2,332	1,495	6,480

The charts below are based on figures from the Italian Ministry of Interior and UNHCR estimates. All figures are provisional and subject to change.

Top 10 nationalities of sea arrivals to Italy by gender and age

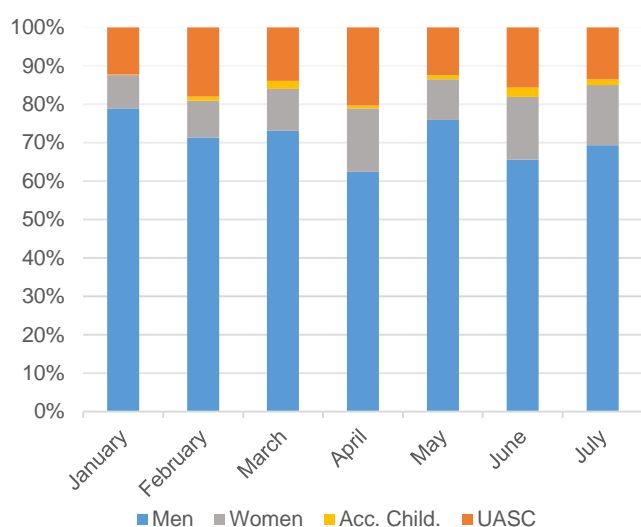


* Accompanied children

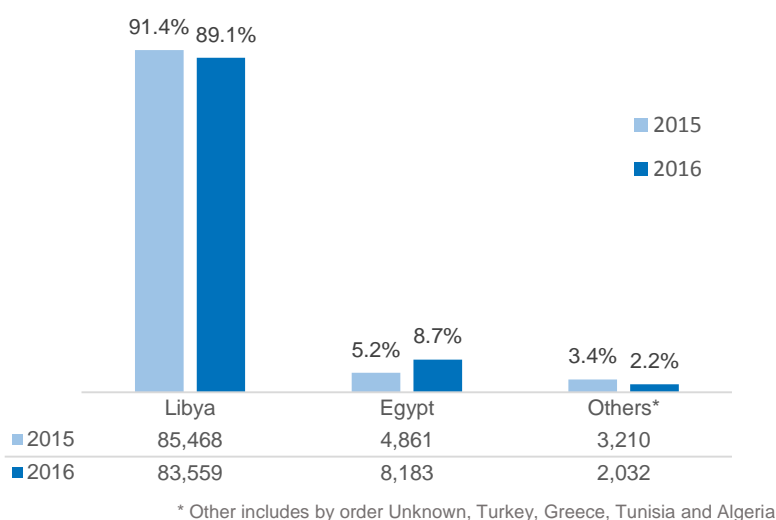
New arrivals are predominantly male. Like in previous years, women represent 13.7% of new arrivals so far this year. However, higher proportions of women are to be noted among Nigerians (5,436 women, 28.8% of all Nigerians), Somalis (1,231, 24.2%) and Eritreans (2,597, 22.4%).

An increasing number of Unaccompanied and Separated Children (UASC) arrived this year: 15% of all new arrivals between January and July 2016 are UASC, as opposed to 7% in 2015 and 10% in 2014. The top 3 nationalities of UASC children are Gambian, Eritrean and Egyptian. UASC represent 58.9% of all Egyptians arrived by sea, which is the highest proportion of UASC among top ten nationalities arriving during the first seven months. More detailed information on UASC can be found in the Italy UASC Dashboard.

Sea arrivals: gender and age by month



Country of embarkation from January to July, 2016 vs 2015



* Other includes by order Unknown, Turkey, Greece, Tunisia and Algeria

In the first seven months of 2016, most persons who arrived to Italy by sea started their crossing from Libya. This remains in line with the trend in 2015. Approximately 8.7% of those arrived by sea this year travelled instead from Egypt, a very slight increase compared to the number of departures from Egypt in the previous year (5.2%).