



INTERNATIONAL
OLYMPIC
COMMITTEE

Olympic Games Tokyo 2020

Tokyo 2020 OCOG proposal on new sports


OLYMPIC PROGRAMME COMMISSION REPORT



Olympic Games Tokyo 2020


Tokyo 2020 OCOG
proposal on new sports

Olympic Programme Commission Report – July 2016



Contents

Introduction	05
1. The process – A two-year journey	08
2. The five sports – A balanced package	14
3. Value proposition – Aligned visions	46
4. Iconic locations – A fresh approach	48
5. Feedback – Strong support	58
6. Observation reports	64



Introduction

Following the unanimous approval of Olympic Agenda 2020 in December 2014, a new opportunity arose for Organising Committees for the Olympic Games (OCOGs) to propose additional events in new sports to be added for their edition of the Olympic Games. This has been reflected in Rule 45 of the Olympic Charter concerning the Programme of the Olympic Games. The Tokyo 2020 Organising Committee is the first to have the chance to exercise this opportunity. On 28 September 2015, it submitted a proposal to the IOC for 18 events in 5 sports to be added to the programme of the Games of the XXXII Olympiad in Tokyo.

Following the Olympic Programme Commission's analysis and review, a recommendation was made to the IOC Executive Board (EB). This recommendation included the full package of sports, events and athletes for the consideration of the IOC EB. On 1 June 2016, the IOC EB reviewed the recommendation and subsequently proposed the full package for the IOC Session's decision.

If approved at the IOC Session in Rio de Janeiro, the change would be the most comprehensive evolution of the Olympic programme in modern history.

This report is divided into six sections:

- **The process – A two-year journey:** This section summarises the comprehensive process adopted by the IOC and Tokyo 2020 in approaching the newly created OCOG proposal.
- **The five sports – A balanced package:** This section looks at the five sports as part of the balanced package proposed by Tokyo 2020.
- **Value proposition – Aligned visions:** This section looks at the added value to Tokyo 2020 and the Olympic Movement from the inclusion of the five sports.
- **Iconic locations – A fresh approach:** This section looks at the iconic locations that could potentially host the five proposed sports.
- **Feedback – Strong support:** This section gathers feedback from different stakeholders on the five sports proposed by Tokyo 2020.
- **Observation reports:** This section includes reports by Olympic Programme Commission members on events they observed for each sport.

Baseball and Softball



Karate



Skateboarding





Sport Climbing

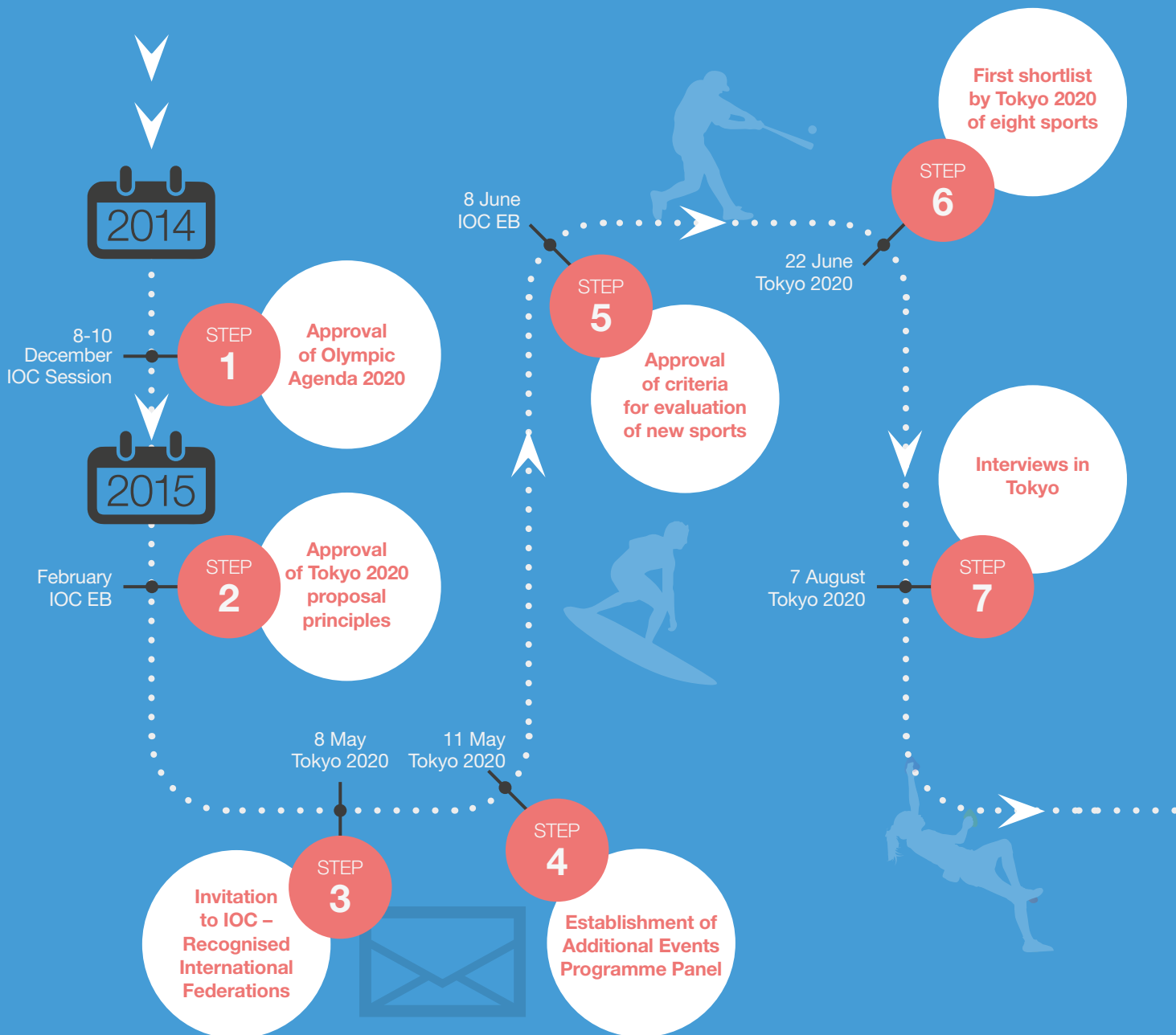


Surfing

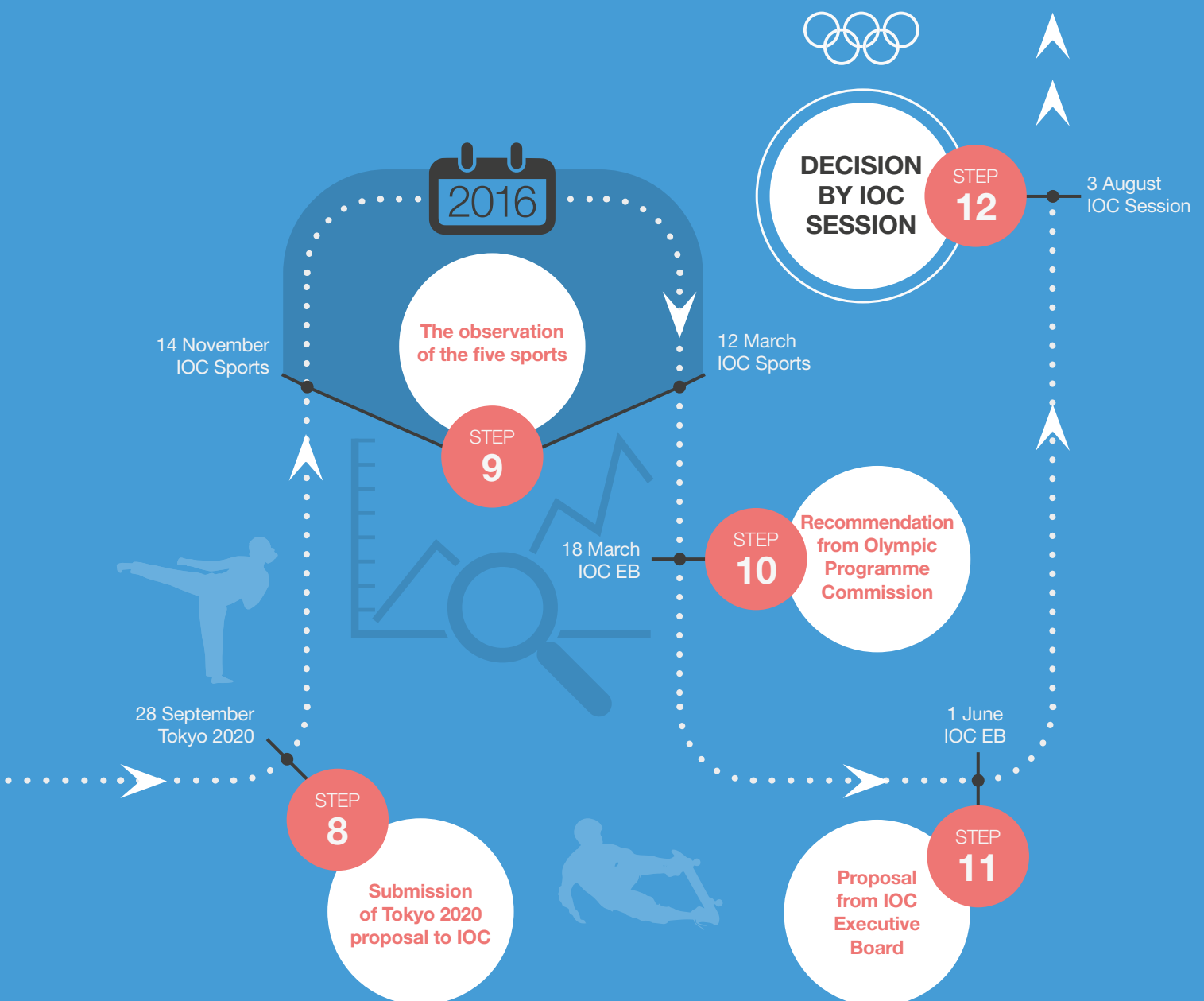


1. The process

A two-year journey



Olympic Agenda 2020 enabled the creation of a new process for an OCOG to propose additional events for their edition of the Olympic Games. The image below is a detailed timeline of the events that took place from the beginning of that process in 2014 to the convening of the IOC Session in August 2016.



The OCOG proposal process

Key Principles

- 1 Additional events and athletes in new sports will be considered on top of the quota outlined by the Olympic Charter for the existing Olympic programme (i.e. no impact on Olympic International Federations).
- 2 The OCOG proposal is separate and independent to the Olympic IF event programme review process.
- 3 IFs from new sports will not receive Olympic Games revenue distribution attributed to Olympic IFs.
- 4 As stipulated by the Olympic Charter (Paragraph 1.2 of Rule 28), all national federations affiliated to the IFs governing the new sports included in the programme of the Olympic Games, must be included as members of their respective National Olympic Committees.
- 5 The introduction of the OCOG Proposal by Olympic Agenda 2020 is an opportunity that any host city may take on should they wish. As such, the costs associated with the proposal and the inclusion of the package of sports proposed by Tokyo 2020 will be borne by the Organising Committee.
- 6 Any new sports should reflect the Tokyo 2020 vision and add a positive legacy for Tokyo, Japan and the wider Olympic Games and Olympic Movement.
- 7 The process for the 2024 OCOG proposal is completely separate from the Tokyo 2020 proposal, and in no way should the Tokyo 2020 proposal be taken as a precedent for future host cities, who are free to choose sports most relevant to them from any IOC-Recognised IFs.

STEP
1

Approval of Olympic Agenda 2020

December 2014

At the 127th IOC Session in Monaco, the full membership of the IOC unanimously approved the 40 recommendations that make up Olympic Agenda 2020, a strategic roadmap for the future of the Olympic Movement.

Recommendation 10 stipulated that the IOC would allow OCOGs to make a proposal for the inclusion of one or more additional events on the Olympic programme for that edition of the Olympic Games, and this was subsequently reflected in the Olympic Charter (Rule 45, Bye-law 3.3).

STEP
2

Approval of Tokyo 2020 proposal principles

February 2015

On 28 February 2015, the IOC Executive Board approved the initial principles for the process to add events in new sports to the Tokyo 2020 programme. These principles included:

- International Federations with proposals to add events in new sports on the programme would discuss this directly with Tokyo 2020
- Additional events and athletes would be considered on top of the athlete and event quotas in place for the Olympic sports

STEP
3**Invitation to IOC – Recognised International Federations**May 2015

On 11 May 2015, the Tokyo 2020 Organising Committee opened the application process for additional event(s) to be included at the Games of the XXXII Olympiad (Olympic Games Tokyo 2020). Tokyo had communicated that the final choice of events to be proposed would be put to the IOC by 30 September 2015.

It also communicated that the Tokyo 2020 Additional Event Programme Panel would work over the period of four months to identify one or more additional events to be proposed.

STEP
4**Set-up of Additional Events Programme Panel**May 2015

Tokyo 2020 invited the following seven prominent figures from stakeholders and experts to make up an Additional Event Programme Panel:

- Toshiyuki AKIYAMA, Vice-Governor of Tokyo
- Tsuyoshi AOKI, Vice-President & Secretary General, Japanese Olympic Committee
- Tomiaki FUKUDA, President, Japan Wrestling Federation
- Fujio MITARAI (Chair of the Panel), Honorary Chairman, Japan Business Federation (Keidanren)
- Toshiro MUTO (Vice-Chair of the Panel), CEO, Tokyo 2020
- Joichi OKAZAKI, Executive Managing Director, Japan Sports Association
- Atsuko TOYAMA, Former Minister of Education, Culture, Sports, Science and Technology (MEXT)

Observers included, in alphabetical order:

- Kimito KUBO, Director General, Sports and Youth Bureau, Ministry of Education, Culture, Sports, Science and Technology (MEXT)
- Koji MUROFUSHI, Sports Director, Tokyo 2020
- Naoko TAKAHASHI, Executive Board Member, Japanese Olympic Committee

The Panel opened the process to all IOC-recognised IFs that govern sports not currently included in the Tokyo 2020 Olympic Games programme and that are not exclusively practised on snow or ice. The panel worked with the following key principles in mind:

- The additional event(s) would serve as a driving force to promote the Olympic Movement and its values, with a focus on youth appeal
- The additional event(s) would add value to the Games by engaging the Japanese population and new audiences worldwide, reflecting the Tokyo 2020 Games vision
- The selection procedure would be open and fair

STEP
5**Approval of criteria for evaluation of new sports**June 2015

To review and analyse the OCOG proposal, a set of 35 criteria were developed to support the IOC Executive Board in its recommendation and the IOC Session in its decision. These criteria were derived from an original set of criteria that formed the basis of the review of the 2020 sports programme. These criteria are meant to serve as a guide for host cities, and cover five main themes:

- Olympic proposal
- Institutional matters
- Business model
- Value added to the Olympic Games
- Popularity

STEP
6**First shortlist by Tokyo 2020 of eight sports**June 2015

Initially, 26 international federations responded to Tokyo 2020's invitation to be considered.

- | | |
|--|---|
| 1. World Air Sports Federation – <i>FAI</i> | 14. International Netball Federation – <i>INF</i> |
| 2. International Federation of American Football – <i>IFAF</i> | 15. International Orienteering Federation – <i>IOF</i> |
| 3. World Baseball Softball Confederation – <i>WBSC</i> | 16. Federation of International Polo – <i>FIP</i> |
| 4. World Confederation of Billiards Sports – <i>WCBS</i> | 17. International Racquetball Federation – <i>IRF</i> |
| 5. Bowls Sports World Confederation – <i>CMSB</i> | 18. International Roller Sports Federation – <i>FIRS</i> |
| 6. World Bowling – <i>WB</i> | 19. International Federation of Sport Climbing – <i>IFSC</i> |
| 7. World Bridge Federation – <i>WBF</i> | 20. World Squash Federation – <i>WSF</i> |
| 8. World Chess Federation – <i>FIDE</i> | 21. International Sumo Federation – <i>IFS</i> |
| 9. World Dance Sport Federation – <i>WDSF</i> | 22. International Surfing Association – <i>ISA</i> |
| 10. International Floorball Federation – <i>IFF</i> | 23. Tug of War International Federation – <i>TWIF</i> |
| 11. World Flying Disc Federation – <i>WFDF</i> | 24. World Underwater Federation – <i>CMAS</i> |
| 12. World Karate Federation – <i>WKF</i> | 25. International Waterski & Wakeboard Federation – <i>IWWF</i> |
| 13. International Korfball Federation – <i>IKF</i> | 26. International Wushu Federation – <i>IWUF</i> |

The Additional Event Programme Panel examined each application to ensure its compliance with Tokyo 2020's key principles. The Panel determined the shortlist of eight IFs, listed below, to be included for further detailed consideration.

- | | |
|--|---|
| 1. World Baseball and Softball Confederation – <i>WBSC</i> | 5. International Federation of Sport Climbing – <i>IFSC</i> |
| 2. World Bowling – <i>WB</i> | 6. World Squash Federation – <i>WSF</i> |
| 3. World Karate Federation – <i>WKF</i> | 7. International Surfing Association – <i>ISA</i> |
| 4. International Roller Sports Federation – <i>FIRS</i> | 8. International Wushu Federation – <i>IWUF</i> |

STEP
7**Interviews in Tokyo**August 2015

A presentation was arranged on 7-8 August 2015 for all eight shortlisted IFs. It gave an opportunity for each IF to respond to any questions by Tokyo 2020 as well as showcase the value the inclusion in Tokyo of its sport would bring to Tokyo and the wider Olympic Movement.

STEP
8**Submission of Tokyo 2020 proposal to the IOC**September 2015

Following the IF presentations to Tokyo 2020 and an evaluation using both the IOC's evaluation criteria and its own evaluation criteria, the Additional Events Programme Panel made a proposal of new sports, which was ratified by the Tokyo 2020 Executive Board.

On 28 September 2015, Tokyo 2020 announced its proposal consisting of 18 additional events in five new sports to the IOC for inclusion at the Games of the XXXII Olympiad (Tokyo 2020).

Below is a table with the proposed events:

Sports	Events (Proposal)	No of Events	No of Athletes (total)
Baseball/Softball	Baseball (M)	1	144 (6 teams x 24 athletes)
	Softball (W)	1	90 (6 teams x 15 athletes)
Karate	Kata (M/W)	2	20 (10 W/10 M)
	Kumite (3 weight classes M/W)	6	60 (30 W/30 M)
Skateboard	Street (M/W)	2	40 (20 W/20 M)
	Park (M/W)	2	40 (20 W/20 M)
Sports Climbing	Bouldering, Lead and Speed Combined (M/W)	2	40 (20 W/20 M)
Surfing	Shortboard (M/W)	2	40 (20 W/20 M)
Total		18	474 (210 W/264 M)

STEP
9

The observation of the five sports

[October 2015 – March 2016](#)

Following receipt of the official OCOG proposal from Tokyo 2020, the IOC began conducting its own analysis and observation of the package of events proposed by Tokyo 2020.

STEP
10

Recommendation from Olympic Programme Commission

[18 March 2016](#)

The Olympic Programme Commission felt that the package represents a balanced approach that addresses the spirit and intent of Olympic Agenda 2020, and recommended the full package of sports, events and athlete quotas for the Executive Board's consideration.

STEP
11

Proposal from the IOC Executive Board

[1 June 2016](#)

The Executive Board supported the proposal to add the package of five new sports to the programme of the Olympic Games Tokyo 2020, highlighting that the five sports offer a key focus on youth and are in line with Olympic Agenda 2020.

Decision by IOC Session

[3 August 2016](#)

STEP
12

The IOC Session will make the final decision on the additional events in new sports as proposed by the IOC Executive Board.

2. The five sports


A balanced package

The proposal by Tokyo 2020 realises the spirit of Olympic Agenda 2020 through its dynamic and exciting package of events. It encompasses both traditional and emerging, youth-focused events, all of which are popular both in Japan and internationally.

The five sports proposed are detailed further in the following fact sheets, which were created using the information submitted by each IF to Tokyo 2020 in July 2015, and which were subsequently verified with each IF in May 2016.

Baseball and Softball

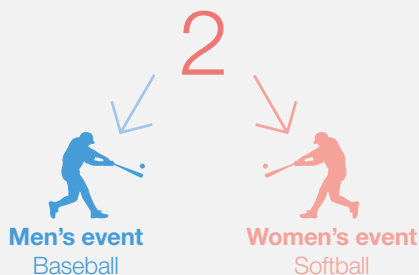




Olympic Proposal



Number of Events



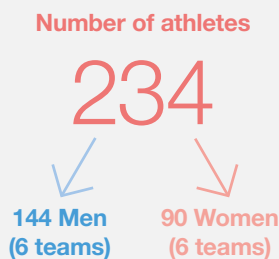
Competition Format

New, streamlined six-day, non-overlapping men's baseball and women's softball tournaments.

Participation of
Best Athletes

Ongoing
discussions

Quota



Number of
international
officials



Number of
national
officials



Broadcasting

Men's baseball tournament played in the first week of the Games, ending with a Final on Saturday or Sunday with the women's Softball tournament played in the second week of the Games, ending also with a Final on Saturday or Sunday. This could be changed to accommodate the attendance of the top players from professional leagues in the men's tournament. Due to the number and length of matches, its broadcasting schedule could be flexible with other time zones and/or concurrent events.

Potential Finals on days 9 and 16.

Value Added

What value does this sport provide to the Olympic Games?

Games-time:

A major global sport and Japan's no.1 spectator sport will increase the focus on the Olympic Games in Japan and also worldwide.

Legacy:

Demonstration of affordability, sustainability and credibility through the use of existing iconic world-class baseball and softball venues in Tokyo.

Youth:

Adding baseball and softball is a key opportunity for the Olympic Movement to generate global awareness and raise the attractiveness of the Games among millions of young people whose favourite sport is baseball or softball and who will better identify with and relate to the Olympic Games.

Popularity

THE DATA BELOW RELATES TO:
MEN'S BASEBALL WORLD CHAMPIONSHIPS (2013)
WOMEN'S SOFTBALL WORLD CHAMPIONSHIPS (2014)

Ticket Sales and Attendance
 both events combined



845,515
 tickets



60% men **40%** women

Digital Media

Average daily number of webpages viewed during World Championships

134,606

Media Accreditation Granted

6,296

4,000 Americas **2,050** Asia
28 Africa **93** Oceania
125 Europe

TV Coverage



TV audience (men)

500 million
 potential households reached

188
 territories



TV audience (women)

185 million
 potential households reached

140
 territories

WBCS on social media,
 as of 1 July 2016:



213,830
 Facebook fans



35,700
 Twitter followers



9,876
 YouTube channel subscribers



6,585
 Instagram followers

Host Country

Participants

Approximate overall number of participants: 11,538,000.

Number of registered participants: 1,798,401.

Performance

Results at the two last World Championships:

Men: Semi-Finals in 2013, first round in 2011, champion in 2009.

Women: Champions in 2014, 2012 and Olympic Games Beijing 2008.

World Baseball Softball Confederation



Key Information

Year of establishment of the IF



Baseball



Softball

Year of IOC recognition



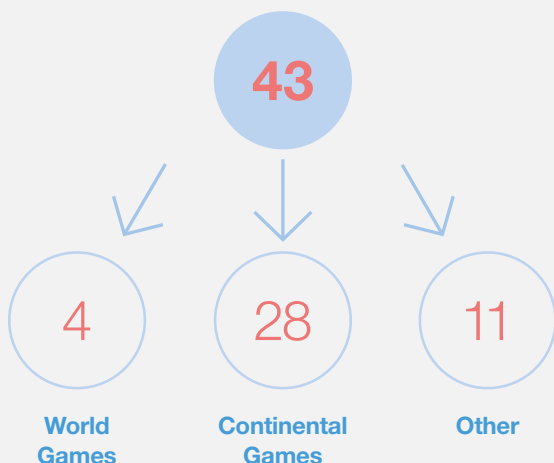
Baseball



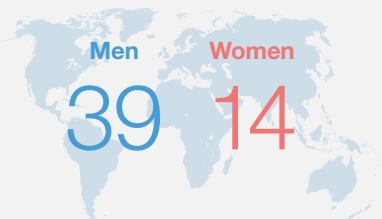
Softball

The International Softball Federation and Baseball Federations merged in 2013 to create the World Baseball Softball Confederation.

Number of inclusions in other multi-sport events



Number of World Championships to date



Other disciplines managed by the IF that are not part of the Olympic Proposal

- Men's softball
- Women's baseball
- Mixed Slowpitch Softball

Key Topics

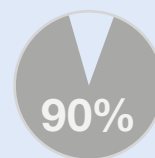
- Anti-doping** – Compliant with the WADA Code.
- CAS** – The WBSC has confirmed that it uses the Court of Arbitration for Sport (CAS) for all disputes which cannot be settled amicably or through local arbitration or mediation.
- Competition manipulation** – The WBSC has policies and rules relating to competition manipulation.
- Code of Ethics** – The WBSC has several policies and rules in place which are published.
- Gender equality in Executive Board** – 10 men and 3 women (23%).
- Athletes' Commission** – Yes. The WBSC has an Athletes' Commission and its members are appointed by the Federation with two seats on the Executive Board allocated to them.
- Entourage Commission** – No.
- Medical Commission** – Yes. A board liaison sits on the Commission, but no representation on the Board.
- Women and Sport Commission** – Yes. A board liaison sits on the Commission, but no representation on the Board.
- Health, safety and security** – The WBSC has different initiatives in place to ensure athletes' health, safety and security through its different bodies. It works with its Athletes' Commission, Medical Commission and Technical Commission to come up with policies and rules related to this topic.

Universality

Number of Member National Federations (NFs) Corresponding to NOCs




Percentage of NFs that organise National Championships



Number of NFs per continent that medalled in the last World Championships



Number of NFs that took part in the last World Championships




Karate





Olympic Proposal

Number of Events



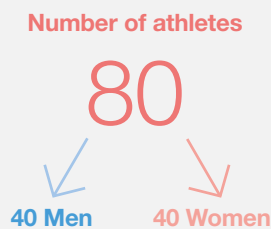
Competition Format

Ten athletes per event: Two pools of five athletes each, to compete in a round robin system. Then the first of the pool versus the second of the other pool to dispute the Semi-Finals. Winners compete in the Final.

Participation of Best Athletes

Yes

Quota



Number of international officials

32

Number of national officials

15

Broadcasting

With two competition days to be held in between the broadcast of the judo and taekwondo competitions. It is envisioned that prime TV time in Japan would be ideal for featuring the karate competitions.

Potential competition on days 8 – 11.

Value Added

What value does this sport provide to the Olympic Games?

Games-time:

Karate is an easy-to-implement event which is spectator-friendly and aesthetically pleasing. New technology allows for fan engagement with live tracking of results, and complete information sharing of all actions occurring during the bouts.

Legacy:

Japan is the birthplace of karate, and its joining the Olympic Games in Tokyo, along with the spread of global excellence will ensure a positive legacy for Japan, the Olympic Games and karate.

Youth:


Karate is practised by millions of people worldwide with large participation by the youth. A berth in the Olympic Games will ensure the Olympic flame is present in all the young karatekas.

Popularity

DATA RELATED TO LAST WORLD CHAMPIONSHIPS IN 2014 IN BREMEN (GERMANY)

Ticket Sales and Attendance

men/women



Digital Media

Average daily unique visits to the WKF's official website during the World Championships

140,000

Media Accreditation Granted



12 Americas
8 Africa
91 Europe

10 Asia
2 Oceania
incl. **24** TV crew

TV Coverage



TV audience
65 million
reached in
94
territories

WKF on social media,
as of 1 July 2016:



212,347
Facebook fans



15,800
Twitter followers



126,334
YouTube channel
subscribers



89,600
Instagram
followers

Host Country

Participants

Approximate overall number of participants: 507,000.

Number of registered participants: 82,959.

Performance

Results at the two last World Championships:

Men: 1 Gold, 1 Silver, 2 Bronze (2012);
2 Gold, 1 Silver, 1 Bronze (2014).


Women: 3 Gold, 4 Bronze (2012);
1 Gold, 1 Silver, 4 Bronze (2014).

World Karate Federation



Key Information


Year of establishment of the IF



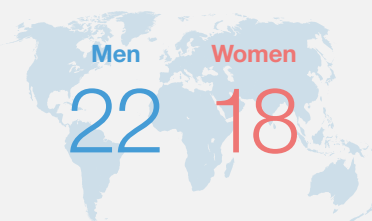
Year of IOC recognition



Number of inclusions in other multi-sport events



Number of World Championships to date



Other disciplines managed by the IF that are not part of the Olympic Proposal

Karate for persons with disabilities

Key Topics

Anti-doping – Compliant with the WADA Code.

CAS – The WKF has confirmed that it uses the Court of Arbitration for Sport (CAS) for all disputes which cannot be settled amicably or through local arbitration or mediation.

Competition manipulation – The WKF has a directive on sports integrity in relation to betting.

Code of Ethics – The WKF has a “conflict of interest regulations” document, instead of a code of ethics.

Gender equality in Executive Board – 14 men and 2 women (12.5%).

Athletes’ Commission – The majority of the members of the AC are elected by their peers and some others appointed by the Executive Committee. The Chairman of the AC is elected by the members of the AC and is a full member of the Executive Committee, including a right to vote.

Entourage Commission – Yes. The Chair of the Commission is also a WKF EC member.

Medical Commission – It has a Commission but no representation on the WKF EC.

Women and Sport Commission – Yes. The Chair of the Commission is also a WKF EC member.

Health, safety and security – The WKF states that it has initiatives in place to monitor and ensure the health, safety and security of athletes. The main initiatives include:

- Register and evaluate all injuries during official competitions for a 20-year period to analyse the impact of changes in competition rules and the development of protective equipment.

Universality

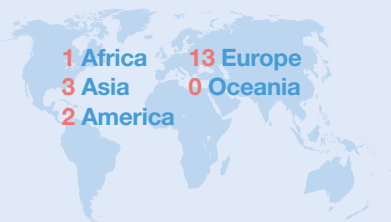
**Number of Member
National Federations (NFs)
Corresponding to NOCs**

181


**Percentage of NFs
that organise National
Championships**

100%

**Number of NFs per continent
that medalled in the last
World Championships**



**Number of NFs that took
part in the last World
Championships**




Skateboarding





Olympic Proposal

Number of Events



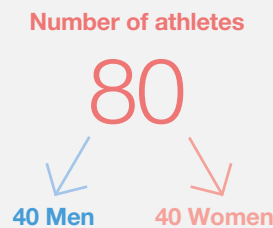
Competition Format

Athletes will compete in a series of runs with their best score qualifying them to Semi-Finals and then to Finals.

Participation of Best Athletes

Yes

Quota



Number of international officials



Number of national officials



Broadcasting

With the two disciplines of skateboarding and four medal events, two medals could be awarded on the first Saturday following the Opening Ceremony with another two medal events awarded on the following day. This would ensure engagement with the youth from the beginning of the Olympic Games and showcase the new outdoor and urban sports.

Potential competition on days 1/2.

Value Added

What value does this sport provide to the Olympic Games?

Games-time:

Skateboarding is a youthful and urban-oriented sport which is actively participated in and will attract a wide audience from both genders.

Legacy:

Participation and engagement will ensure a social as well as a physical legacy from the inclusion of skateboarding in the Olympic Games Tokyo 2020.

Youth:

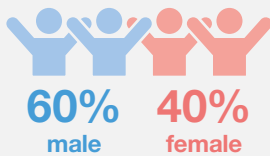
Skateboarding has low barriers to participation and therefore engages with youth quite easily. The top skateboarders in the world also have a strong digital presence and influence with millions of followers on social media.

Popularity

DATA RELATED TO STREET LEAGUE SERIES 2015

Ticket Sales and Attendance

men/women



Digital Media

Average daily unique visits to the SLS's official webcast during the World Championships

410,114

Media Accreditation Granted



N/A Americas
N/A Africa
N/A Europe

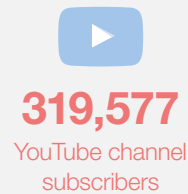
N/A Asia
N/A Oceania

TV Coverage



TV audience
unknown
reached in
108
countries

Street League Series on social media,
as of 1 July 2016:



Host Country

Participants

Approximate overall number of participants: 250,000.

Number of registered participants: 1,000.

Performance

Results at the two last World Championships:

Men: No Japanese athlete took part in the Street League Series.

Women: No Japanese athlete took part in the Street League Series.


International Roller Sports Federation

Key Information

Year of establishment of the IF




Year of IOC recognition



Number of inclusions in other multi-sport events



Number of World Championships to date



Other disciplines managed by the IF that are not part of the Olympic Proposal

- Artistic skating
- Rink hockey
- Roller derby
- Inline hockey
- Inline freestyle
- Inline downhill
- Inline alpine
- Speed skating

Key Topics

Anti-doping – Compliant with the WADA Code.

CAS – The FIRS has confirmed that it uses the Court of Arbitration for Sport (CAS) for all disputes which cannot be settled amicably or through local arbitration or mediation.

Competition manipulation – No programmes or procedures in place yet.

Code of Ethics – No programmes or procedures in place yet

Gender equality in Executive Board – 13 men and 3 women (23%).

Athletes' Commission – Yes, with a seat on the board and a voting right

Entourage Commission – The FIRS does not have an Entourage Commission in place.

Medical Commission – Yes, with a seat on the board and a voting right.

Women and Sport Commission – The FIRS does not have a Women and Sport Commission in place.

Health, safety and security – The FIRS has established a Medical Commission, which is composed of three doctors, and which monitors athletes' health. The Commission monitors athletes' health at national level through national federations and at World championships.

Universality

**Number of Member
National Federations (NFs)
Corresponding to NOCs**

107

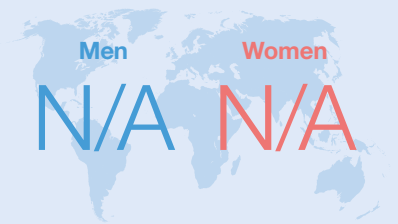
**Percentage of NFs
that organise National
Championships**

N/A

**Number of NFs per continent
that medalled in the last
World Championships**



**Number of NFs that took
part in the last World
Championships**




Sport Climbing





Olympic Proposal

Number of Events



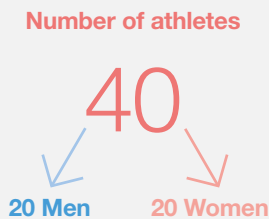
Competition Format

All the athletes will compete in the three parts of the event. An overall ranking will determine the winner.

Participation of Best Athletes

Yes

Quota



Number of international officials

8

Number of national officials

5

Broadcasting

With two days of competition, the three disciplines can be combined to finish in an exciting head-to-head Final.

Potential competition on days 4 and 5.

Value Added

What value does this sport provide to the Olympic Games?

Games-time:

Sport climbing would bring something totally new, as it is not similar to or a variant of any existing sports on the Olympic programme. It would be the only sport where vertical ascent is the goal.

Legacy:

It proposes a fresh, dynamic lifestyle with strong sport values. It also inspires sustainability through its affordable and environmentally friendly consideration.

Youth:

Sport climbing is a popular sport, with strong and special appeal to younger generations. Climbing is a natural instinct, which is why it resonates with young people and will engage them further.

Popularity

DATA RELATED TO LAST WORLD CHAMPIONSHIPS IN MUNICH (2014), GERMANY

Ticket Sales and Attendance

men/women



10,950
tickets



24,200
spectators
in attendance

Digital Media

Average daily number of visits to the IFSC website
during last World Championships

48,510

Media Accreditation Granted



2 Americas 4 Asia
0 Africa 0 Oceania
132 Europe

TV Coverage



136 territories
where coverage
was broadcast



TV audience
Not available

IFSC on social media, as of 1 July 2016:



49,725
Facebook fans



13,100
Twitter followers



51,073
YouTube channel
subscribers



4,090
Instagram
followers

Host country

Participants

Approximate overall number of participants:
500,000 driven by over 340 climbing gyms.

Number of registered participants: 10,000
(out of the 46,000 members of the Japanese
Federation JMA).

Performance

Results at the two last World Championships:

Men at World Championship of 2014 (senior):
3rd – 4th – 6th.

Men at World Championship of 2015 (junior):
1st – 2nd – 2nd.

Women at World Championship of 2014 (senior):
3rd – 6th.

Women at World Championship of 2015 (junior):
1st – 2nd – 3rd.

International Federation of Sport Climbing



Key Information

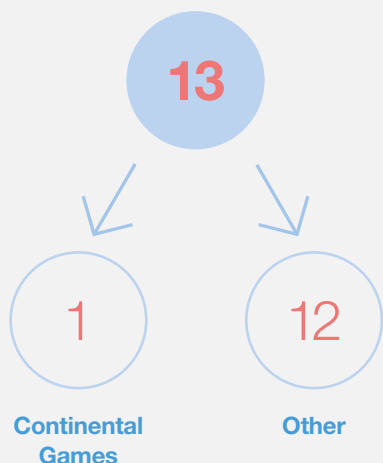
Year of establishment of the IF




Year of IOC recognition



Number of inclusions in other multi-sport events



Number of World Championships to date



Other disciplines managed by the IF that are not part of the Olympic Proposal

No

Key Topics

Anti-doping – Compliant with the WADA Code.

CAS – The IFSC has confirmed that it uses the Court of Arbitration (CAS) for all disputes which cannot be settled amicably or through local arbitration or mediation.

Competition manipulation – The IFSC has its own code of conduct on sports betting and integrity for athletes, officials and other participants, which has been enforced since 2012. The IFSC has adopted the Olympic Movement Code on the Prevention of the Manipulation of Competitions.

Code of Ethics – An ethics commission was created and activated in early 2015.

Gender equality in Executive Board – 8 men and 2 women (20%).

Athletes' Commission – Yes. 12 members, elected by their peers. The Chair of the Commission is a member of the IFSC Executive Board and has the right to vote.

Entourage Commission – Yes.

Medical Commission – Yes.

Women and Sport Commission – Yes.

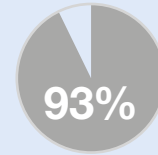
Health, safety and security – The IFSC monitors and controls athletes' health, safety and security at events. It also requires an athlete to be licensed internationally which is organised by the respective national federation.

Universality

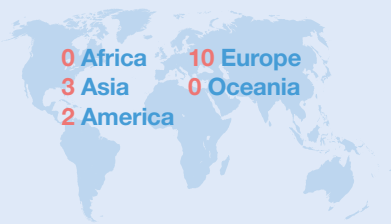
Number of Member National Federations (NFs) Corresponding to NOCs




Percentage of NFs that organise National Championships



Number of NFs per continent that medalled in the last World Championships



Number of NFs that took part in the last World Championships




Surfing





Olympic Proposal

Number of Events



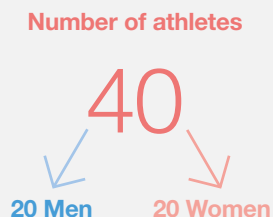
Competition Format

Qualifying rounds, Semi-Finals, Finals.

Participation of Best Athletes

Yes

Quota



Number of international officials

17

Number of national officials

5

Broadcasting

The two events of surfing would take two days including qualifying rounds, and this could be scheduled during the first weekend to boost interest and provide additional medals in the first days, which have very few Finals otherwise. This would also provide a contingency for the surfing competitions if the weather conditions were not ideal for the event.

Potential competition on days 2 and 3.

Value Added

What value does this sport provide to the Olympic Games?

Games-time:

Surfing has a unique and modern blend of sport performance, lifestyle and youth culture – the world-class competition on the waves and the 'beach festival' atmosphere would add a whole new dimension to the Olympic Games.

Legacy:

Bringing innovation and style, Surfing would represent a ground-breaking change and a moment in history for the Olympic Movement while helping to increase participation, encourage active lifestyles and create a genuine, long-lasting commercial legacy across the region.

Youth:

Surfing has an incredible global youth following – infused with dynamic energy and youthful enthusiasm, the world's best Surfers would attract a new wave of young fans to the Olympic Movement. Through their strong digital engagement and presence online, these surfers can influence millions of new fans.

Popularity

THIS DATA IS RELATED TO THE
COMBINED 2014 ISA WORLD SURFING GAMES
AND WORLD TOUR PRO SURFING EVENTS

Attendance
men/women



0

non-ticketed event



225,000

men's events
spectators in
attendance
on average



165,000

women's events
spectators in
attendance
on average

ISA on social media,
as of 1 July 2016:



71,979

Facebook fans



8,843

Twitter followers



4,834

YouTube channel
subscribers



26,500

Instagram
followers

Digital Media

Total live stream views of the
ISA World Championship Series

11 million

Media Accreditation Granted

2,150

990 Americas 80 Asia
95 Africa 755 Oceania
230 Europe

TV Coverage



74 territories
where coverage
was broadcast



TV audience
347.9 million
households for
men and women

Host country

Participants

Approximate overall number of participants:
2 million

Number of registered participants:
12,235

Performance

Results at the two last World Championships:

Men at ISA World Championship (2014):
25th – 43rd – 43rd – 61st.

Women at ISA World Championship (2014):
5th – 9th, and team place 9th.

International Surfing Association



Key Information

Year of establishment of the IF




Year of IOC recognition



Number of inclusions in other multi-sport events



Number of World Championships to date



Other disciplines managed by the IF that are not part of the Olympic Proposal

- | | |
|------------------|-----------------|
| Adaptive surfing | Longboarding |
| Bodyboarding | Stand Up Paddle |
| Body surfing | Tandem surfing |
| Kneeboarding | Wake surfing |

Key Topics

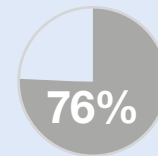
- Anti-doping** – Compliant with the WADA Code.
- CAS** – The ISA has confirmed that it uses the Court of Arbitration for Sport (CAS) for all disputes which cannot be settled amicably or through local arbitration or mediation.
- Competition manipulation** – The ISA is currently in the process of adopting the ASOIF Model Rules on Betting and Anti-Corruption.
- Code of Ethics** – The ISA has adopted the IOC Code of Ethics.
- Gender equality in Executive Board** – 3 men and 2 women (40%).
- Athletes' Commission** – The ISA has an Athletes' Commission whose Chairman is the Vice-President of the ISA, and sits on the Executive Committee.
- Entourage Commission** – The ISA does not have an Entourage Commission in place.
- Medical Commission** – The ISA is in the process of forming a Medical Commission.
- Women and Sport Commission** – The ISA is in the process of forming a Women and Sport Commission.
- Health, safety and security** – The ISA monitors and controls athletes' health, safety and security at all ISA World Championships through specific protocols and processes including anti-doping controls, water patrol, beach lifeguards, on-site medical personnel and security.

Universality

**Number of Member
National Federations (NFs)
Corresponding to NOCs**




**Percentage of NFs
that organise National
Championships**



**Number of NFs per continent
that medalled in the last
World Championships**



**Number of NFs that took
part in the last World
Championships**



3. Value proposition

Aligned visions

The package of sports, events and athletes reflects the goals and principles of Olympic Agenda 2020 and is aligned with Tokyo 2020's vision. Together this package will serve as a driving force to further promote the Olympic Movement and its values.

Tokyo 2020 Vision

The creative and innovative nature of the proposal ties with Tokyo 2020's vision of a youth-focused and inspiring Games, detailed below:

- Striving for your personal best (Achieving your personal best)
- Accepting one another (Unity in Diversity)
- Passing on legacy for the future (Connecting to Tomorrow)

The inclusion of new sports will provide new opportunities for athletes to Achieve their best inspiring not only the Olympic athletes in the new events but the global participants of tens of millions practicing the new sports. *Unity in Diversity* emphasises that all points of view and all backgrounds are welcome at the Games, and that the Games will foster a welcoming environment. By proposing sports from a wide range of backgrounds, the Olympic Games Tokyo 2020 have the potential to be one of the most unique and inclusive in Games history, embracing athletes and followers from a truly wide range of sports and connecting with new audiences as never before.

Including new sports is aligned with the idea of *Connecting to Tomorrow* as this will help ensure the widest possible legacy

of sports development in Japan and by embracing a range of youth-focused events in the proposal to the IOC.

The 18 events would result in the addition of some 474 athletes to the sports programme for the Olympic Games Tokyo 2020. Tokyo 2020 believes the proposed additional events will inspire young athletes involved in these events around the world to strive to achieve their dream of competing in the world's greatest sporting spectacle.

As Japanese athletes compete at elite level in each of the five sports, each sport in the package represents medal opportunities for the host country. More importantly, the sports coming into the Olympic programme would gain immense value from their inclusion through greater exposure for each sport to the Games' global audience, unlocking potential access to additional funding and development programmes at a national level.

In developing the proposal Tokyo 2020 considered a number of elements, including venue costs and sports requirements and logistical requirements. Balanced with the potential additional revenues and added values, Tokyo 2020 feels that each element of the packaged proposal brings not only a strong business case but strong added value.

Value added

The inclusion of the sports proposed in the package by Tokyo 2020 would highlight and accelerate the continued evolution and flexibility of the Olympic programme. This would in turn also help to maintain the uniqueness and relevance of the Olympic Games while engaging the youth and a wider population in the Olympic Movement.

Below are some key considerations for each sport that have been noted throughout the process:

The inclusion of baseball and softball, and the organisation of those events in Tokyo, would ignite the passion of the host city in a celebration of their favourite sport. The tournaments would be held in one of Tokyo's major existing venues for baseball and softball, and would embody the spirit of Olympic Agenda 2020 of reduced costs and enhanced legacy. Although the WBSC has not guaranteed the participation of the best players from all professional leagues, it has from the host country and other key leagues besides the North American Major League Baseball. Efforts to confirm all best players must continue to be made in order to realise the full potential of the baseball and softball events.

To host the first Olympic karate event in history in the birthplace of the sport would make the event a unique opportunity for promotion and impact. The host country connection with the sport is strong, and is home to many international and national events already. The WKF has continued to communicate and

engage with other karate organisations and has confirmed that all karatekas would be provided with a clear pathway for qualification to the Olympic Games Tokyo 2020.

The sports of skateboarding and sport climbing are globally popular with unique cultures focused on youth and fitness. Both sports have passionate and dedicated communities with a real focus on social media and digital engagement. Together, these two sports could be hosted at an urban-centred location in the heart of Tokyo with a strong, innovative youth-engagement design. Separate legacy plans for permanent venues for both sports in youth centres in Tokyo.

In skateboarding the agreement between FIRS (the IOC-recognised IF) and the ISF (representing elite level athletes and events) will deliver the skateboarding event at the Olympic Games Tokyo 2020 through the Tokyo 2020 Olympic Skateboarding Commission, and ensure that all skateboarders have access to Olympic qualification pathways.

Finally, surfing also balances a dedicated global community with strong digital engagement strategies, with the strong committed support of the professional leagues. Engaging with this group would add immense value to the Olympic Games Tokyo 2020, but also to the wider Olympic Movement. The surfing venue would also embrace a beach festival concept with a unique combination of sport, music, art and Japanese culture to ensure youth and fan engagement in an Olympic environment.



4. Iconic locations

A fresh approach

Through Olympic Agenda 2020, the evolution of the flexibility of the Olympic programme is focused on increasing universality, achieving gender equality, and driving youth appeal for the overall Olympic Games. The package of sports proposed by Tokyo 2020 will have a positive impact, using a mix of iconic venues, innovative and engaging urban venues. Additionally, they also fit with the existing Games venue master plan.

**The images used are an indication of concepts of the venues.
No reference is made to any candidate venues and sites.**

Baseball and Softball

Tokyo and Japan are home to many outstanding baseball and softball venues. These existing world-class training and iconic competition venues can accommodate all necessary Olympic functional-operational areas and high spectator volumes for nationwide and worldwide engagement. The use of existing venues also means no extra costs will be incurred for new venue building and minimal organisational and operational costs for the Tokyo 2020 organisers.


Tokyo 2020 has conducted a feasibility study on hosting both the baseball and softball tournaments in one stadium, and proposed a number of options that would maximise the usage of one venue. Importantly, venue proposals have been made to align with the existing Games venue master plan.







Legacy

Baseball is considered the top sport in Japan and the Nippon Professional Baseball League (NPB) plays in many stadiums which would fulfil Olympic requirements. The proposed use of any of these facilities would also reflect well the principles of Olympic Agenda 2020 with use of existing facilities.



Karate

Japan is the birthplace and spiritual home of Karate. The Tokyo 2020 venue master plan currently includes several indoor arenas that have been made available for existing sports which would fulfill requirements for an Olympic Karate competition. It is envisioned that an Olympic Karate competition could have many different types of engagement opportunities with the local population, through activation at the venue, initiation and showcasing.





Legacy

Using existing well-known venues of martial arts competitions in Japan to host the Karate competition would maximise existing locations, and maximise financial and operational effectiveness.

Skateboarding & Sport Climbing

Urban cluster concept

As part of Tokyo's vision to bring the sports to the people in an urban setting, the venue for skateboarding and sport climbing is proposed to be in the centre of Tokyo. Specifically, the venue could be part of an urban cluster that combines sport climbing, skateboarding and potentially other urban events of existing Olympic summer International Federations' sports.

The venue design will have youth engagement in mind, with opportunities for activities like initiations and showcasing which will also be included, with strong elements of music and entertainment. A concept similar to the Sports Lab at the Youth Olympic Games Nanjing 2014 inspired the concept for a cluster of urban-focused sports. Importantly, this aligns with Tokyo 2020's vision of hosting the most innovative Games in history through spectacular and youth-focused celebration.

There are many city-areas around Tokyo that could provide a festival experience for athletes, spectators, media and entourage. With new formats of crowd engagement through music and different digital strategies, the youth of Tokyo and the world will experience the Olympic Games like never before.



Legacy

Investing in infrastructure to stage the skateboarding and sport climbing competitions in Tokyo would create a significant legacy to people of all ages in Tokyo. This infrastructure could also be permanently relocated after the Games in youth centres around Tokyo, as a physical legacy, providing additional opportunities for active city living.



Both skateboarding and sport climbing events would take place in venues with approximately 5,000 seats per session. In between these sessions, the public could be invited for initiation opportunities in each of the sports located there, providing real engagement with local Japanese and national tourists.

This would be the first time that a competition venue would open up to the public during the period of the Olympic Games, fundamentally changing the way the public engages with the Games.



Surfing

Many options exist in Japan for potential surfing venues on natural waves. These options take into account the distance from the Olympic Village, the overall tradition of surfing at the site, and the potential experience of the athletes, spectators and wider Olympic Family.

A consideration for any potential surfing venue is the addition of a potential beach festival style event, taking place not only for athletes but also for visiting spectators, media and entourage. With several cultural, lifestyle and sporting events taking place, the venue could allow for engagement with the local population and visiting spectators together. This would mean fully embracing the surfing culture and the youth-dimension of surfing in an Olympic Games context.



Legacy

The staging of surfing competitions in Japan would leave a legacy of infrastructure including any potential upgrades of beach and hospitality facilities, as necessary. Moreover, these changes would bring the Olympic Games beyond the borders of Tokyo into wider Japan, while re-connecting the Japanese people with the coast and life by the sea.





5. Feedback

Strong support

Stakeholders from across the five sports have strongly supported the drive to have their sports included in the Olympic Games Tokyo 2020. Importantly, the athletes from across the world including the top athletes have all shared their passion and wish to be a part of the Olympic Games.

The following pages illustrate this feedback and strong support.

Baseball and Softball

“

That's fantastic news! I understand it's the first step, but baseball should be played

in the Olympics because it is a game played worldwide. Everyone plays baseball or softball. We look forward to returning our great sport to the Olympics in 2020.”



Tommy Lasorda, Baseball Hall of Famer/
Olympic gold medal-winning coach



Around the Rings @AroundTheRings

.@WBSC chief Fraccari says #Tokyo2020 decision is "a home run & giant leap forward for #baseball and #softball" ow.ly/SJUIH

Press



Athlete

Jennie Finch @JennieFinch

One step closer to being back where we belong, thank you IOC! @Olympics #Softball #Tokyo2020



Athlete

Jessica Mendoza @jessmendoza

One step closer. #Softball #Baseball #Olympics #LetsGetBack #Tokyo2020 @WBSC japantimes.co.jp/sports/2015/09... japantimes.co.jp/sports/2015/09...

#

Press

Murray Cook @cookmurray

FIRST BIG HURDLE FOR #BASEBALL #SOFTBALL HERE WE GO! olympics.nbcsports.com/2015/09/28/tok... @WhoDeyTurf



“

Tokyo 2020 would probably be the end of my playing career – but it's definitely given me something to play on for, it's extremely exciting. It'd definitely be the pinnacle of my career.”

Allan De San Miguel
Athlete



Karate

Athlete 



“ I hope karate becomes an Olympic sport and everybody gets to know about karate.”

Rika Usami
World Champion Karateka



“ Today is a dream come true for myself and millions of kids across the world who do karate. My teammates and I on Team USA have worked hard for many years awaiting this opportunity, knowing it would come. We are ready to take on the rest of the world and play our sport in the Olympic Games at the birthplace and home of karate. I am excited to witness the growth that this occasion will bring to USA Karate after the public sees the excitement, respect, athleticism and passion of our sport.”

Tom Scott
National Champion Karate Athlete



Athlete 



“ It's just perfect timing. I'm 25-years-old now so by Tokyo it'll be perfect. It's something we've wanted for so long this would just be the pinnacle of my sporting career and of Karate.”

Renee Caruso
Athlete

Athlete 



Skateboarding

“ It is exciting that skateboarding could possibly be included in the Olympics. This is not only a great opportunity for our sport and the skaters, but also for the Games.”

Tony Hawk
12-time Skateboarding World Champion



Press


MTV News @MTVNews

Street Skateboarding, Surfing Could Be 2020 Olympic Events on.mtv.com/1JycNNb

Street Skateboarding, Surfing Could Be 2020 Olympic Events
A.M. Click: Skateboarding, rock climbing and surfing are being proposed for the 2020 Tokyo Olympics, Shell is giving up oil drilling off the coast of Alaska and NA...
mtv.com

“ It’s the biggest sport event of the world and a unique platform to present our passion and culture.”

Leticia Bufoni
Multiple World Skateboarding Champion



“ You have a bucket list in life of memories you’d like to make and this [Skateboarding in the Olympic Games] is definitely one I’d like to have checked off my bucket list.”

Chris Cole
Professional Skateboarder from the USA



Press

RIDE RIDE @RideChannel

Skateboarding is officially one step from the Olympics bit.ly/1JytJTG

Voir la traduction



Sport Climbing



 **Molly Thompson-Smith**
@Mollytheclimber Follow

Big news today... Climbing possibly featuring in the Olympics 😊

RETWEETS: 4 LIKES: 18

7:49 AM - 28 Sep 2015

Athlete 

 **Tom Greenall**
@GreenallTom Follow

Sport climbing still in the tuning for 2020 in Tokyo!!! Fingers crossed @IFSClimbing @BMC_Comps



 **Sean McColl** verified shared their video.
September 28 at 3:19pm · 

Sport Climbing has been proposed by Tokyo 2020 for the Olympic Games!!!



11,728 Views

Sean McColl verified [#sportclimbing2020](#)
September 28 at 3:15pm · 

As President of the IFSC Athletes' Commission, I can say that the athletes and I are very excited that Sport Climbing has been proposed for the 2020 Olympic Games.

Thank you to the IOC, Tokyo 2020, President Bach and the 2020 Agenda which provides this opportunity.

Great job International Federation of Sport Climbing (IFSC)!!!

#IOC #olympics #sportclimbing #climbing #proposedSports #sportclimbing2020


 Like  Comment  Share



It would be a dream to be able to compete at an Olympic Games.”

Campbell Harrison
Athlete

Athlete 

 **Sean McColl**
@mccollsean Follow

Sport Climbing has been proposed by Tokyo 2020 for the Olympic Games!!! fb.me/6Sn8PTjtI

Surfing

“ I think if we finally do get into the Olympics and I'm physically fine; if I don't have



injuries, and I get chosen by the States to surf in that, it'd be a huge honour. And it would be great for me to say: 'I was on that first one'.”

Kelly Slater
11-time World Champion

“ We are pleased that surfing has been recommended for inclusion in the 2020 Games by the Tokyo Olympic Organisers. Surfing's international growth over the past few years, its loyal and enthusiastic fans combined with its globally recognised athletes makes it an ideal sport to showcase on the Olympic stage. We are excited to show billions of Olympic viewers the athleticism and artistry of these world-class surfers.”

World Surf League (WSL)

“ Surfing would be an absolutely amazing addition to the Tokyo 2020 Games and I can't wait for the opportunity to represent my country on the greatest sporting stage. The chance to surf for gold for my country in Tokyo would be a dream come true.”

Tia Blanco
2015 World Champion Surfer




“ Young, aspiring Surfers around the world are rejoicing today. This is a truly epic decision that will inspire and motivate all my fellow athletes to dream big and go for Gold in 2020. I am extremely stoked for my sport, but also for how Surfing will bring new excitement to the Tokyo 2020 Olympic Games if it is admitted by the IOC next year.”

Casper Steinfath
2-time World Champion

“ It is probably the most watched sporting event in the world. It would be a huge honour to go and represent your country at such a prestigious competition.”

Mick Fanning,
3-time World Champion



6. Observation reports

To fully understand the technical and sporting elements of each of the five sports, from November 2015 to March 2016, members of the Olympic Programme Commission and the IOC Administration visited and observed five world-class sporting events. In the following pages, you will find details related to each of the five events:

Sports	Event Observed	Date	Place
Baseball/Softball	WBSC Premier 12 Men's Baseball	20-21 November 2015	Tokyo, Japan
Karate	WKF Premier 1 Karate League	22-24 January 2016	Paris, France
Skateboarding	X Games Oslo	22-28 February 2016	Oslo, Norway
Sport Climbing	IFSC Climbing World Cup	14-15 November 2015	Kranj, Slovenia
Surfing	Quiksilver Pro Gold Coast	10-21 March 2016	Gold Coast, Australia



Baseball/Softball



Karate



Skateboarding



Sport Climbing



Surfing

Observation reports

Tokyo 2020 proposal

Baseball and Softball

WBSC Premier 12 Men's Baseball 20-21 November 2015

This observation report was created after the attendance of a member of both the Olympic Programme Commission and the IOC Administration at the Premier 12 event in Tokyo, Japan in November 2015.

1. Competition	68
2. Venues	69
3. Performance	70
4. Audience and sponsorship	71



1. Competition

Competition Observed

- WBC Premier 12 Men's Baseball World Championship final rounds
- Finals: 20-21 November 2015
- Tokyo Dome Stadium, Tokyo

Observers

- Ocatvian Morariu, Olympic Programme Commission
- Ansley O'Neal, IOC Sports Department

Events

- Men's baseball tournament
- Events observed – Semi-Final, Third-Place Game, Final

Participation

- Number of athletes: 336
- Number of countries: 12

Competition Format

- Round robin format for preliminary rounds, with the winner of Group A playing the 4th place team of Group B, etc.
- Quarterfinals
- Semi-Finals
- Finals
- 14 days
- 8-21 November 2015, Sapporo, Taichung, Taipei, Tokyo


Sport Presentation

- The Premier 12 used many types of spectator engagement activities including mascots, cheerleaders who would stand on the dugouts, allowing musical instruments into the stadium for a spectator band to lead cheers, videoboards, some music, and confetti for the winners.

2. Venues

Competition Venue

- The competition venue for the Semi-Final, Third place and Final games was the Tokyo Dome, located in the Bunkyo-ku neighbourhood of Tokyo.
- The seating capacity is 46,000 people.
- The Tokyo Dome is part of a large Tokyo Dome City development which incorporates an on-site hotel (connected to the Dome, for the teams and officials), an amusement park, a shopping district, a restaurant promenade and a metro station.



Tokyo Dome




Tokyo Dome Complex

Training Venue

- Training for all teams was conducted inside the competition stadium(s) on the field of play. Times were allocated for each team to warm-up before the competition.

Warm-Up Areas

- Warm-up areas were provided in all stadiums for each team, and included the field of play as well as two indoor warm-up areas for pitching, catching and batting practice.



Warm-up area

Field of Play

- The dimensions of the field are 100m down the left and right of the field, and 122m down the centre of the field (extending from the back of home plate).
- The field of play consists of four bases in a diamond shape, a pitcher's mound made out of dirt, and a grass outfield. A dirt path extends around the edge of the field for maintenance vehicles.
- There are two dugouts with small circles next to them, where the players waiting to bat can stretch and warm-up.




Tokyo Dome



Dugout area

Athletes' Areas

- Changing rooms – There were two changing rooms, one allocated for each team, and these were located adjacent to the dugouts for the teams.
- Athletes' lounges – Athletes' lounges were provided, and were called Clubhouses where athletes could get food, relax, and get on the internet.
- Mixed zone – The mixed zone was located along the tunnel that led between the field and the parking facility.



Mixed zone area

3. Performance

Qualification System

- The tournament was based on a world ranking system. The system is not new but it was the first time the qualification for a WBSC event was by world ranking. The Top 12 nations in the world qualified.

Level of Competition

- There were players represented from all major professional leagues, including affiliates of Major League Baseball. After the tournament, a number of players from different teams signed with new professional teams in Japan, South Korea, Taiwan and the United States.
- No injuries occurred in any of the matches observed.

Medal Spread

- Three countries were represented in the medal standings – Japan (3rd), United States of America (2nd), South Korea were the champions.



Korean winning squad

Judging

- Only one challenge was made regarding the interpretation of a rule in game play. This was resolved fairly quickly by the umpire, with no further challenge recorded.
- Umpires were selected from leagues around the world, and must have been registered with the WBSC and meet certain pre-indicated criteria.
- Neutral umpires are used in all matches.
- There was a large state-of-the-art video board which was split into scores, roster tracking (on deck to bat) and live broadcast feed. When a run was scored, the entire board would change to display a cheer for the team that scored.
- The languages used to display and announce results included the local language (Japanese at the events observed) and English.



Scoreboard and sponsors

Anti-Doping

- There was in-competition testing for randomly selected players from each team, and up to three players could be selected per team, per game.
- Anti-doping facilities were made available at each venue.

4. Audience and sponsorship

Ticketing/Attendance

- Matches were spread between the two host nations of Japan and Chinese Taipei. The preliminary matches were held in Chinese Taipei, and the following stats were included:
 - Total attendance (38 matches): 235,951
 - Total ticket sales (38 matches): 193,688
- The final matches were held in the Tokyo Dome in Metropolitan Tokyo. Statistics for attendance included the following numbers:
 - 4 matches, bronze and gold medal match combined tickets sold: 108,704

Spectator Experience

- A number of stands on every floor of the stadium selling merchandise for the WBSC and local Japanese teams, food and beverage stands selling concessions.
- There were also a number of vendors who would walk the aisles during the game, selling snacks, beer and other beverages.
- The Tokyo Metropolitan Government also provided police and security services, both for general public safety and to assist specifically in the venue with foul baseballs that could stray into the stands.

Sponsorship

- There were 10 sponsors in total, from among the Gold level sponsors, Premier 12 Official Sponsors and the WBSC Global Sponsors.
- Sponsors included:

– Gung Ho	– Nippon	– Asahi Beer
– Hublot	– Nissan	– Yomiuri
– Recruit	– Dandy House	
- Social Media Partner: Twitter
- Equipment manufacturers were present as sponsors at the WBSC Global Partner level with Mizuno and SSK, and had hospitality suites at the event.

Broadcasting

- Television: The Premier 12 Tournament was broadcast live by 21 broadcasters in 64 territories, with an estimated potential reach of 374 million.
- The most watched game in Japan reached a 25.2% TVR figure on local broadcaster TBS (for the Japan vs. Korea game). Significant figures were also achieved in South Korea (South Korea vs. USA at 18.7%).
- Internet: The webpage of the WBSC received 1.6 million unique client views following the Premier 12 tournament.
- On social media, online video streaming and replays for WBSC-specific platforms (not including streams from partner broadcasters or others) reached 217 countries or territories and had 10.2 million views.
- The Premier 12 Tournament generated a significant imprint on Twitter with over 2 billion impressions.
- The WBSC Twitter and Facebook accounts reached 87.8 million users during this time, meaning updates would appear in the News Feed features of 87.8 million cumulative users.
- Vine recorded 1.2 million loops related to the Premier 12 event.

Observation reports

Tokyo 2020 proposal

Karate

WKF Premier 1 Karate League 22-24 January 2016

This observation report was created after the attendance of a member each of the Olympic Programme Commission and the IOC Administration at the Open de Paris event in Paris, France in January 2016.

1. Competition	74
2. Venues	75
3. Performance	76
4. Audience and sponsorship	77



1. Competition

Competition Observed

- WKF Premier 1 Karate League, Open de Paris
- 22-24 January 2016, Paris, France, Stade Pierre de Coubertin

Observers

- Frank Fredericks, Olympic Programme Commission
- Ansley O'Neal, IOC Sports Department

Events

- Individual Men's and Women's Kata
- Team Men's and Women's Kata
- Men's and Women's Kumite



Women's Kata

Participation

- Number of athletes: 911
- Number of countries represented: 72

Competition Format

- Kata format: Straight knockout with repechage
- Kumite format: Weight-class knockouts through the drawing of lots for the first round, with repechage opportunities, Semi-Finals, Finals and Third place fights
- 2.5 days
- Kata individual and team knockout rounds ½ day
- Kumite individual knockout rounds one day
- Repechage and Finals one day

Sport Presentation

- The majority of the sport presentation was focused on Day 3 of the competition, with the Finals being a strong focus of ideas like crowd animations with free t-shirts, music, special spotlighting for one tatami to highlight the matches, advertising boards, allowing media closer to the field of play for photo opportunities.

2. Venues

Competition Venue

- The competition venue was the Stade Pierre de Coubertin, a venue that is regularly used for the Open de Paris as it is quite popular with athletes and spectators. It is the home of the Paris Saint-Germain handball team as well as the Paris-Levallois basketball team.

Training Venue

- No training venue was provided for this competition, as this was only a Premier League level, and not a World Championship level. For the World Championships, a training venue is made available.

Warm-Up Areas

- A large warm-up room was provided on-site at the Stade Pierre de Coubertin. This warm-up area contained practice mats on one side, for general usage, and on the other side there were line-up areas. This room was located near the changing rooms and anti-doping area.




Warm-up area

Field of Play

- The competition field of play is called tatami.
- Four tatamis were located in a row in the centre of the competition hall. Each tatami is made by a WKF approved vendor and is 8m x 8m in size. There was an additional 1m buffer between all tatamis.



Field of play



Athletes' Areas

- Changing rooms – Athlete changing areas were equipped with benches and hooks where athletes could change.
- Athletes' lounges – There was no official athletes' lounge for this competition, though athlete eating areas were provided in a separate room on the other side of the hall, and additional information was also posted in this room for teams arriving and registering, or looking for information on the competition brackets.
- Mixed zone – There was no mixed zone at this competition, but one is provided at the World Championship level.



Athletes on the field of play

3. Performance

Qualification System

- There was no specific qualification for this event, as it is open registration to any club that has been approved by their NF to compete. The IF has submitted text to indicate how this online system works:
 - The registration system takes place through the company SportData, and clubs and NFs can register directly online.

Level of Competition

- Many of the top athletes were present, with previous world champions represented in both categories of Kata, as well as in multiple weight classes of the Kumite competition.
- The medical statistics from the event can be found below:
 - Number of fights: 876
 - Number of injuries: 52
 - Out of these, there were 48 minor injuries (92.3%) and the other 4 (7.7%) were injuries that required treatment

Medal Spread


- Number of countries represented in the medal standings:
 - Female Kata: 3
 - Female Team Kata: 3
 - Female Kumite: 12 (Five weight categories)
 - Male Kata: 3
 - Male Team Kata: 4
 - Male Kumite: 11 (Five weight categories)



Medal ceremony

Judging

- The judging at the event was conducted by professional and certified judges and referees, who undergo rigorous training on the rules of both Kata and Kumite.
- Only one athlete protest incident was observed on the first day.
- Results were immediately apparent at the end of the match through the use of the video boards. Results were managed by the company SportData and posted to the SportData website at the end of each competition day.
- Video boards were on display throughout the hall to indicate the score, the names of the athletes, the number of penalties, etc. A large video board was also located at the end of the hall tracking all live fights simultaneously and indicating which tatami mat a fight was taking place on.
- The results were displayed and announced in both English and French.



Head judges' table



Judges and video replay



Results board

Anti-Doping

- The 2016 WKF doping control programme, which is managed by the SportAccord Doping Free Sport Unit, covers four tournaments of the Premier League, with 10 tests in each event. The Paris Premier League is one of the four tournaments and had 10 tests scheduled.

4. Audience and sponsorship

Ticketing/Attendance

- Attendance – 1,370 Friday, 2,351 Saturday and 3,150 Sunday
- There were many areas to purchase food and beverages

Spectator Experience

- Stands offering karate merchandise were located in spectator concourses.
- Spectators were also offered free t-shirts during the Finals, with live announcements of top fights throughout the tournament. Music played between matches for the Finals competitions.

Broadcasting

- L'Equipe 21: 89,200 with a peak of 115,000 people.
- Internet: 33,687 videos downloaded from WKF YouTube channel, WKF Facebook: Reach = 1,006,560/ Impressions = 1,829,799, WKF Twitter: Reach = 171,499, WKF Web site: Pages view = 14,204.

Sponsorship

- The sponsors present at the competition were National Federation sponsors. In this case, these sponsors included media, the French tourism bureau, manufacturers, the lottery, and an insurance company with a focus on sports:
 - L'Equipe
 - Group MDS (Mutuelles des Sportifs)
 - Mairie de Paris
 - Adidas
 - Kombat Sport
 - Sjam Noris (French tatami manufacturer)
 - Crédit Mutuel

Observation reports

Tokyo 2020 proposal

Skateboarding

X Games Oslo

22-28 February 2016

This observation report was created after the attendance of the IOC Administration at the X Games in Oslo, Norway in February 2016.

1. Competition	80
2. Venues	81
3. Performance	82
4. Audience and sponsorship	83



1. Competition

Competition Observed

- X Games Oslo
- 24-25 February 2016
- Oslo, Norway:
 - **Skateboarding:** Indoor at Filipstad Brygge, Skur 13 – at seaside Central Oslo

Observers

- Pierre Fratter-Bardy, IOC Sports Department

Events

- Men's and Women's Street Skateboarding

Participation

- Number of athletes: 18 (12 men and 6 women)
- Number of countries represented: 9
- All skateboarders were invited by the X Games organisers



Skur 13 warehouse

Duration of Competition

- The competition was run over two days
- A qualifier was run for Norwegian skateboarders the night before

Competition Format

- **Day 1**
 - **Men's Skateboard Street Norwegian Prelim**

The Norwegian Championships acted as a qualifier to the X Games Final with eight Norwegian skateboarders taking part and the best qualifying for the heats with international skateboarders.
- **Day 2**
 - **Heats & Finals**
 - **Heats, Men**

Two heats of 6 skateboarders each

Each skateboarder had two runs of 50 seconds each

Top 6 overall ranked skateboarders qualified to the Finals
 - **Finals, Men**

Runs of 50 seconds each with the best scored run counting
 - **Women**

No heats

Six skateboarders in Finals
- The competition was run over two days

Sport Presentation

- Music and lighting were used throughout the event, before, during and after runs with specific songs starting for each run.
- Commentators animated the crowd by explaining tricks and jumps to the crowd.
- Four video screens were available in the venue to show the competitions live, replays, animation and advertising.
- There were two commentators, one in Norwegian language and one in English.

2. Venues

Competition Venue

- Indoor skate park in an old warehouse which had been renovated for the X Games. The skate park in the warehouse would be left open as a legacy to the city of Oslo following the X Games.

Training Venue

- Training sessions were organised at the competition venue.



Field of play

Warm-Up Areas

- The competition area was also the warm up area, with skateboarders warming up before, in-between, and after their runs.



Field of play

Field of Play


- The size of the field of play was 36.5m x 15.2m which is smaller than the conventional size of street skateboarding parks. This was due to the limited size of the arena.

Athletes' Areas

- An athlete's lounge was made available to the skateboarders which had sofas, food and refreshments as well as TVs showing the live broadcast of the event.
- A mixed zone was also created for media to interact with the skateboarders following their performances.



Athletes' lounge



Mixed zone

3. Performance

Qualification System

- This was an invitational event with a process led by the X Games, and supported by the International Skateboarding Federation.

Level of Competition

- The best athletes participated in both men and women events.

Medal Spread

• **Women**

- 1: Brazil, Pamela Rosa
- 2: United States, Lacey Baker
- 3: United States, Vanessa Torres

• **Men**

- 1: United States, Nyjah Huston
- 2: Australia, Shane O'Neill
- 3: Brazil, Luan Oliveira

Judging


- The judges were former competitive skateboarders and continue to practice the sport.
- Five judges were following the event through a screen, judging the competition by the way it was presented to the general public on TV.
- Each judge gave points on a scale of 0 to 100, based on overall impression.
- The highest and lowest points were dropped and the remaining three were averaged.
- Results were displayed within 30 seconds of the end of each run.



Medal ceremony

Anti-Doping

- The X Games and ESPN were not signatories of the WADA Code. Media covered the non-compliance which prompted a response by WADA, who commented on their non-compliance.
- No in-competition testing programme was run, but out-of-competition testing was allowed by the organisers.



Judges' room



Judges used live broadcast for scoring

4. Audience and sponsorship

Ticketing/Attendance

- The venue was at full capacity throughout the two event days
- The tickets cost \$20 per ticket
- The venue had 1,100 temporary seats

Spectator Experience

- There were event areas in the venue used to engage and entertain spectators and the general public including an art exhibition, a bar and food stands.
- Many spectators came with their skateboards to skate between the runs and after the competition.

Fan areas




Broadcasting

- **Television:** TV2 station of Norway broadcast the competition live. It is Norway's biggest TV network.
- **Internet:** All the events were streamed live on local TV channel's online platform TV2 and on ESPN's online platform.

Sponsorship

- The X Games sponsors were presented on all billboards and advertising spaces:
 - Mountain Dew
 - Red Bull
 - Renault
 - XXL (Norwegian sporting brand)



Observation reports

Tokyo 2020 proposal

Sport Climbing

IFSC Climbing World Cup 14-15 November 2015

This observation report was created after the attendance of a member each of the Olympic Programme Commission and the IOC Administration at the IFSC Climbing World Cup in Kranj, Slovenia in November 2015.

1. Competition	86
2. Venues	87
3. Performance	88
4. Audience and sponsorship	89



1. Competition

Competition Observed

- IFSC Climbing World Cup
- 14-15 November 2015
- 'Zlato polje hall', Kranj, Slovenia

Observers

- Walter Sieber, Olympic Programme Commission
- Pierre Fratter-Bardy, IOC Sports Department

Events

- Lead Women's and Men's events
- There were no Bouldering and Speed World Cup events during the observation period

Participation

- Number of athletes: 109 (66M & 43W)
- Number of countries represented: 21 (15 in the women's competition, 19 in the men's competition)



Athletes reviewing course before competition

Competition Format

Lead involves a lead climber attaching himself/herself to a length of elastic climbing rope and ascending a route while periodically attaching a protective rope to the face of the route and clipping into it, with a six-minute time limit. The lead climber must have another person acting as a belayer, holding the rope in the event of a fall and paying out or taking up rope as the climber moves. The athlete reaching the highest point wins. In case of a tie, the position of the previous heat determines the winner. In case of a further tie, the time is looked at to determine the result.

The route is always different and requires the athlete to memorise its specificities during the six-minute observation organised right before the competition starts. After this observation, the athletes stay in the isolation zone so that no one can observe other competitors climb.

- The competition was split into three phases:

Heats:

Each athlete climbs two different routes. The positions in each of the two routes are multiplied and then the smallest score gets the best results. The best 26 go to the Semi-Finals

Semi-Finals:

Only one route is contested and the top eight proceed to the Final

Final: Each athlete climbs one route

- The competition was run over two days
- The Semi-Final lasted 2.5 hours and the Final lasted 1.5 hours

Sport Presentation

- The overall sport presentation was limited. Beyond some background music and a short animation to present the route at the beginning of the competition, the local organising committee did not promote further activities.

2. Venues

Competition Venue

- This competition was organised in an indoor facility

Training Venue

- There was no training venue
- During the Olympic Games, the competition venue would be used as a training venue

Warm-Up Areas

- There were two small warm-up walls (4 metres high and 15 metres wide) located in the isolation zone.

Field of Play

- The lead wall was 13 metres high and 10 metres wide.
- There were three route setters responsible for creating new routes for each stage of the competition. Two hours are needed to back a route before the start of the event, which comprises 50 holds selected from among a thousand possibilities.
- For the Olympic competition three different walls would be needed for each of the disciplines (bouldering, lead, and speed), or one wall which can be altered.

Athletes' Areas

- There were no athletes' lounges
- A temporary mixed zone was set up for the Final



Warm-up/training area for athletes



Climbing wall

3. Performance

Qualification System

- This event was open to all National Federations recognised by the IFSC with a maximum of six athletes per NOC, in addition to the first 10 climbers in the world rankings.
- A maximum of 18 athletes could be entered by the host country.

Level of Competition

- The best athletes participated in this event.
- Accidents or crashes are very unusual, and the injury rate from grassroots to elite athletes is very low.

Medal Spread

Men: **1st place:** Czech Republic
2nd place: Canada
3rd place: Austria

Women: **1st place:** Slovenia
2nd place: Austria
3rd place: Slovenia



Men's medal ceremony



Women's medal ceremony

Judging

- Judging and refereeing plays a limited role in sport climbing. The jury is usually composed of one national judge per route, the IFSC judge and the Jury President.
- There was one appeal successfully lodged during the Semi-Final to correct a result.
- The results were shared simultaneously on the scoreboards as well as on the IFSC website and application, allowing for engagement with the public and the online community.
- There was one video board but it was used as a scoreboard. In other World Cup events, the video board is used for replays and animations.
- The results were announced in Slovene and English.

Anti-Doping

- Only the winner in the women's and men's events had to go through anti-doping urine tests, under the supervision of their own National Federation.
- Discussions took place about the possibility to conduct random tests in future competitions.



Scoreboard

4. Audience and sponsorship

Ticketing/Attendance

- The heats were non-ticketed events with an open-door policy for spectators to join the event.
- There were approximately 500 spectators who attended the Semi-Finals.
- The Finals were at full capacity with 1,500 capacity spectators.

Spectator Experience

- The spectator experience was limited to food and beverage stands. The price of the tickets was 8€.

Broadcasting

- **Television:** The Finals were broadcast live on Slovene national television, RTV Slovenian Channel 2. The highlights were shared with Sky E, a popular television channel in Japan. At the end of each month when there are climbing competitions, a 26-minute highlights programme is produced by the IFSC and shared with 58 countries.
- **Internet:** There was live streaming on the IFSC channel on YouTube with English commentaries, with 55,751 (retrieved on 9 December 2015) total views the video of the Final of the Lead Women's and Men's competitions.

Sponsorship

- There were two IFSC partners, Entre-Prises and Kailas, as well as several local sponsors supporting the event:
 - Lumar
 - Marmot
 - Petzl
 - Tendon
 - 360 holds
 - Intersport
 - Radgonske Gorice
 - Univerza v Mariboru
 - IGLU Sport
 - Raumer
 - VAL 202
 - Geago
 - Krka
- The organisers also received financial support from the City of Kranj.
- Several equipment manufacturers attended with stands to sell holds.



IFSC and Local Organising Committee sponsors



Equipment manufacturer stands



Broadcast crew at venue



Broadcast crew

Observation reports

Tokyo 2020 proposal

Surfing

Quiksilver Pro Gold Coast 10-21 March 2016

This observation report was created after the attendance of a member each of the Olympic Programme Commission and the IOC Administration at the Quiksilver Pro Tour in the Gold Coast, Australia in March 2016.

1. Competition	92
2. Venues	93
3. Performance	94
4. Audience and sponsorship	95



1. Competition

Competition Observed

- Quiksilver Pro Gold Coast – World Surf League
- The World Surf League (WSL) is the main professional tour in surfing and is run independently from the International Surfing Association. The event observed is part of the 11 stops of the main tour
- 10-21 March 2016
- Gold Coast, Australia

Observers

- Barry Maister, Olympic Programme Commission
- Pierre Fratter-Bardy, IOC Sports Department

Events

- Men's Shortboard
- Women's Shortboard

Participation

- Number of athletes: 34 Men, 18 Women
- Number of countries represented: 6 (46 out of the 52 competitors come from three countries – Australia, Brazil, and the United States)



Beach facing the competition venue

Competition Format

- There are four and five rounds of heats in the women's and men's competitions respectively, before reaching the Quarterfinal rounds. Within these heats, either two or three surfers compete against each other and there are possibilities of repechage. A head-to-head format is applied from the last round of heats through to the Final.
- Each round lasts 30 minutes and the surfers can ride as many waves as they wish during this time; the two best waves determine the final score.
- Between five and six days are needed to run the competition but the window is longer (12 days) to ensure there is enough time for proper surfing conditions.

Results board

Sport Presentation

- Two commentators were in charge of explaining the competition and entertaining the audience. One giant screen also displayed the live feed, the replays, the timing, and the scoring.
- In a sponsor booth the spectators had the possibility to create their own posters to cheer for their favourite surfers.

2. Venues



Athletes' changing areas



Athletes' lounges



Mixed zone

Warm-Up areas

- The athletes warm-up on the waves adjacent to the field of play and/or on the beach right before the start of their competition.

Training Venue

- There are no dedicated training slots. The athletes have the possibility to train at the competition venue at any time when there is no competition. Since the access to the beach is open, the general public can also surf there at the same time as the professional surfers, outside competition periods.

Field of Play

- Given the specific nature of the sport there is no standard field of play, it all depends on the setting of the beach and the type of waves.
- This beach at the Gold Coast offered world-class conditions with right-hand waves ranging from 50 centimetres to 2 metre high. The minimum wave height to run a surfing competition is 50 centimetres.

Athletes' Areas

- Changing rooms were available at the competition venue and were located next to the athletes and coaches' area which has a direct view on the field of play.
- There was a mixed zone located on the beach and very close to the spectators' area. Interviews could also take place on the beach in the middle of the crowd which created a great opportunity for interactions between athletes and the general public. Although not visible, a team of 60 people was ensuring the security both on the water, on the beach, and around the competition venue.

3. Performance

Qualification System

- The same 18 female and 34 male athletes compete in the World Surf League season. In addition, at each event the WSL and the respective title sponsor have the possibility to give one wild card each to additional athletes.
- The rankings determine a promotion/relegation system at the end of the season for the athletes to move to the main or second-tier tour.

Level of Competition

- The top surfers in the world took part in the competition.
- Equal prize money was offered to men and women (a total of USD 826'000 for the competition observed in the Gold Coast).

Medal Spread

- 1st place: Australia
- 2nd place: United States of America
- 3rd place: No bronze medal was awarded due to competition format not requiring a 3rd place competition



Surfer in action

Judging

- The surfers are judged out of 10 points on a set of criteria based on speed, power, flow, and degree of difficulty. Five certified judges, supervised by a head judge, are in charge of judging the competition. After each wave ridden by a surfer, the lowest and highest scores among the five judges are put aside and the final result is determined by averaging the three remaining scores. The judges have the possibility to look at the replays on the screen to amend their scores. The results are generally displayed one or two minutes after the ride and are also transmitted to the surfers via their watches and the commentators. There is no possibility to appeal.
- Reviews of the judges performances are conducted at the end of each competition day.



Judges' area

Anti-Doping

- There were 10 urine tests conducted during this event with athletes randomly selected. Although not fully WADA compliant, the WSL is currently developing its anti-doping procedure to be compliant (NB: The ISA is already compliant).


4. Audience and sponsorship

Ticketing/Attendance

- The beach and the event were open (i.e. non-ticketed) in-line with the tradition of the sport. This is done since scheduling is often uncertain due to the variability of the natural conditions.
- Approximately 25,000 spectators attended this event.

Spectator Experience

- The spectator experience goes beyond the traditional sporting competition. Most spectators come to the beach with their friends to hang out and enjoy the beach. There is a high level of engagement between the spectators and the athletes. For example, the surfers go to the water via the public beach allowing for direct engagement with their fans right before and after their competition.
- There were also some nice beach-style bars and sponsors booths to visit and/or take part in their animations, such as a virtual reality experience in surfing or an athlete signing session.
- A big temporary merchandising store was selling products from the WSL and the title sponsor of the event.




Fans interacting with top athletes



Merchandising store



Spectator's area



Merchandising store

Broadcasting

- **Television:** The WSL has its own production team and produces the content for all its events in the main tour. This event was broadcast live in Australia (Fox5), Brazil (ESPN and Globo), France (MCS), Portugal (Sport TV), and the United States (Oceania Cable, CBS Sport for the Finals).
- **Internet:** The WSL is using its website and its mobile app as the main channel to broadcast live the competition. The live feed is followed on average by 3.5 to 6.5 million unique viewers across the world, who watch an average of 40 minutes of live competition.




Live coverage from the water



WSL commentators

Sponsorship

- The main tour of the World Surf League is named Samsung Galaxy Championships Tour. Beyond Samsung, the main sponsors are Airbnb, Corona, GoPro and Jeep. There are also some local sponsors for each stop such as the Bank of Queensland for the competition observed.
- Each event has a title sponsor from a surf industry brand. Quiksilver was sponsoring the event observed in the Gold Coast.



International Olympic Committee, Château de Vidy, 1007 Lausanne, Switzerland Tel +41 (0)21 621 6111 www.olympic.org

© This publication may not be reproduced, even in part, in any form, without the written permission of the IOC. All reproduction, translation and adaptation rights are reserved for all countries.

Designed and produced by Thomas and Trotman Design

Photography by IOC, WBSC, WKF, FIRS, IFSC, ISA, Shutterstock and Getty Images®. Cover ISA/Ben Reed/Michael Tweddle Rayner, Getty Images®/Masterpress/Clive Rose, IFSC, WKF/Martin Rose/Bongarts, IOC/Ubald Rutar/Mine Kasapoglu; page 6, 17, 23, 29, 51, 52, 55, 65 Getty Images®/Masterpress/Vladimir Rys/Martin Rose/Alex Grimm, WKF/Xavier Servolle, IOC/Ian Jones/Mine Kasapoglu; page 7 IFSC, ISA/Chris Grant; page 16 Getty Images®/Mark Dadswell; page 17 Getty Images®/Jonathan Ferrey, WBSC; page 22 Getty Images®/Michael Steele; page 28 FIRS; page 29 FIRS; page 34, 65 IOC/Ubald Rutar; page 35 IFSC; page 40 ISA; page 41, 56 ISA, Getty Images®/Hannah Johnston/Grant Ellis; page 47 Getty Images®/Atsushi Tomura; page 50 Getty Images®/Koichi Kamoshida, IOC, Shutterstock; page 51 IOC, WBSC/Sascha Schneider; page 52 Getty Images®/Paul Gilham, IOC; page 53 IOC, WKF/Xavier Servolle, Getty Images®/Paul Gilham; page 54 IFSC, IOC; page 55 IOC/Josh Friedberg, IFSC; page 56 ISA; pages 57, 69, 70, 74, 75, 76, 80, 81, 82, 83, 87, 92, 93, 94, 95 IOC; page 59 Getty Images®/Brett Hemmings/Robert Laberge/Al Bello/Christian Petersen; page 60 WKF; page 61 Getty Images®/Jared Wickerham/Stephen Dunn/Evan Agostini; page 62 Getty Images®/Oli Scarff; page 63 Getty Images®/Mark Kolbe/Alberto E. Rodriguez/Cameron Spencer; page 65 Getty Images®/Koji Watanabe, ISA, IFSC; page 66 WBSC; page 72 Getty Images®/Paul Gilham; page 78 FIRS; pages 84, 86, 87, 88, 89 IFSC; pages 90, 94 ISA.

® All trademarks acknowledged.

Printed on FSC® certified paper.

INTERNATIONAL OLYMPIC COMMITTEE

CHÂTEAU DE VIDY, 1007 LAUSANNE, SWITZERLAND

www.olympic.org