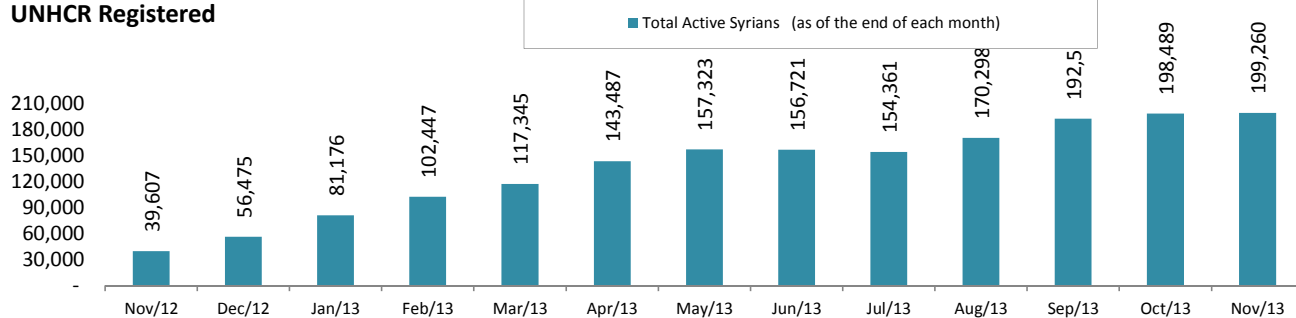
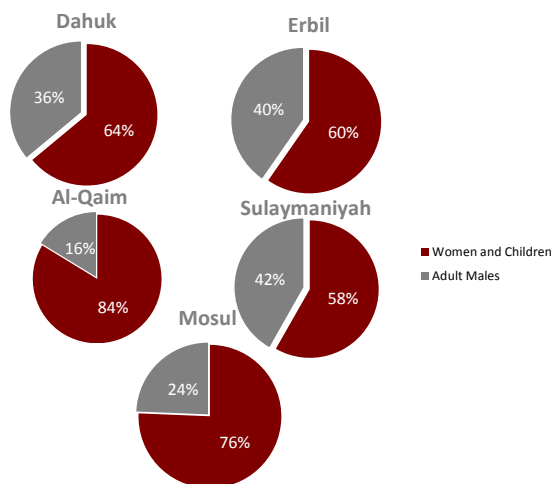
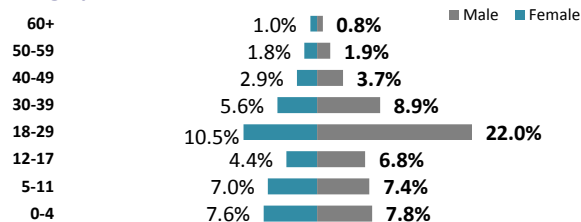


UNHCR Registered

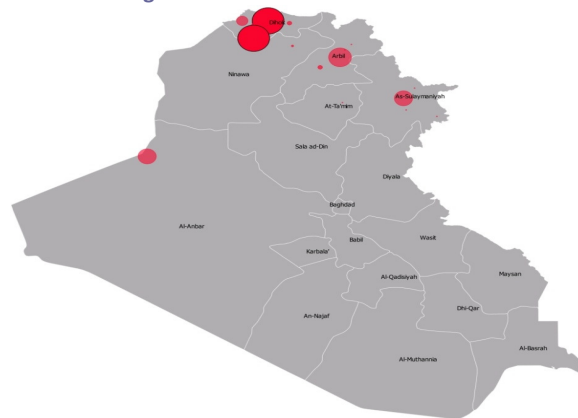


This profile is based on **168,635** proGres registered persons
and **32,661** level 1 registration (new camps population)
The total is **201,296** individuals

Demographic Breakdown



Location of the Registration

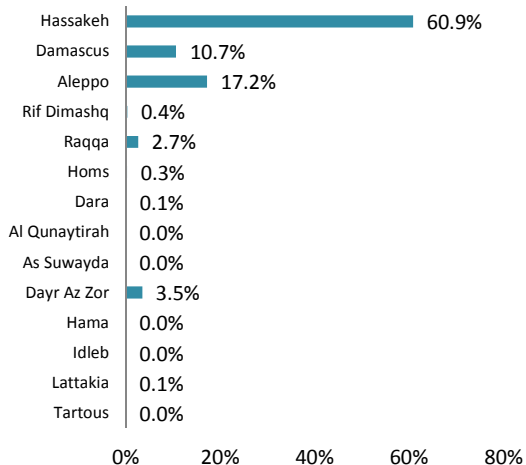


Governorate	Persons	Households	% Total
Dahuk*	101,752	35,343	50.5%
Erbil	71,527	25,318	35.5%
Sulaymaniyah	21,804	9,163	10.8%
Anbar	5,177	1,288	2.6%
Mosul	191	54	0.1%
Other	845	335	0.4%
Total Iraq	201,296	71,501	100.0%

* Includes Syrians registered in Domiz Camp

** Only age and gender break down, name of the head of household, and vulnerabilities are captured

Place of origin



Camps

Camps	Persons	House holds
Domiz**	45,000	10,000
Al-Obaidi Camp	2,000	420
Kawergosk Camp	13,137	3,565
Darashakran Camp	4,358	913
Qushtapa Camp	3,752	829
Arbat Camp	2,726	813
Akre	2,560	813
Qasrok	164	74
Zakho	395	121
Basirma Camp	2,759	647
Gawilan	2,810	834
Total	79,661	19,029

** 86,796 Syrians are registered at Domiz camp, however the camp population is estimated to be approximately 45,000.