

South Sudan - Refugees Statistics

as of 31 July 2016

KEY FIGURES

259,796
total refugee population

99%
Living in camps and settlements

257,280

82%

Are Women and Children

66,648
Households

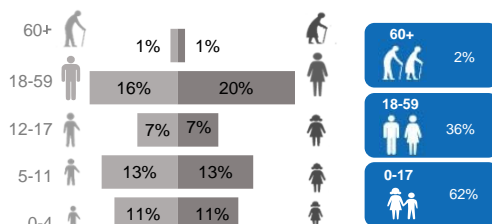
1%
Living in urban areas

2,516

52%

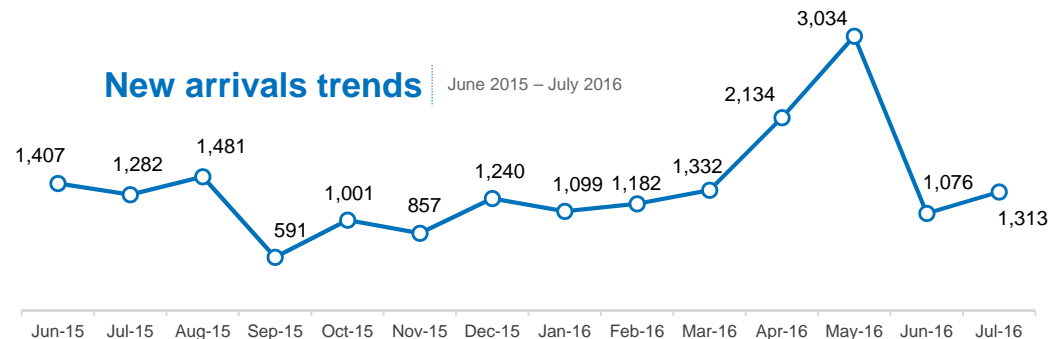
Are female

Age and gender breakdowns

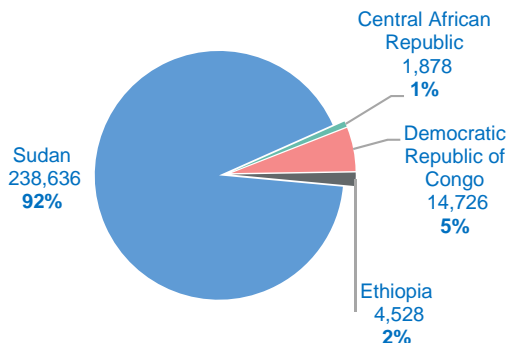


New arrivals trends

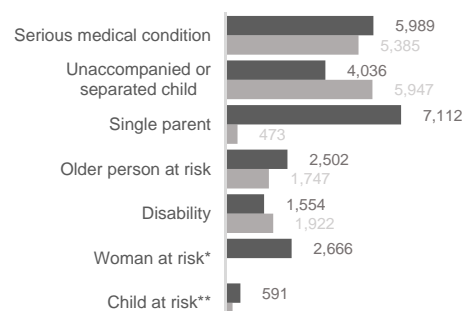
June 2015 – July 2016



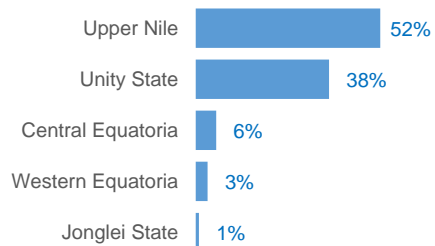
Main countries of origin



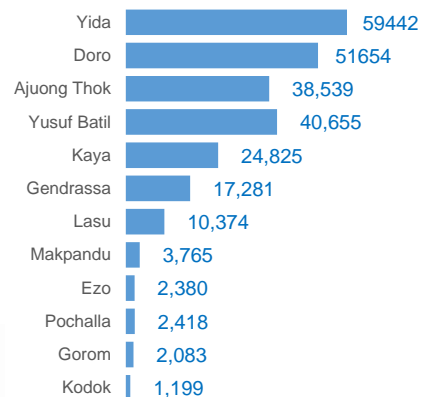
Main Specific needs



States hosting refugees



Top refugee locations

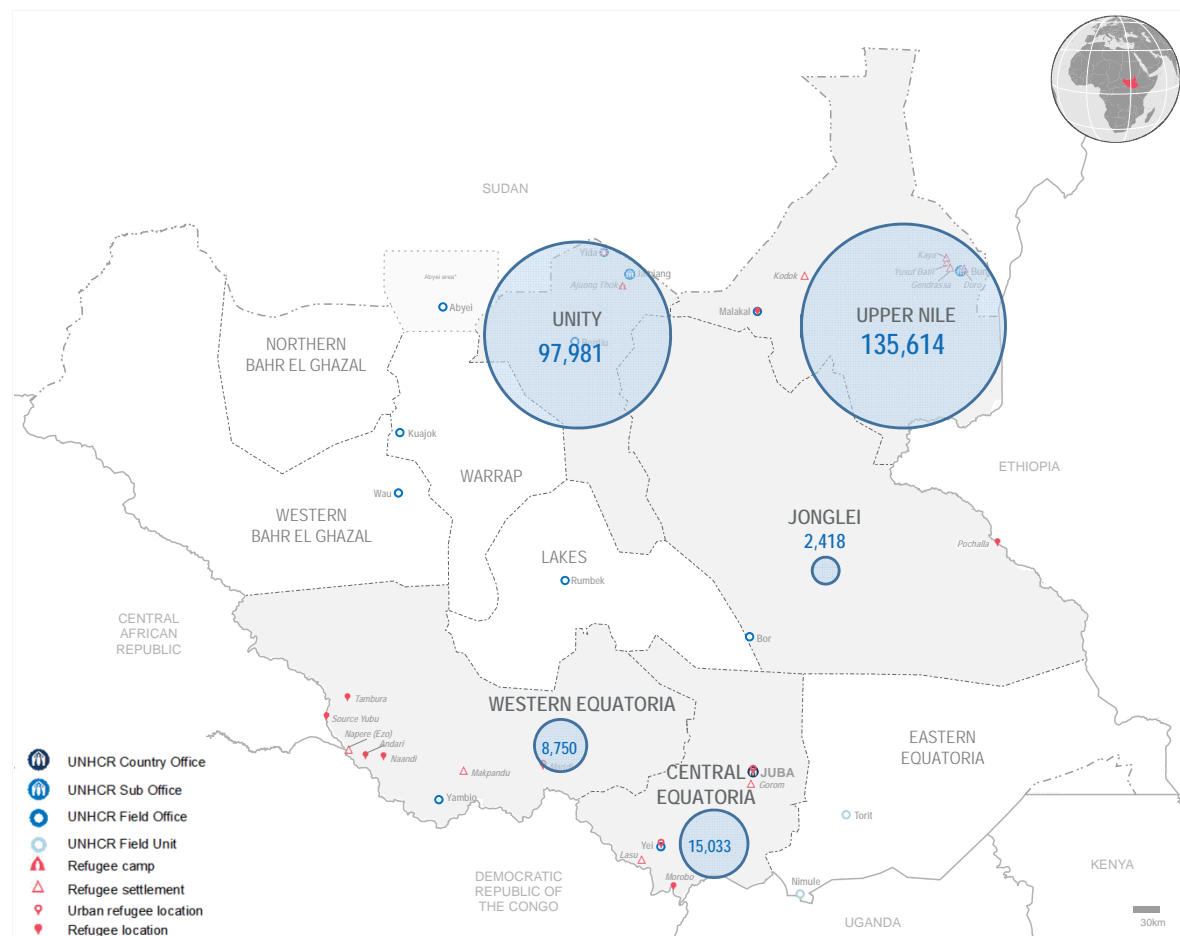


Our Partners

AAHI, ADRA, AHA, ACROSS, ACTED, CARE, CRA, DNPI, DRC, HDC, HI, IMC, INTERSOS, IRC, LWF, Nile Hope, RI, SP, SCI, TOCH, UMCOR, UNOPS, UN, WAV, WDG and WVI.

Notes: In addition to 259,796 refugees, South Sudan hosts **1,252 asylum seekers** and **1.61 million IDPs*****

* Excludes lactating mothers. ** Excludes children at risk of not attending school *** OCHA figure (end of June 2016)



South Sudan Statistics: Population by Country of Origin, Sex and Age Group
as of 31st July 2016



Country of Origin	Settlement	Households (HHs)			Persons																	
		Total HHs	Female headed		0 - 4 years old			5 - 11 years old			12 - 17 years old			18 - 59 years old			60 years old and over			Total		
			HHs	%	F	M	T	F	M	T	F	M	T	F	M	T	F	M	T	F	M	T
CENTRA AFRICAN REPUBLIC	Ezo	13	7	1	1	4	5	2	4	6	4	5	9	10	6	16	1	1	2	18	20	38
	Makpandu	54	12	0	4	7	11	9	9	18	-	5	5	22	38	60	-	5	5	35	64	99
	Tambura	232	141	1	82	96	178	132	110	242	31	41	72	180	97	277	3	1	4	428	345	773
	Andari	1	-	-	-	-	-	-	-	-	-	-	-	-	1	1	-	-	-	-	1	1
	Naandi	7	4	1	-	5	5	2	2	4	-	-	-	5	3	8	-	-	-	7	10	17
	Source Yubu	309	188	1	74	97	171	126	137	263	52	59	111	253	131	384	12	9	21	517	433	950
	Total	616	352	3	161	209	370	271	262	533	87	110	197	470	276	746	16	16	32	1,005	873	1,878
DEMOCRATIC REPUBLIC OF THE CONGO	Lasu	2,246	1,222	1	831	835	1,666	975	990	1,965	633	605	1,238	1,732	1,267	2,999	187	95	282	4,358	3,792	8,150
	Morobo	88	47	1	38	31	69	42	54	96	21	28	49	68	40	108	3	5	8	172	158	330
	Ezo	906	513	1	141	141	282	208	209	417	155	164	319	739	454	1,193	71	60	131	1,314	1,028	2,342
	Makpandu	1,120	486	0	347	312	659	415	360	775	186	209	395	717	657	1,374	57	48	105	1,722	1,586	3,308
	Tambura	14	8	1	4	4	8	3	3	6	-	-	-	9	6	15	2	-	2	18	13	31
	Andari	120	60	1	34	32	66	30	34	64	13	10	23	78	51	129	7	10	17	162	137	299
	Naandi	76	35	0	23	18	41	34	31	65	14	18	32	43	44	87	6	6	12	120	117	237
	Source Yubu	12	8	1	2	-	2	6	2	8	-	2	2	9	3	12	1	1	2	18	8	26
	Juba	3	-	-	-	-	-	-	-	-	-	-	-	-	2	2	-	1	1	-	-	3
	Total	4,585	2,379	1	1,420	1,373	2,793	1,713	1,683	3,396	1,022	1,036	2,058	3,395	2,524	5,919	334	226	560	7,884	6,839	14,726
ETHIOPIA	Gorom	778	318	0	159	192	351	248	250	498	126	144	270	440	496	936	20	8	28	993	1,090	2,083
	Pochalla	668	525	1	152	162	314	267	281	548	325	349	674	622	214	836	34	12	46	1,400	1,018	2,418
	Juba	16	4	0	-	1	1	2	3	5	-	-	-	8	13	21	-	-	-	10	17	27
	Total	1,462	847	1	311	355	666	517	534	1,051	451	493	944	1,070	723	1,793	54	20	74	2,403	2,125	4,528
SOMALIA	Juba	2	-	-	-	-	-	-	-	-	-	-	-	-	3	3	-	-	-	-	3	3
	Total	2	-	-	-	-	-	-	-	-	-	-	-	-	3	3	-	-	-	-	3	3
SYRIA	Juba	3	-	-	-	-	-	-	-	-	-	-	-	-	3	3	-	-	-	-	3	3
	Total	3	-	-	-	-	-	-	-	-	-	-	-	-	3	3	-	-	-	-	3	3
BURUNDI	Juba	2	-	-	-	-	-	-	-	-	-	-	-	-	2	2	-	-	-	-	2	2
	Total	2	-	-	-	-	-	-	-	-	-	-	-	-	2	2	-	-	-	-	2	2
EGYPT	Juba	1	1	1	-	-	-	-	-	-	-	-	-	-	1	1	-	-	-	-	1	1
	Total	1	1	1	-	-	-	-	-	-	-	-	-	-	1	1	-	-	-	-	1	1
ERITREA	Juba	15	-	-	-	1	1	-	1	1	-	-	-	2	13	15	-	2	2	2	17	19
	Total	15	-	-	-	1	1	-	1	1	-	-	-	2	13	15	-	2	2	2	17	19
SUDAN	Juba	1,324	127	0	89	118	207	148	132	280	55	51	106	280	1,196	1,476	4	36	40	576	1,533	2,109
	Yei	76	10	0	-	-	-	1	2	3	-	2	2	10	64	74	-	-	-	11	68	79
	Maridi	107	42	0	8	13	21	43	38	81	19	20	39	53	75	128	-	1	1	123	147	270
	Yida	12,931	9,474	1	6,021	6,066	12,087	9,501	9,616	19,117	5,272	4,266	9,538	12,532	5,172	17,704	610	386	996	33,936	25,506	59,442
	Ajuong Thok	13,158	6,276	0	3,613	3,609	7,222	4,135	4,184	8,319	2,402	2,975	5,377	7,841	9,217	17,058	302	261	563	18,293	20,246	38,539
	Doro	11,969	6,318	1	6,414	6,863	13,277	6,450	6,691	13,141	3,350	3,673	7,023	9,848	7,238	17,086	613	514	1,127	26,675	24,979	51,654
	Kaya	5,937	2,759	0	2,657	2,828	5,485	3,192	3,118	6,310	1,652	1,578	3,230	5,090	3,783	8,873	406	521	927	12,997	11,828	24,825
	Lasu	676	244	0	162	180	342	286	278	564	167	196	363	384	561	945	4	6	10	1,003	1,221	2,224
	Yusuf Batil	9,161	4,214	0	4,542	4,842	9,384	5,305	5,320	10,625	2,605	2,574	5,179	8,052	5,785	13,837	724	906	1,630	21,228	19,427	40,655
	Gendrassa	4,174	1,956	0	1,791	1,906	3,697	2,216	2,196	4,412	1,133	1,134	2,267	3,564	2,753	6,317	257	331	588	8,961	8,320	17,281
	Kodok	361	243	1	112	110	222	207	192	399	68	52	120	236	177	413	20	25	45	643	556	1,199
	Makpandu	88	25	0	26	41	67	50	45	95	22	18	40	59	97	156	-	1	1	157	202	359
	Total	59,962	31,688	1	25,435	26,576	52,011	31,534	31,812	63,346	16,745	16,539	33,284	47,949	36,118	84,067	2,940	2,988	5,928	124,603	114,033	238,636
Grand Total		66,648	35,267	1	27,327	28,514	55,841	34,035	34,292	68,327	18,305	18,178	36,483	52,886	39,663	92,549	3,344	3,252	6,596	135,897	123,896	259,796

South Sudan Refugee statistics: Population by Location, Sex and Age Group

as of the 31st of July 2016



State	Location	0 - 4 years			5 - 11 years			12 - 17 years			18 - 59 years			60 years +			Total			HouseHolds		
		F	M	Total	F	M	Total	F	M	Total	F	M	Total	F	M	Total	F	M	Total	F	M	Total
Upper Nile	Doro	6,414	6,863	13,277	6,450	6,691	13,141	3,350	3,673	7,023	9,848	7,238	17,086	613	514	1,127	26,675	24,979	51,654	6,318	5,651	11,969
	Kaya	2,657	2,828	5,485	3,192	3,118	6,310	1,652	1,578	3,230	5,090	3,783	8,873	406	521	927	12,997	11,828	24,825	2,759	3,178	5,937
	Yusuf Batil	4,542	4,842	9,384	5,305	5,320	10,625	2,605	2,574	5,179	8,052	5,785	13,837	724	906	1,630	21,228	19,427	40,655	4,214	4,947	9,161
	Gendrassa	1,791	1,906	3,697	2,216	2,196	4,412	1,133	1,134	2,267	3,564	2,753	6,317	257	331	588	8,961	8,320	17,281	1,956	2,218	4,174
	Kodok	112	110	222	207	192	399	68	52	120	236	177	413	20	25	45	643	556	1,199	243	118	361
	Total	15,516	16,549	32,065	17,370	17,517	34,887	8,808	9,011	17,819	26,790	19,736	46,526	2,020	2,297	4,317	70,504	65,110	135,614	15,490	16,112	31,602
Unity State	Ajounk Thok	3,613	3,609	7,222	4,135	4,184	8,319	2,402	2,975	5,377	7,841	9,217	17,058	302	261	563	18,293	20,246	38,539	6,276	6,882	13,158
	Yida	6,021	6,066	12,087	9,501	9,616	19,117	5,272	4,266	9,538	12,532	5,172	17,704	610	386	996	33,936	25,506	59,442	9,474	3,457	12,931
	Total	9,634	9,675	19,309	13,636	13,800	27,436	7,674	7,241	14,915	20,373	14,389	34,762	912	647	1,559	52,229	45,752	97,981	15,750	10,339	26,089
Central Equatoria	Gorom	159	192	351	248	250	498	126	144	270	440	496	936	20	8	28	993	1,090	2,083	318	460	778
	Juba	89	120	209	150	136	286	55	51	106	290	1,233	1,523	4	39	43	588	1,579	2,167	132	1,234	1,366
	Lasu	993	1,015	2,008	1,261	1,268	2,529	800	801	1,601	2,116	1,828	3,944	191	101	292	5,361	5,013	10,374	1,466	1,456	2,922
	Morobo	38	31	69	42	54	96	21	28	49	68	40	108	3	5	8	172	158	330	47	41	88
	Yei	0	0	0	1	2	3	0	2	2	10	64	74	0	0	0	11	68	79	10	66	76
	Total	1,279	1,358	2,637	1,702	1,710	3,412	1,002	1,026	2,028	2,924	3,661	6,585	218	153	371	7,125	7,908	15,033	1,973	3,257	5,230
Jonglei State	Pochalla	152	162	314	267	281	548	325	349	674	622	214	836	34	12	46	1,400	1,018	2,418	525	143	668
	Total	152	162	314	267	281	548	325	349	674	622	214	836	34	12	46	1,400	1,018	2,418	525	143	668
Western Equatoria	Andari	34	32	66	30	34	64	13	10	23	78	52	130	7	10	17	162	138	300	60	60	120
	Ezo	142	145	287	210	213	423	159	169	328	749	460	1,209	72	61	133	1,332	1,048	2,380	520	399	919
	Makpandu	377	360	737	474	414	888	208	232	440	797	792	1,589	57	54	111	1,913	1,852	3,765	523	739	1,262
	Maridi	8	13	21	43	38	81	19	20	39	53	75	128	0	1	1	123	147	270	42	65	107
	Naandi	23	23	46	36	33	69	14	18	32	48	47	95	6	6	12	127	127	254	40	44	84
	Source yubu	76	97	173	132	139	271	52	61	113	262	134	396	13	10	23	535	441	976	196	125	321
	Tambura	86	100	186	135	113	248	31	41	72	190	103	293	5	1	6	447	358	805	149	97	246
	Total	746	770	1,516	1,060	984	2,044	496	551	1,047	2,177	1,663	3,840	160	143	303	4,639	4,111	8,750	1,530	1,529	3,059
Grand total		27,327	28,514	55,841	34,035	34,292	68,327	18,305	18,178	36,483	52,886	39,663	92,549	3,344	3,252	6,596	135,897	123,899	259,796	35,268	31,380	66,648