



Registration Unit

**Total Persons of Concern**

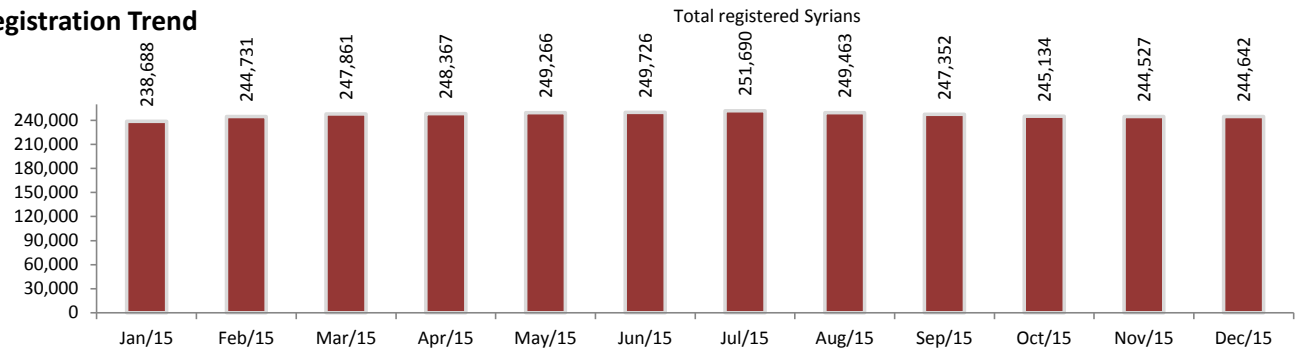
Individuals

245,022

Households

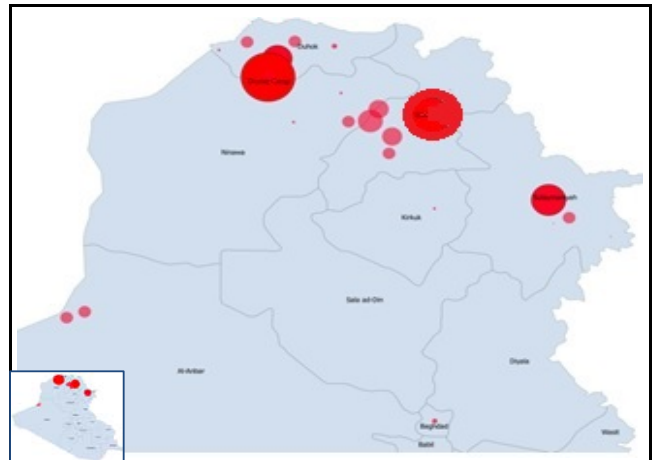
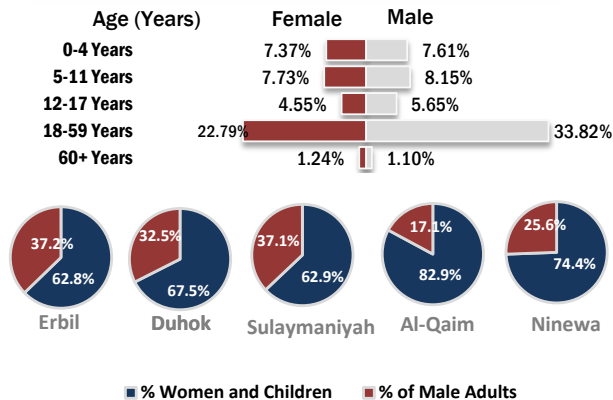
86,964

## Registration Trend

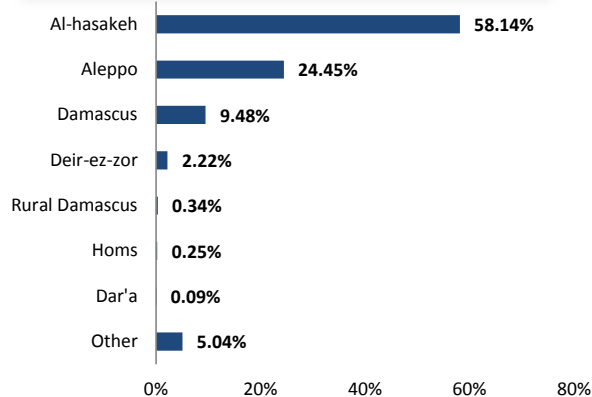
This profile is based on **245,022**

proGres registered individuals

## Age and Gender Breakdown

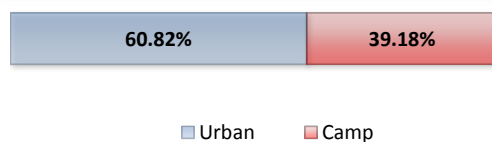


## Place of Origin



Governorate	Individuals	Households	% Total
Duhok	93,495	29,327	38.16%
Erbil	113,349	43,248	46.26%
Sulaymaniyah	29,828	11,673	12.17%
Anbar	4,510	1,150	1.84%
Ninewa	1,593	526	0.65%
Kirkuk	788	283	0.32%
Baghdad	618	307	0.25%
Other	841	450	0.34%
<b>Total Iraq</b>	<b>245,022</b>	<b>86,964</b>	<b>100%</b>

## Camp and non-camp population comparison



Camps Registered Population			
Camp	Individuals	Households	% Total
Al-Obaidi Camp	1,519	319	1.58%
Akre Settlement	1,283	316	1.34%
Domiz Camp 1	40,159	13,174	41.83%
Domiz Camp 2	7,217	1,655	7.52%
Gawilan Camp	7,269	1,780	7.57%
Basirma Camp	3,549	864	3.70%
Darashakran Camp	10,963	2,501	11.42%
Kawergosk Camp	10,336	2,793	10.77%
Qushtapa Camp	6,503	1,756	6.77%
Arbat Camp	7,208	1,942	7.51%
<b>Total</b>	<b>96,006</b>	<b>27,100</b>	<b>100%</b>

From 16 June 2014, as Al-Obaidi Camp became inaccessible to UN agencies and other humanitarian staff, the camp registered population figure is not updated.