
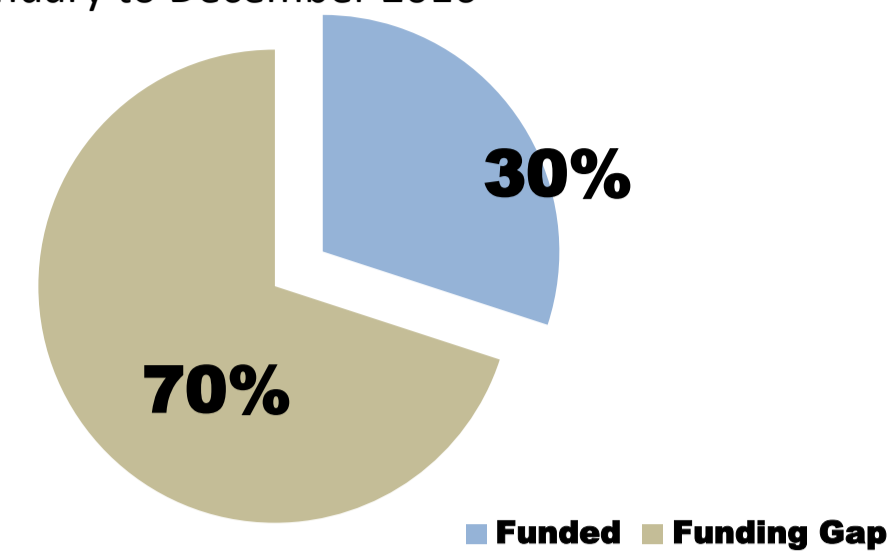


2016 REVISED BURUNDI REGIONAL REFUGEE RESPONSE PLAN

Funding snapshot as at 10 June 2016

The requirements presented in this funding snapshot refer to the 2016 Revised Regional Refugee Response Plan covering the period January to December 2016

Funding level*	
RRP requirements	\$313,898,329
Funding received	\$94,220,990
% funded	30%




Organization	Requirements (Jan - Sept 2016)	Funding received**					Regional funding	Total received	% funded
		DRC	Rwanda	Tanzania	Uganda				
ADRA Adventist Development and Relief Agency	\$4,402,245		\$430,602					\$430,602	10%
AHA African Humanitarian Action	\$351,647							\$0	0%
AIRD African Initiative for Relief & Development	\$2,000,000							\$0	0%
ARC American Refugee Council	\$656,000		\$450,000					\$450,000	69%
CARE	\$213,292							\$0	0%
CONCERN	\$552,609							\$0	0%
CWS Church World Service	\$890,708							\$0	0%
DRC Danish Refugee Council	\$7,437,000			\$271,000				\$271,000	4%
FAO Food and Agriculture Organization of the United Nations	\$6,681,464							\$0	0%
FSDS Fondation Saint Dominique Savio	\$360,450							\$0	0%
Handicap International	\$433,760							\$0	0%
HelpAge International	\$742,095			\$518,516				\$518,516	70%
IOM International Organization for Migration	\$4,118,394			\$2,464,701				\$2,464,701	60%
IRC International Rescue Committee	\$3,825,000			\$777,718				\$777,718	20%
Legal Aid Forum	\$388,123							\$0	0%
OXFAM	\$9,571,076			\$2,604,878				\$2,604,878	27%
PAJER Parlement des Jeunes Rwandais	\$169,686							\$0	0%
PLAN International	\$3,655,000		\$356,220	\$2,529,677				\$2,885,897	79%
Protect Rwanda	\$344,549							\$0	0%
REDESO Relief to Development Society	\$728,728							\$0	0%
SCI Save the Children International	\$1,830,000		\$533,128	\$484,612				\$1,017,740	56%
SI Solidarités International	\$4,600,000							\$0	0%
TCRS Tanganyika Christian Refugee Service	\$1,593,816			\$366,474				\$366,474	23%
TRCS Tanzania Red Cross Society	\$2,874,747			\$3,143,619				\$3,143,619	100%
TWESA Tanzania Water and Environmental Sanitation	\$519,214							\$0	0%
UN Women UN Entity for Gender Equality and the Empowerment of Women	\$1,800,000			\$400,000				\$400,000	22%
UNAIDS	\$500,000							\$0	0%
UNFPA United Nations Population Fund	\$6,163,705		\$450,000	\$963,604	\$175,123			\$1,588,727	26%
UNHCR United Nations High Commissioner for Refugees	\$154,057,100	\$1,238,442	\$13,187,116	\$30,103,466	\$1,773,083	\$2,195,374		\$48,497,481	31%
UNICEF United Nations Children's Fund	\$12,603,105			\$1,724,264	\$2,375,000			\$4,099,264	33%
WFP World Food Programme	\$73,298,744	\$441,341	\$726,000	\$21,476,889	\$1,528,337			\$24,172,567	33%
WHO World Health Organization	\$1,436,072		\$140,000		\$300,000			\$440,000	31%
WM Water Mission	\$5,100,000			\$91,806				\$91,806	2%
TOTAL	\$313,898,329	\$1,679,783	\$16,273,067	\$67,921,224	\$6,151,543	\$2,195,374		\$94,220,990	30%

	DRC	Rwanda	Tanzania	Uganda	Region	Total
Requirements Total	\$23,417,230	\$94,521,989	\$174,104,114	\$21,854,996		\$313,898,329
Funding Level Total	\$1,679,783	\$16,273,067	\$67,921,224	\$6,151,543	\$2,195,374	\$94,220,990
% Funded	7%	17%	39%	28%		30%

* The funding level refers only to funding received against the inter-agency Refugee Response Plan 2016

** Financial figures are from UNHCR and from OCHA's Financial Tracking Service (FTS)

DONORS (2016)



Funding also received from PRIVATE DONORS