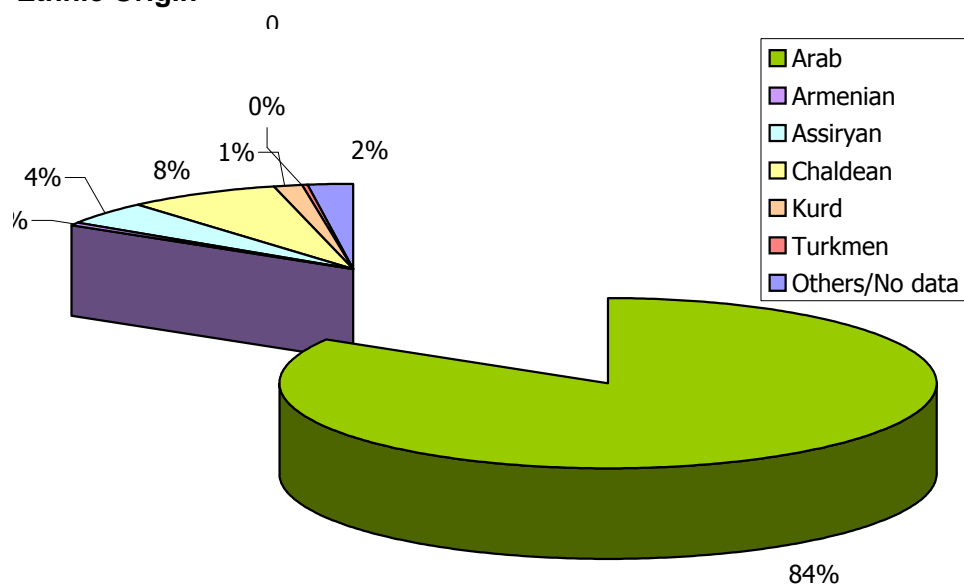


**TOTAL IRAQIS REGISTERED (Active Records Only: excluding case closed)**

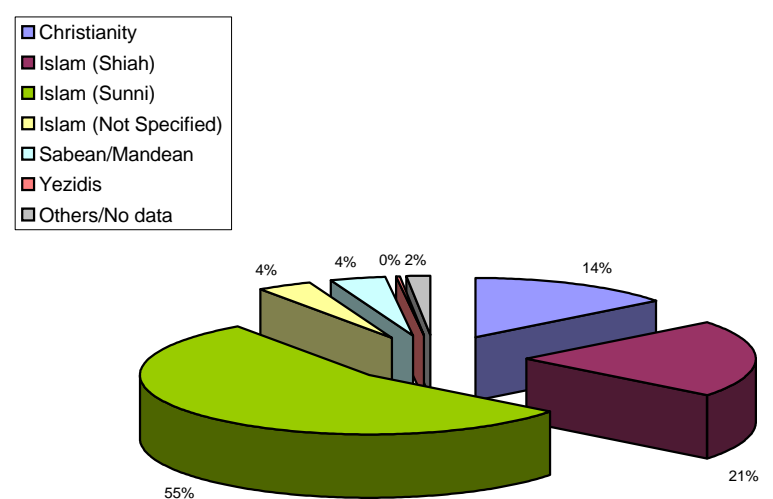
INDIVIDUALS	Syria	Jordan	Lebanon	Egypt	Turkey	TOTAL
	221,506	54,411	10,764	10,163	6,610	303,454

AGE/GENDER	0-4	5-17	18-59	60<	TOTAL
Female	13,232	40,981	80,954	9,101	144,268
Male	13,851	44,335	92,198	8,802	159,186
<b>TOAL</b>	<b>27,083</b>	<b>85,316</b>	<b>173,152</b>	<b>17,903</b>	<b>303,454</b>

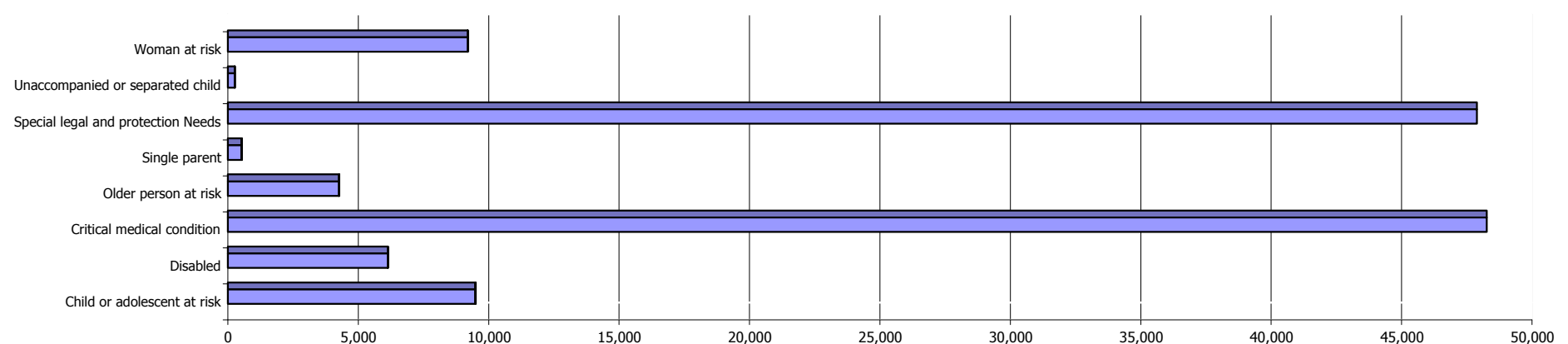
**Ethnic Origin**



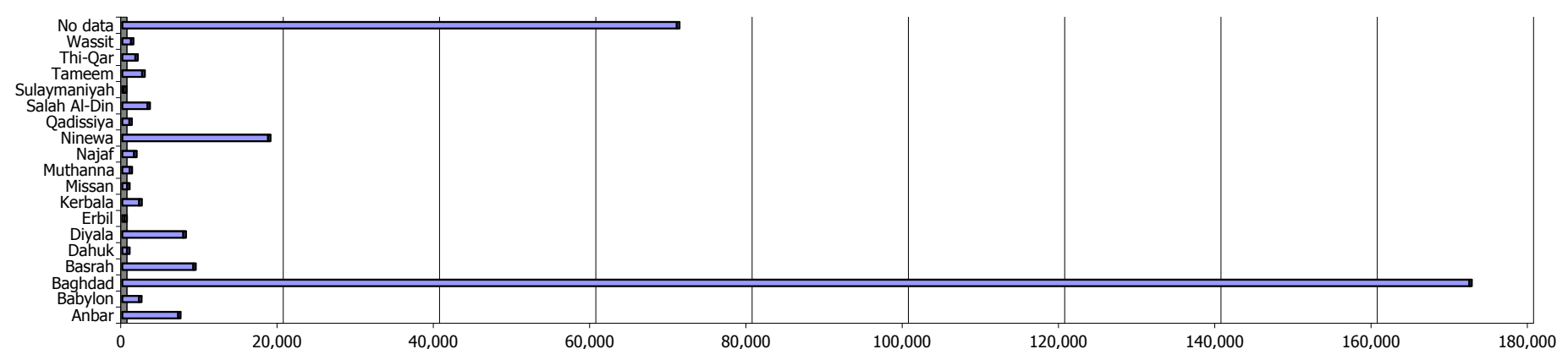
**Religion**



**Special Needs (in Numbers)**



**Places of Origin (Governorate, in Numbers)**



Registration (upto the end of Sept 2008)		Syria	Jordan	Lebanon	Egypt	Turkey	Iran	Total
	2007	114,181	31,167	6,462	8,715	3,485	3,912	164,010
	2008	70,542	7,603	1,388	1,193	4,712	760	85,438
<b>Total</b>		<b>184,723</b>	<b>38,770</b>	<b>7,850</b>	<b>9,908</b>	<b>8,197</b>	<b>4,672</b>	<b>249,448</b>

Monthly Registration

