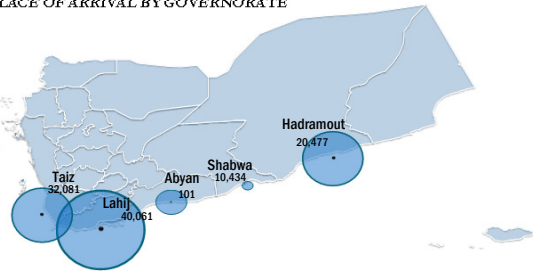


New Arrivals in Yemen Comparison 2011-2014

As of 31 December 2014

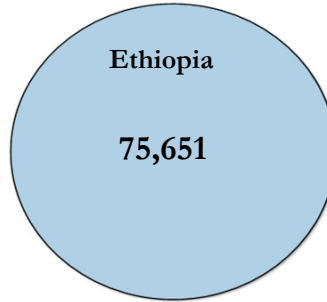
2011

PLACE OF ARRIVAL BY GOVERNORATE



COUNTRY OF ORIGIN

Somalia
27,350



Other
153

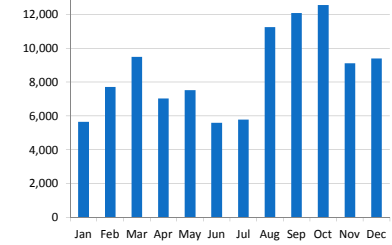
TOTAL
103,154

Dead or Missing



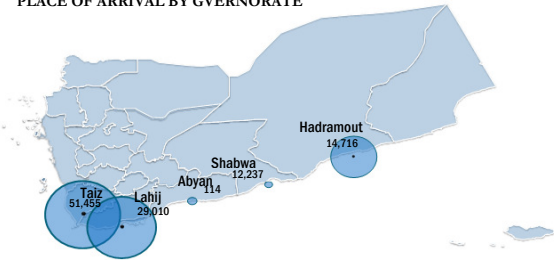
131

ARRIVALS BY MONTH



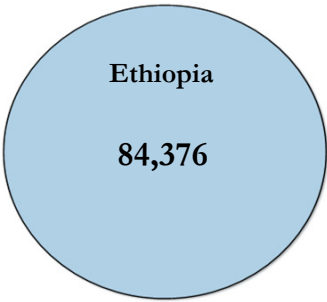
2012

PLACE OF ARRIVAL BY GOVERNORATE



COUNTRY OF ORIGIN

Somalia
23,086



Other
70

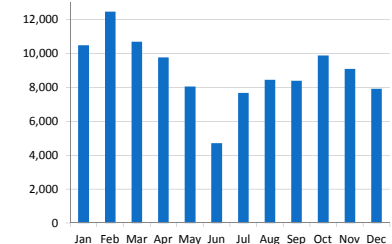
TOTAL
107,532

Dead or Missing



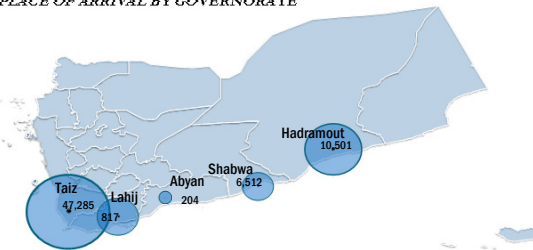
43

ARRIVALS BY MONTH




2013

PLACE OF ARRIVAL BY GOVERNORATE



COUNTRY OF ORIGIN

Somalia
11,045



Other
61

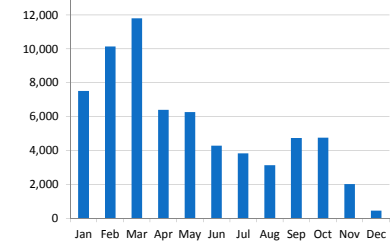
TOTAL
65,319

Dead or Missing



5

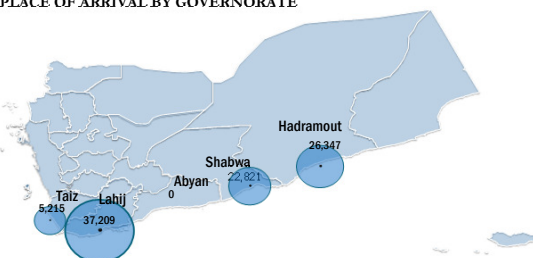
ARRIVALS BY MONTH



2014


As of 31 December 2014

PLACE OF ARRIVAL BY GOVERNORATE



COUNTRY OF ORIGIN

Somalia
19,640



Other
45

TOTAL
91,592

Dead or Missing



246

ARRIVALS BY MONTH

