



# UNHCR

## Mid-Year Trends 2013





**A displaced woman prepares food** in a makeshift kitchen on the grounds of the Roman Catholic Church in Bossangoa, Central African Republic.

# I Global Trends

Since the start of 2012, millions of people have become refugees or internally displaced persons (IDPs),<sup>1</sup> and already the first half of 2013 has been one of the worst periods for forced displacement in decades. By the middle of the year, the size of UNHCR's population of concern reached an all-time high. With figures continuing to rise during the second half of the year, notably in the Syrian Arab Republic, refugee and IDP year-end numbers are likewise expected to be at record highs.

**T**HIS REPORT, the first of its kind, provides an overview of figures for UNHCR's total population of concern as of June 2013. It analyses changes in the global number of refugees, with particular focus on new refugee outflows during the first half of 2013, while also examining some of the important trends impacting on this figure.

For the most part, the figures in this document have been reported by UNHCR country offices through a newly introduced Mid-Year Statistical Report, drawn either from their own data or those of the government. The statistics contained in this report should be considered provisional, and may be subject to change. Unless otherwise specified, nothing in this report refers to events occurring after 30 June 2013. Statistical information at mid-2013 is available for more than 180 countries or territories.

## GLOBAL TRENDS

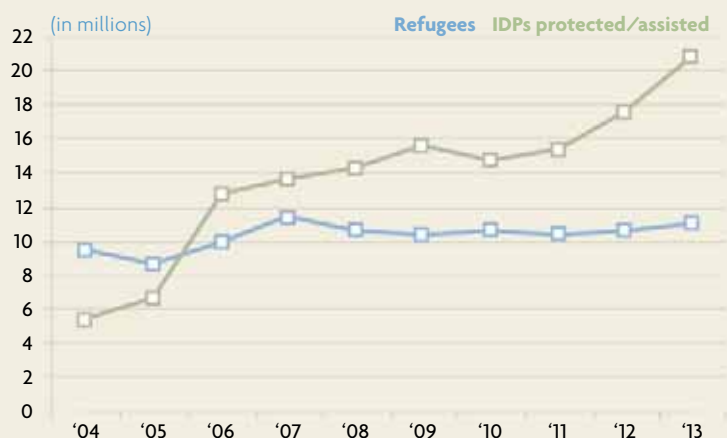
**THE FIRST HALF OF 2013 WAS marked by a continuation of multiple refugee crises, reaching levels un-**

seen in the previous decade. According to UNHCR estimates, the total number of persons seeking protection within or outside the borders of their countries during the first half of 2013 exceeded the 5.9 million mark.

Conflicts such as those in the Syrian Arab Republic, Central African Republic, Democratic Republic of

the Congo, and Mali forced more than 1.5 million individuals to seek refuge, predominantly in neighbouring countries. In addition, at least 456,000 persons submitted individual asylum applications during the period under review.<sup>2</sup> Where UNHCR worked with IDP populations, offices reported close to four million<sup>3</sup> newly

**Fig. 1** Refugees and IDPs protected/assisted by UNHCR | 2004 - 2013\*



\* 2004-2012 (end-year); 2013 (mid-year).

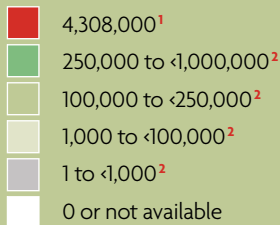
<sup>1</sup> See 2012 Statistical Yearbook: <http://www.unhcr.org/52a7213b9.html>

<sup>2</sup> This figure excludes asylum applications lodged in South Africa due to unavailability of data.

<sup>3</sup> This figure is limited to countries where UNHCR is engaged with internally displaced persons, and does not constitute the global number of newly displaced IDPs. For global IDP statistics, see the website of the Internal Displacement Monitoring Centre: [www.internal-displacement.org](http://www.internal-displacement.org).

# Syrians of concern to UNHCR | mid-2013

Total estimated at 6.2 million at mid-2013



<sup>1</sup> IDPs and returned refugees.  
<sup>2</sup> Refugees, asylum-seekers and others of concern to UNHCR.  
<sup>3</sup> Serbia (and Kosovo: S/RES/1244 (1999))



displaced people due to persecution, conflict, generalized violence or human rights violations during the first half of 2013. More than half of this number were found in the Syrian Arab Republic alone.

By mid-2013, the total population of concern to UNHCR stood at 38.7 million. This was the highest level on record and almost three million more than just six months earlier. With no end in sight to the crisis in the Syrian Arab Republic at the time of drafting this report, the

total population of concern to UNHCR is expected to surpass the 40 million mark by year-end.

The figure of 38.7 million persons of concern to UNHCR at mid-2013 is comprised of the following populations: 11.1 million refugees, 987,500 asylum-seekers, 189,300 refugees who repatriated during the first half of 2013, 20.8 million IDPs protected/assisted by UNHCR, 688,200 IDPs who returned to their place of origin during the first half of

2013, 3.5 million stateless persons, and 1.4 million others of concern.

Thus, the combination of refugees and IDPs constituted some 83 per cent of the total population of concern recorded at mid-2013. Colombia (4.7 million), the Syrian Arab Republic (4.6 million), the Democratic Republic of the Congo (3.3 million), Pakistan (2.6 million), Sudan (2.1 million), and Afghanistan (1.5 million) hosted the overwhelming majority of persons under UNHCR's mandate or care.

## II Refugees

THE GLOBAL NUMBER OF REFUGEES under UNHCR's mandate was estimated at 11.1 million at mid-year, 600,000 higher than six months earlier. Such an increase follows five years of relative stability, during which time this number ranged between 10.4 and 10.5 million. The mass outflow of more than 1.5 million persons during the first half of the year was partly offset by a revision of refugee estimates in the Syrian Arab Republic and Germany, as well as the return of almost 190,000 refugees to their countries of origin.

Between January and June 2013, the Government of the Syrian Arab Re-

public revised the estimated number of Iraqi refugees in that country from 471,000 down to 146,000. It is believed that a significant number of Iraqis had left the Syrian Arab Republic due to the escalation of violence and deteriorating security situation. UNHCR continued to provide assistance to 42,400 registered Iraqi refugees in the Syrian Arab Republic.

In Germany, refugee figures were reduced from 589,700 at the beginning of 2013 to 168,500 by mid-year, due to an alignment of the definitions used to count refugees. As a result, only those with a particular protection status<sup>4</sup> are

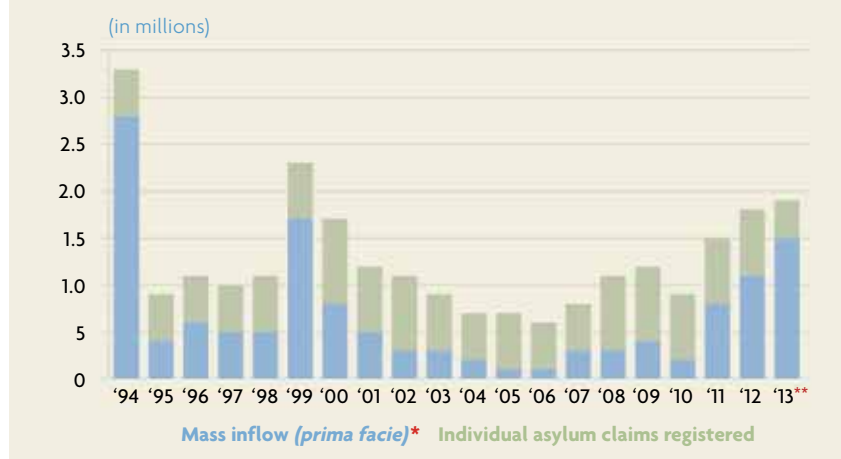
now included in the statistics reported by UNHCR. Persons potentially of concern to UNHCR but who cannot be identified as such based on the nature of their recorded status are no longer taken into account for statistical purposes. This figure is consistent with the one used by the Government of Germany when responding to parliament regarding queries over the number of refugees and persons benefiting from protection status in Germany.

### NEW ARRIVALS<sup>5</sup>

The first half of 2013 saw a collective mass outflow of more than 1.5 million refugees. These new refugees joined the close to two million individuals who became refugees during 2011-12. Annual records show that the first half of 2013 saw the largest number of new arrivals since 1999, a year in which 1.7 million persons were displaced across international borders.

Indeed, in light of ongoing crises, 2013 may see the highest number of refugee outflows for any year since the Rwandan crisis in 1994, when 2.8 million people became refugees worldwide. Since that time, an estimated 26 million

Fig. 2 Mass refugee arrivals and individual asylum claims registered | 1994 - 2013



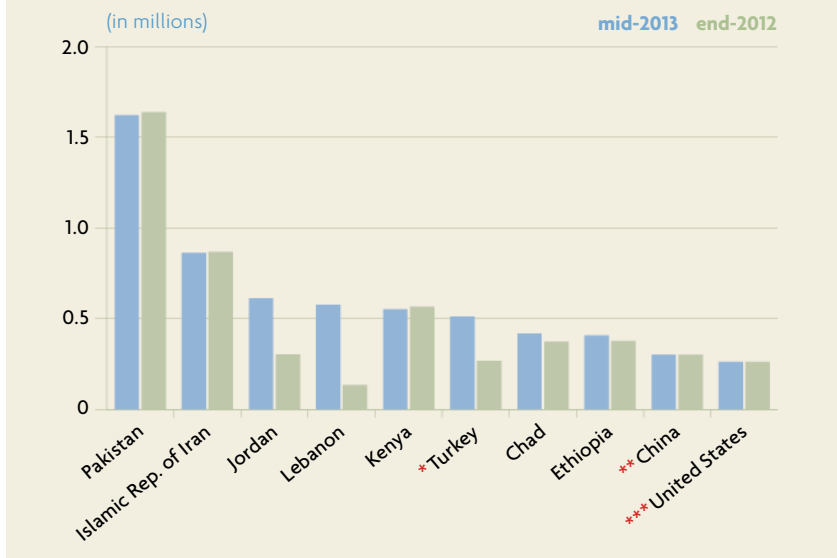
\* Figures since 2006 only include Iraqis in Jordan and the Syrian Arab Republic who were newly registered by UNHCR. The total number of Iraqi refugees who arrived since 2006 is unknown.

\*\* First-half 2013.

<sup>4</sup> Refers to residence permits based on the constitutional right to asylum, Convention refugee status, subsidiary protection according to EU provisions, national complementary protection status, as well as derived status for relatives of refugees.

<sup>5</sup> This section focuses only on refugees who have been recognized either on a group or *prima facie* basis. Asylum applications lodged on an individual basis are discussed on page 11.

Fig. 3 Major refugee-hosting countries | mid-2013



\* Syrian refugee figure is a Government estimate.  
 \*\* The 300,000 Vietnamese refugees are well integrated and in practice receive protection from the Government of China.  
 \*\*\* UNHCR estimate.

COUNTRIES OF ASYLUM

Pakistan and the Islamic Republic of Iran remained the top two refugee-hosting countries by mid-2013, with 1.6 million and 862,800 refugees, respectively, almost all of them from Afghanistan. Jordan and Lebanon moved up to the third and fourth positions, respectively, as refugee-hosting countries. Since the beginning of the year, Jordan's refugee population doubled to 613,100 while that of Lebanon tripled to 577,200.

Further down the list, Kenya hosted the fifth-largest refugee population, at 550,500, a minor drop from the start of the year (566,500). In contrast, the refugee estimate in Turkey doubled to 512,000 within the same six months, with Turkey becoming sixth largest refugee-hosting country in the world.

In addition, the influx of more than 36,000 refugees from Sudan and 5,100 from the Central African Republic, respectively, into Chad made the latter the seventh most important refugee-hosting country, with a total of 418,500 refugees. Ethiopia's refugee population was at its highest level since the end of 1992 (432,000), the result of a

individuals have been displaced across international borders as part of a mass exodus or have applied for asylum on an individual basis.

During the first half of 2013, the Syrian Arab Republic was the main source country of new outflows, with an estimated 1.3 million persons seeking refuge in the surrounding countries. Lebanon (444,500), Jordan (393,500), and Turkey (294,300) registered the largest numbers of new Syrian arrivals during this period, though significant numbers of Syrian refugees also arrived in Iraq (96,900) and Egypt (72,200). For the first half of 2013, Syrians accounted for 8 out of every 10 new refugees.

In addition, close to 65,000 Sudanese escaped violence and cross-border conflict during the first half of 2013, mainly to Chad (36,100), South Sudan (21,600), and the Central African Republic (3,400). The Central African Republic was also the source of 55,000 new refugees fleeing outbreaks of violence, notably to the Democratic Republic of the Congo (40,800), the Republic of Congo (5,100), and Chad (5,100).

The massive displacement of hundreds of thousands of Malians, which started in early 2012, continued during the first part of the year, albeit on a lower

scale. Some 37,700 people fled the country, notably to Mauritania (26,000) or Burkina Faso (11,000).

Amidst hopes for improved security conditions on the horizon, the number of Somalis seeking international protection was relatively low compared to previous years. During the first half of 2013, this

total numbered 26,600, with most arriving in either Ethiopia (16,700) or Kenya (1,300). An additional 6,700 Somalis took the perilous journey to Yemen across the Red Sea or the Gulf of Aden.

Finally, as a result of renewed fighting in the east of the Democratic Republic of the Congo, some 40,000 Congolese left that country. For the most part, they arrived in Burundi, Rwanda, and Uganda, where they either were granted prima facie refugee status or requested the opportunity to lodge an individual asylum claim.

During the first half of 2013, the Syrian Arab Republic was the main source country of new outflows, with an estimated 1.3 million persons seeking refuge in the surrounding countries.

continuous influx from Somalia (16,700 arrivals) and Eritrea (6,200 arrivals). Ethiopia hosted 407,600 refugees by mid-year.

In China, meanwhile, reported numbers of refugees have remained largely unchanged since the early 1980s, and by mid-2013 those figures constituted the ninth largest refugee population (301,000). The United States of America was in 10<sup>th</sup> position with 262,000 refugees, according to UNHCR estimates.<sup>6</sup>

Together, these top 10 hosting countries accounted for 55 per cent of all refugees in the world, with most of them being developing countries.

<sup>6</sup> In the absence of official refugee statistics, UNHCR is required to estimate refugee populations in 25 industrialized countries, including the United States of America.

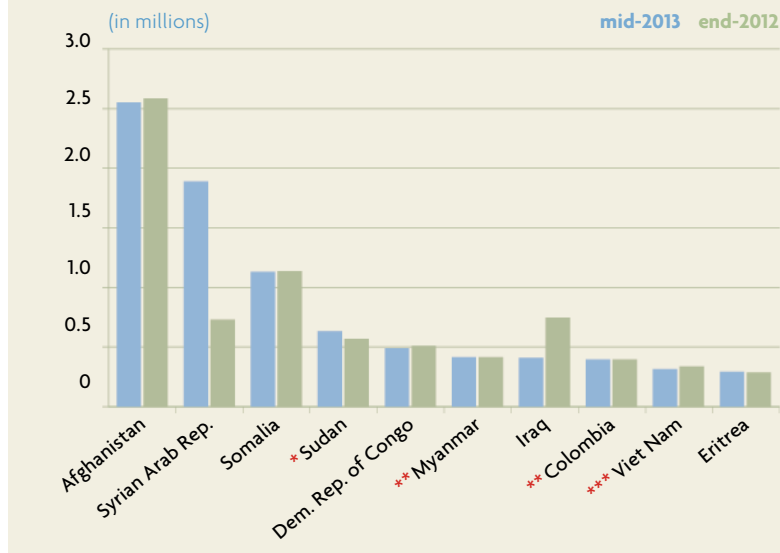
Fig. 4 Major source countries of refugees | mid-2013

COUNTRIES OF ORIGIN

At mid-2013, Afghanistan, the Syrian Arab Republic, Somalia, Sudan, and the Democratic Republic of the Congo were the top five source countries of refugees. Together, they accounted for more than half (60%) of all refugees under UNHCR's responsibility worldwide. For the most part, the top 10 refugee countries of origin remained identical to the end of 2012. However, conflict in some countries and deterioration of security conditions in others caused a partial shift in the rankings.

Afghanistan remained the leading country of origin of refugees, with more than 2.5 million, most of them in Pakistan (1.6 million) and the Islamic Republic of Iran (819,000). But the Syrian Arab Republic moved up from fourth to become the second most important source country worldwide. An estimated 1.9 million Syrians were refugees at mid-2013, compared to 729,000 six months earlier. Most of them were residing in Lebanon (571,000), Jordan (552,000), Turkey (490,000, a government estimate), and Iraq (152,400). At the current pace of the conflict and outflow, the Syrian Arab Republic may well replace Afghanistan as the top refugee-producing country during the course of 2014. If so, it would constitute the first such change since 1981.

Somalis were the third largest refugee group under UNHCR's responsibility, with more than 1.1 million people in mid-2013, a figure virtually unchanged since the end of 2012. The number of



\* May include citizens of South Sudan (in absence of separate statistics for both countries).  
 \*\* Includes people in a refugee-like situation.  
 \*\*\* The 300,000 Vietnamese refugees are well integrated and in practice receive protection from the Government of China.

Sudanese refugees swelled to 632,000, some 63,000 more than at the end of the previous year. Chad and South Sudan received the largest number of new arrivals from Sudan.

Despite the fact that some 40,000 people originating from the Democratic Republic of the Congo were forced to seek refuge in neighbouring countries, the overall number of Congolese refugees dropped from 509,000 at the start of the year to 490,000 six months later. The main reason for this change was the return of more than 41,000 Congolese refugees from the Republic of Congo during the reporting period. In addition, verification of registration records in

Uganda and other countries in the region led to a reduction in the size of Congolese refugee estimates, and more than 1,600 persons departed on resettlement.<sup>7</sup>

Other main source countries of refugees at mid-2013 included Myanmar, Iraq, and Colombia. While the numbers of refugees from Myanmar (415,400)<sup>8</sup> and Colombia (394,000)<sup>9</sup> remained largely unchanged during the period under review, the estimated number of Iraqi refugees dropped from 746,000 to 409,000. This reduction is mainly the result of a revision in the government estimate of Iraqi refugees in the Syrian Arab Republic, based on the assumption that many people had returned to Iraq or moved elsewhere.

<sup>7</sup> An initiative adopted at the end of 2012 foresees the resettlement of 50,000 refugees from the Democratic Republic of the Congo currently in the region.

<sup>8</sup> Includes 200,000 individuals in a refugee-like situation in Bangladesh.

<sup>9</sup> Includes 282,300 individuals in refugee-like situations in Ecuador, the Bolivarian Republic of Venezuela, and Panama.

## III Voluntary Repatriation

OVER 189,300 REFUGEES RETURNED to their countries of origin during the first half of 2013, some 84,700 of them with UNHCR's assistance. Countries recording the highest number of refugee returns included the Syrian Arab Republic (52,800), the Democratic Re-

public of the Congo (41,600), Iraq (35,200), Afghanistan (27,200), Sudan (15,900), and Côte d'Ivoire (9,700).

The highest number of voluntary departures of refugees was registered in Turkey (52,700), followed by the Republic of Congo (41,300), Pakistan (22,100),

Liberia (9,500), and the Islamic Republic of Iran (5,300). With the exception of Turkey, from where Syrian refugees returned to their country spontaneously, UNHCR provided assistance to the majority of these returnee departures.





**A young Afghan returnee** attends school in Kabul Province. Her school, which is in a high return area, is funded by UNHCR Special Envoy Angelina Jolie.

# Resettlement

SOME 33,700 REFUGEES WERE RESETTLED during the first half of 2013, almost all of them (33,500) with UNHCR's assistance. Close to 70 UNHCR offices were involved in the processing of resettled individuals, with nationals from Myanmar (9,200), Iraq (7,000), Bhutan (5,400),

and Somalia (3,900) being the largest groups benefiting from such activities. The main resettlement departure countries included Nepal (5,400), Malaysia (5,200), Thailand (4,300), Turkey (3,100), the Syrian Arab Republic (2,300), and Jordan (1,700).

# Asylum-Seekers

PROVISIONAL FIGURES INDICATE that States and UNHCR registered at least 456,000 individual applications for asylum or refugee status in 170 countries or territories during the first half of 2013. An estimated 15 per cent of these claims were submitted at second instance, including with courts and other appellate bodies. UNHCR offices registered more than 80,000 individual asylum applications, out of the provisional total of 456,000.

These figures exclude asylum applications lodged in South Africa, however, in the absence of such data provided by the Government. As South Africa has reported the highest number of new asylum claims globally for the past five years, the rankings and global totals in this report must be considered as indicative only.

## NEW INDIVIDUAL ASYLUM APPLICATIONS REGISTERED

Germany was the largest single recipient of new asylum claims during the first half of 2013, with 43,000 asylum applications registered. Individuals originating from the Russian Federation lodged one quarter of all claims. Syrians constituted the second largest group, with more than 4,500 new asylum claims.

The United States of America was the second most important destination for asylum-seekers, with an estimated 37,700 asylum applications during the first half of 2013,<sup>10</sup> most of them from China (6,500), Mexico (5,700), El Salvador (2,700), and Guatemala (2,500). The United States of America was followed by France, with 29,700 new

asylum claims, notably from Serbia (and Kosovo: S/RES/SC 1244 [1999]) (21,000), the Democratic Republic of the Congo (2,500), and the Russian Federation (2,300).

Other important destination countries for asylum-seekers were Uganda (24,100 claims), Sweden (19,500), and Australia (18,300).<sup>11</sup> The top five receiving countries together accounted for an average of 4 out of every 10 new asylum claims registered during the period under consideration.

During the first half of 2013, UNHCR's offices registered 75,500 new individual applications for refugee status and another 4,800 on appeal or for review. The office in Malaysia received the largest number of new requests (14,200), followed by Kenya (11,100), Libya (9,500), Turkey (8,600), and Egypt (3,900). The top five UNHCR offices receiving asylum applications during the period under review registered 63 per cent of all new claims for the agency. In terms of new applications registered, four-fifths of UNHCR's refugee status determination work was concentrated in nine countries.

## BY NATIONALITY

In a reflection of the ongoing crisis, Syrians were the largest group of asylum-seekers worldwide in the first half of

2013, lodging 31,600 asylum claims with either UNHCR or States in 92 countries or territories. Roughly 10 per cent of these were lodged on appeal or with other appellate/review bodies. The highest number of new asylum applications was registered in Libya (7,100), Sweden (4,800), Germany (4,500), and the United Kingdom (870). Total recognition rates for Syrian asylum-seekers at the first instance were high, often exceeding 90 per cent.

The Russian Federation was the second most important country of origin for asylum-seekers, with a reported figure of 28,000 claims lodged during the first half of 2013. Similar to the Syrian Arab Republic, roughly 10 per cent of these claims were lodged on appeal or with other appellate/review bodies. Germany was the largest recipient of asylum-seekers from the Russian Federation with 10,000 asylum claims registered during the first half of 2013, followed by Poland with 8,500 applications. In general, the total recognition rate for Russian asylum applications remained below the 30 per cent mark.

Other important source countries of asylum-seekers were Afghanistan (26,900 claims), the Democratic Republic of the Congo (25,000), Serbia (and Kosovo: S/RES/SC 1244 [1999]) (21,000), and Somalia (20,800).

<sup>10</sup> Estimated number of individuals based on the number of new cases (22,280) and multiplied by 1.1 to reflect the average number of individuals per case (Source: US Department of Homeland Security); and number of new 'defensive' asylum requests lodged with the Executive Office of Immigration Review (13,140, reported by individuals).

<sup>11</sup> Figures are based on the number of applications lodged for protection visas. They do not include asylum-seekers who either arrived in Australia by boat in 2012 or 2013 and have not been able to lodge protection visa applications or have been transferred to third countries for refugee status determination.

# Internally Displaced Persons (IDPs)<sup>12</sup>

THE NUMBER OF IDPS WHO BENEFITED from UNHCR's protection and assistance activities, including 404,000 people in IDP-like situations,<sup>13</sup> surpassed the 20 million mark for the first time in UNHCR's history. It stood at 20.8 million by the middle of 2013, more than three million more than at the end of 2012 (17.7 million).

Where UNHCR was engaged with IDP populations, offices reported some four million newly displaced people during the first half of 2013, more than half of them in the Syrian Arab Republic (2.2 million). Renewed fighting in the Democratic Republic of the Congo caused the displacement of an estimated 360,000 citizens, while in Pakistan 264,000 persons were reportedly displaced during the reporting period. Other countries witnessing significant new internal displacement caused by conflict or violence included Sudan (390,000),<sup>14</sup> Myanmar (201,000), the Central African Republic (154,000), and Mali (125,000).

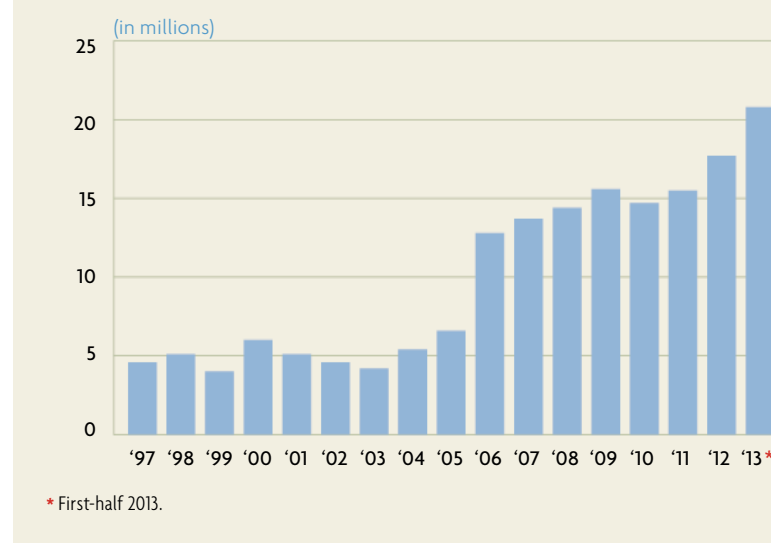
On a more positive note, among those countries where UNHCR was operational, some 688,000 IDPs returned home during the reporting period, many with UNHCR's assistance. The

highest numbers of IDP returns were reported in the Democratic Republic of the Congo (421,000) and Yemen (97,000).

With some 4.7 million IDPs registered by the Government of Colombia since 1997, the country continued to face a large displacement situation. The IDP figure in the Syrian Arab Republic was

estimated at more than 4.2 million by mid-2013, while the corresponding value in the Democratic Republic of the Congo was 2.6 million. Meanwhile, Sudan reported some 1.9 million IDPs protected/assisted by UNHCR,<sup>15</sup> and Somalia reported 1.1 million. UNHCR figures at mid-2013 included IDP populations in a total of 25 countries.

Fig. 5 IDPs protected/assisted by UNHCR | 1997 - 2013 (end-year)



<sup>12</sup> The IDP populations reported in UNHCR statistics are limited to conflict-generated IDPs or persons in an IDP-like situation, to whom the agency extends protection or assistance. Therefore, UNHCR's IDP statistics do not necessarily reflect the entire IDP population in a given country, but rather only those who are protected and/or assisted by the agency. Moreover, under the cluster approach, UNHCR provides support to both IDPs and other affected persons, though the latter are not included in the statistics. Hence, UNHCR's statistics provide a comprehensive picture neither of global internal displacement nor of total numbers assisted by the agency in such situations.

<sup>13</sup> As in Kyrgyzstan (172,000), South Sudan (155,200), and Sudan (77,300).

<sup>14</sup> See [http://reliefweb.int/sites/reliefweb.int/files/resources/MYR\\_2013\\_Sudan\\_Workplan.pdf](http://reliefweb.int/sites/reliefweb.int/files/resources/MYR_2013_Sudan_Workplan.pdf)

<sup>15</sup> Includes 77,300 individuals in an IDP-like situation.

# Stateless Persons

UNHCR ESTIMATES THAT AT LEAST 10 million persons were stateless globally. However, this report only includes data on countries for which reliable official statistics or estimates of stateless populations were available at mid-2013. Such data were available for 73 countries, one more than at the end of 2012.

This increase was due to the clarification of the status of an estimated 210,000 persons in the Dominican Re-

public, where a Constitutional Court judgment applied new nationality criteria retroactively. In doing so, the court confirmed that many individuals of Haitian descent born in the country since 1929 are not Dominican nationals. As a result, for mid-2013, UNHCR's offices reported a figure of 3.5 million stateless persons, slightly higher than the number reported six months earlier (3.3 million). ■

# WHO ARE INCLUDED

**Refugees** include individuals recognized under the 1951 Convention relating to the Status of Refugees and its 1967 Protocol, individuals recognized under the 1969 Organization of African Unity (OAU) Convention Governing the Specific Aspects of Refugee Problems in Africa, those recognized in accordance with the UNHCR Statute, individuals granted complementary forms of protection,<sup>16</sup> and those enjoying ‘temporary protection’.<sup>17</sup> The refugee category also includes individuals in refugee-like situations.<sup>18</sup>

**Asylum-seekers (with ‘pending cases’)** are individuals who have sought international protection and whose claims for refugee status have not yet been determined. Those covered in this report refer to claimants whose individual applications were pending as of 30 June 2013, irrespective of when they may have been lodged.

**Internally displaced persons** are individuals or groups of individuals who have been forced to leave their homes or places of habitual residence – in particular as a result of or in order to avoid the effects of armed conflict, situations of generalized violence, violations of human rights, or natural or man-made disasters – but who have not crossed an international border.<sup>19</sup> For the purposes of UNHCR’s statistics, this population only includes conflict-generated IDPs to whom the Office extends protection and/or assistance. The IDP population also includes individuals in an IDP-like situation.<sup>20</sup>

**Returned refugees (returnees)** are former refugees who have returned to their country of origin, either spontaneously or in an organized fashion, but are yet to be fully integrated. Such returns would normally take place only under conditions of safety and dignity. For the purposes of this report, only refugees who returned between January and June 2013 are included, though in practice operations may assist returnees for longer periods.

<sup>16</sup> ‘Complementary protection’ refers to protection provided under national, regional, or international law to persons who do not qualify for protection under refugee law instruments but are in need of international protection because they are at risk of serious harm.

<sup>17</sup> ‘Temporary protection’ refers to arrangements developed to offer protection of a temporary nature, either until the situation in the country of origin improves and allows for a safe and dignified return or until individual refugee or complementary protection status determination can be carried out.

<sup>18</sup> This term is descriptive in nature. It includes groups of people who are outside their country or territory of origin and who face protection risks similar to refugees but for whom refugee status has, for practical or other reasons, not been ascertained.

<sup>19</sup> See: *United Nations Commission on Human Rights, Report of the Representative of the Secretary-General, Mr. Francis M. Deng, submitted pursuant to Commission resolution 1997/39. Addendum: Guiding Principles on Internal Displacement*, 11 February 1998.

<sup>20</sup> This term is descriptive in nature. It includes groups of people who are inside their country of nationality or habitual residence and who face protection risks similar to IDPs but who, for practical or other reasons, could not be reported as such.



# IN THE STATISTICS?

**Returned IDPs** refer to those IDPs who were beneficiaries of UNHCR's protection and assistance activities, and who returned to their areas of origin or habitual residence between January and June 2013. Again, in practice, operations may assist IDP returnees for longer periods.

**Persons under UNHCR's statelessness mandate** are defined under international law as those not considered as nationals by any State under the operation of its law. In other words, they do not possess the nationality of any State. UNHCR statistics refer to persons who fall under the agency's statelessness mandate because they are stateless according to this international definition, but data from some countries may also include persons with undetermined nationality.

UNHCR has been given a global mandate by the United Nations General Assembly to contribute to the prevention and reduction of statelessness and the protection of stateless persons. The agency also performs a specific function, under Article 11 of the 1961 Convention on the Reduction of Statelessness, by receiving claims from persons who may benefit from the statelessness safeguards contained in that Convention, and by assisting them and the States concerned to resolve these claims.

**Other groups or persons of concern** refer to individuals who do not necessarily fall directly into any of these groups but to whom UNHCR has extended its protection and/or assistance services, based on humanitarian or other special grounds.



**In Burkina Faso, Malian refugees** carry their belongings toward UNHCR vehicles that will transport them from Damba refugee camp at the border to a safer location further inland. The armed conflict in Mali has forced nearly half a million people to flee their homes and seek refuge either inside their country or across borders.

**TABLE 1 Refugees, asylum-seekers, internally displaced persons (IDPs), returnees (refugees and IDPs), stateless persons, and others of concern to UNHCR by country/territory of asylum | mid-2013 (or latest available estimates)**

All data are provisional and subject to change.

| Country/<br>territory of asylum <sup>1</sup> | REFUGEES              |  |   |                                 |   | Returned<br>refugees <sup>5</sup> | IDPs protected/<br>assisted by<br>UNHCR, incl.<br>people in IDP-<br>like situations <sup>6</sup> | Returned<br>IDPs <sup>7</sup> | Persons under<br>UNHCR's<br>statelessness<br>mandate <sup>8</sup> | Various <sup>9</sup> | Total<br>population<br>of concern |
|--|-----------------------|--|---|---------------------------------|---|-----------------------------------|--|-------------------------------|---|----------------------|-----------------------------------|
|  | Refugees <sup>2</sup> | People in<br>refugee-<br>like<br>situations <sup>3</sup> | Total refugees<br>and people in<br>refugee-like<br>situations | Of whom<br>assisted by<br>UNHCR | Asylum-<br>seekers<br>(pending<br>cases) <sup>4</sup> |                                   |  |                               |   |                      |                                   |
| Afghanistan                                  | 75                    | 16,791   | 16,866  | 16,866                          | 71  | 27,153                            | 574,327  | 5,367                         | -   | 879,377              | 1,503,161                         |
| Albania                                      | 86                    | -  | 86  | 86                              | 102   | -                                 | -  | -                             | 7,443   | -                    | 7,631                             |
| Algeria <sup>10</sup>                        | 94,140                | -  | 94,140  | 90,135                          | 1,903   | -                                 | -  | -                             | -   | -                    | 96,043                            |
| Angola                                       | 23,718                | -  | 23,718  | 5,072                           | 20,242  | -                                 | -  | -                             | -   | -                    | 43,960                            |
| Argentina                                    | 3,604                 | -  | 3,604   | 75                              | 1,144   | -                                 | -  | -                             | -   | -                    | 4,748                             |
| Armenia                                      | 3,135                 | -  | 3,135   | 2,451                           | 137   | -                                 | -  | -                             | 35  | 6,500                | 9,807                             |
| Aruba  | -                     | -  | -   | -                               | 6   | -                                 | -  | -                             | -   | -                    | 6                                 |
| Antigua and Barbuda                          | -                     | -  | -   | -                               | -   | -                                 | -  | -                             | -   | -                    | -                                 |
| Australia <sup>11</sup>                      | 30,083                | -  | 30,083  | -                               | 25,218  | -                                 | -  | -                             | -   | -                    | 55,301                            |
| Austria <sup>12</sup>                        | 51,730                | -  | 51,730  | -                               | 21,639  | -                                 | -  | -                             | 588   | -                    | 73,957                            |
| Azerbaijan                                   | 1,495                 | -  | 1,495   | 1,495                           | 132   | -                                 | 600,336  | -                             | 3,585   | -                    | 605,548                           |
| Bahamas                                      | 36                    | -  | 36  | 14                              | 53  | -                                 | -  | -                             | -   | -                    | 89                                |
| Bahrain                                      | 296                   | -  | 296   | 296                             | 45  | -                                 | -  | -                             | -   | -                    | 341                               |
| Bangladesh                                   | 31,138                | 200,000  | 231,138   | 35,638                          | 8   | -                                 | -  | -                             | -   | -                    | 231,146                           |
| Barbados                                     | -                     | -  | -   | -                               | 2   | -                                 | -  | -                             | -   | -                    | 2                                 |
| Belarus                                      | 572                   | -  | 572   | 249                             | 85  | -                                 | -  | -                             | 6,345   | -                    | 7,002                             |
| Belgium <sup>12</sup>                        | 22,024                | -  | 22,024  | -                               | 1,639   | -                                 | -  | -                             | 3,936   | -                    | 27,599                            |
| Belize                                       | 25                    | -  | 25  | -                               | 67  | -                                 | -  | -                             | -   | -                    | 92                                |
| Benin  | 5,138                 | -  | 5,138   | 5,138                           | 95  | -                                 | -  | -                             | -   | -                    | 5,233                             |
| Bolivia<br>(Plurinational State of)          | 739                   | -  | 739   | 91                              | 5   | -                                 | -  | -                             | -   | -                    | 744                               |
| Bonaire                                      | -                     | -  | -   | -                               | -   | -                                 | -  | -                             | -   | -                    | -                                 |
| Bosnia and Herzegovina                       | 6,927                 | -  | 6,927   | 255                             | 50  | 71                                | 103,368  | 81                            | 4,500   | 52,717               | 167,714                           |
| Botswana                                     | 2,799                 | -  | 2,799   | 2,799                           | 248   | -                                 | -  | -                             | -   | 449                  | 3,496                             |
| Brazil                                       | 4,296                 | -  | 4,296   | 518                             | 3,075   | -                                 | -  | -                             | 1   | 6,057                | 13,429                            |
| British Virgin Islands                       | 1                     | -  | 1   | 1                               | -   | -                                 | -  | -                             | -   | -                    | 1                                 |
| Brunei Darussalam                            | -                     | -  | -   | -                               | -   | -                                 | -  | -                             | 20,524  | -                    | 20,524                            |
| Bulgaria <sup>12</sup>                       | 2,288                 | -  | 2,288   | -                               | 2,200   | -                                 | -  | -                             | 510   | -                    | 4,998                             |
| Burkina Faso                                 | 50,518                | -  | 50,518  | 50,239                          | 673   | -                                 | -  | -                             | -   | -                    | 51,191                            |
| Burundi                                      | 44,034                | -  | 44,034  | 44,034                          | 6,607   | 369                               | 78,948   | -                             | 1,302   | 396                  | 131,656                           |
| Cambodia                                     | 69                    | -  | 69  | 69                              | 18  | -                                 | -  | -                             | -   | -                    | 87                                |
| Cameroon                                     | 100,998               | 4,464  | 105,462   | 105,462                         | 4,603   | -                                 | -  | -                             | -   | -                    | 110,065                           |
| Canada <sup>12</sup>                         | 163,756               | -  | 163,756   | -                               | 26,917  | -                                 | -  | -                             | -   | -                    | 190,673                           |
| Cayman Islands                               | 3                     | -  | 3   | -                               | -   | -                                 | -  | -                             | -   | -                    | 3                                 |
| Central African Rep.                         | 17,732                | -  | 17,732  | 17,732                          | 2,604   | -                                 | 206,000  | -                             | -   | -                    | 226,336                           |
| Chad   | 418,451               | -  | 418,451   | 386,473                         | 195   | 363                               | 90,000   | -                             | -   | -                    | 509,009                           |
| Chile  | 1,719                 | -  | 1,719   | 192                             | 359   | -                                 | -  | -                             | -   | -                    | 2,078                             |
| China <sup>13</sup>                          | 301,068               | -  | 301,068   | 158                             | 289   | -                                 | -  | -                             | -   | -                    | 301,357                           |
| - Hong Kong SAR, China                       | 94                    | -  | 94  | 94                              | 1,332   | -                                 | -  | -                             | 1   | -                    | 1,427                             |
| - Macao SAR, China                           | -                     | -  | -   | -                               | 6   | -                                 | -  | -                             | -   | -                    | 6                                 |
| Colombia                                     | 223                   | -  | 223   | 40                              | 67  | 12                                | 4,744,096  | -                             | 12  | -                    | 4,744,410                         |
| Comoros                                      | -                     | -  | -   | -                               | -   | -                                 | -  | -                             | -   | -                    | -                                 |
| Congo  | 61,049                | 5,140  | 66,189  | 66,189                          | 2,982   | 9                                 | -  | -                             | -   | 1,556                | 70,736                            |
| Costa Rica                                   | 12,695                | 8,377  | 21,072  | 16,976                          | 528   | -                                 | -  | -                             | -   | -                    | 21,600                            |
| Côte d'Ivoire                                | 4,025                 | -  | 4,025   | 3,483                           | 514   | 9,736                             | 24,000   | 21,000                        | 700,000   | -                    | 759,275                           |
| Croatia                                      | 669                   | 34   | 703   | 703                             | 308   | 404                               | -  | -                             | 2,886   | 19,758               | 24,059                            |
| Cuba   | 369                   | -  | 369   | 271                             | 5   | -                                 | -  | -                             | -   | -                    | 374                               |
| Curaçao                                      | 13                    | -  | 13  | 13                              | 46  | -                                 | -  | -                             | -   | -                    | 59                                |
| Cyprus <sup>14</sup>                         | 3,696                 | -  | 3,696   | -                               | 3,492   | -                                 | -  | -                             | -   | -                    | 7,188                             |
| Czech Rep.                                   | 2,939                 | -  | 2,939   | -                               | 546   | -                                 | -  | -                             | 1,502   | -                    | 4,987                             |
| Dem. Rep. of the Congo                       | 183,244               | -  | 183,244   | 60,485                          | 1,228   | 41,555                            | 2,607,407  | 421,547                       | -   | 65,099               | 3,320,080                         |
| Denmark <sup>12</sup>                        | 11,814                | -  | 11,814  | -                               | 1,910   | -                                 | -  | -                             | 3,700   | -                    | 17,424                            |
| Djibouti                                     | 19,888                | -  | 19,888  | 19,888                          | 3,524   | -                                 | -  | -                             | -   | -                    | 23,412                            |
| Dominica                                     | -                     | -  | -   | -                               | -   | -                                 | -  | -                             | -   | -                    | -                                 |
| Dominican Rep. <sup>15</sup>                 | 714                   | -  | 714   | 125                             | 767   | -                                 | -  | -                             | 210,000   | -                    | 211,481                           |
| Ecuador                                      | 55,141                | 68,344   | 123,485   | 55,141                          | 12,454  | 1                                 | -  | -                             | -   | -                    | 135,940                           |
| Egypt  | 183,398               | -  | 183,398   | 97,598                          | 18,307  | 1                                 | -  | -                             | 60  | -                    | 201,766                           |
| El Salvador                                  | 43                    | -  | 43  | 24                              | 2   | -                                 | -  | -                             | -   | -                    | 45                                |
| Equatorial Guinea                            | -                     | -  | -   | -                               | -   | -                                 | -  | -                             | -   | -                    | -                                 |

.../...

**TABLE 1 Refugees, asylum-seekers, internally displaced persons (IDPs), returnees (refugees and IDPs), stateless persons, and others of concern to UNHCR by country/territory of asylum | mid-2013 (or latest available estimates) (ctnd)**

All data are provisional and subject to change.

| Country/<br>territory of asylum <sup>1</sup> | REFUGEES              |  |   |                                 |   | Returned<br>refugees <sup>5</sup> | IDPs protected/<br>assisted by<br>UNHCR, incl.<br>people in IDP-<br>like situations <sup>6</sup> | Returned<br>IDPs <sup>7</sup> | Persons under<br>UNHCR's<br>statelessness<br>mandate <sup>8</sup> | Various <sup>9</sup> | Total<br>population<br>of concern |
|--|-----------------------|--|---|---------------------------------|---|-----------------------------------|--|-------------------------------|---|----------------------|-----------------------------------|
|  | Refugees <sup>2</sup> | People in<br>refugee-<br>like<br>situations <sup>3</sup> | Total refugees<br>and people in<br>refugee-like<br>situations | Of whom<br>assisted by<br>UNHCR | Asylum-<br>seekers<br>(pending<br>cases) <sup>4</sup> |                                   |  |                               |   |                      |                                   |
| Eritrea                                      | 3,457                 | -  | 3,457   | 3,424                           | 6   | 6                                 | -  | -                             | -   | 64                   | 3,533                             |
| Estonia                                      | 65                    | -  | 65  | -                               | 22  | -                                 | -  | -                             | 92,667  | -                    | 92,754                            |
| Ethiopia                                     | 407,646               | -  | 407,646   | 407,646                         | 1,371   | 8                                 | -  | -                             | -   | 1,421                | 410,446                           |
| Fiji   | 5                     | -  | 5   | 5                               | 8   | -                                 | -  | -                             | -   | -                    | 13                                |
| Finland <sup>12</sup>                        | 9,919                 | -  | 9,919   | -                               | 1,279   | -                                 | -  | -                             | 2,017   | -                    | 13,215                            |
| France                                       | 221,869               | -  | 221,869   | -                               | 53,647  | -                                 | -  | -                             | 1,214   | -                    | 276,730                           |
| Gabon  | 1,610                 | -  | 1,610   | 1,610                           | 2,390   | -                                 | -  | -                             | -   | -                    | 4,000                             |
| Gambia                                       | 9,603                 | -  | 9,603   | 9,596                           | 6   | -                                 | -  | -                             | -   | -                    | 9,609                             |
| Georgia                                      | 349                   | 332  | 681   | 681                             | 332   | 1                                 | 282,130  | -                             | 859   | -                    | 284,003                           |
| Germany                                      | 168,512               | -  | 168,512   | -                               | 99,132  | -                                 | -  | -                             | 12,234  | -                    | 279,878                           |
| Ghana  | 16,155                | -  | 16,155  | 16,155                          | 3,048   | -                                 | -  | -                             | -   | 4                    | 19,207                            |
| Greece <sup>12</sup>                         | 2,100                 | -  | 2,100   | -                               | 50,126  | -                                 | -  | -                             | 154   | -                    | 52,380                            |
| Grenada                                      | -                     | -  | -   | -                               | -   | -                                 | -  | -                             | -   | -                    | -                                 |
| Guatemala                                    | 161                   | -  | 161   | 16                              | 25  | -                                 | -  | -                             | -   | -                    | 186                               |
| Guinea                                       | 10,466                | -  | 10,466  | 10,466                          | 553   | 1                                 | -  | -                             | -   | -                    | 11,020                            |
| Guinea-Bissau                                | 7,787                 | -  | 7,787   | 7,787                           | 120   | -                                 | -  | -                             | -   | -                    | 7,907                             |
| Guyana                                       | 10                    | -  | 10  | -                               | -   | -                                 | -  | -                             | -   | -                    | 10                                |
| Haiti  | -                     | -  | -   | -                               | 9   | -                                 | -  | -                             | -   | -                    | 9                                 |
| Honduras                                     | 16                    | -  | 16  | 4                               | 48  | -                                 | -  | -                             | 1   | -                    | 65                                |
| Hungary <sup>12</sup>                        | 4,054                 | -  | 4,054   | -                               | 4,375   | -                                 | -  | -                             | 123   | -                    | 8,552                             |
| Iceland                                      | 67                    | -  | 67  | -                               | 216   | -                                 | -  | -                             | 119   | -                    | 402                               |
| India  | 187,024               | -  | 187,024   | 20,272                          | 3,933   | -                                 | -  | -                             | -   | -                    | 190,957                           |
| Indonesia                                    | 2,078                 | -  | 2,078   | 2,078                           | 8,262   | -                                 | -  | -                             | -   | -                    | 10,340                            |
| Iran, Islamic Rep. of                        | 862,790               | -  | 862,790   | 862,790                         | 17  | 1                                 | -  | -                             | -   | -                    | 862,808                           |
| Iraq   | 188,555               | -  | 188,555   | 188,555                         | 5,374   | 35,151                            | 993,188  | 24,100                        | 120,000   | -                    | 1,366,368                         |
| Ireland <sup>12</sup>                        | 6,327                 | -  | 6,327   | -                               | 3,923   | -                                 | -  | -                             | 73  | -                    | 10,323                            |
| Israel                                       | 103                   | 48,222   | 48,325  | 4,656                           | 7,889   | -                                 | -  | -                             | 14  | 321                  | 56,549                            |
| Italy <sup>12</sup>                          | 64,779                | -  | 64,779  | -                               | 6,015   | -                                 | -  | -                             | 470   | -                    | 71,264                            |
| Jamaica                                      | 19                    | -  | 19  | 19                              | 1   | -                                 | -  | -                             | -   | -                    | 20                                |
| Japan <sup>16</sup>                          | 2,615                 | -  | 2,615   | 693                             | 5,910   | -                                 | -  | -                             | 775   | -                    | 9,300                             |
| Jordan <sup>17</sup>                         | 613,104               | -  | 613,104   | 538,326                         | 2,938   | -                                 | -  | -                             | -   | -                    | 616,042                           |
| Kazakhstan                                   | 566                   | -  | 566   | 536                             | 118   | -                                 | -  | -                             | 6,935   | 3,675                | 11,294                            |
| Kenya  | 550,506               | -  | 550,506   | 550,506                         | 49,642  | -                                 | -  | -                             | 20,000  | -                    | 620,148                           |
| Kuwait                                       | 534                   | -  | 534   | 534                             | 1,142   | -                                 | -  | -                             | 93,000  | -                    | 94,676                            |
| Kyrgyzstan <sup>18</sup>                     | 490                   | 4,504  | 4,994   | 490                             | 296   | -                                 | 172,000  | -                             | 20,479  | -                    | 197,769                           |
| Lao People's Dem. Rep.                       | -                     | -  | -   | -                               | -   | -                                 | -  | -                             | -   | -                    | -                                 |
| Latvia                                       | 150                   | -  | 150   | -                               | 157   | -                                 | -  | -                             | 280,759   | -                    | 281,066                           |
| Lebanon                                      | 577,212               | -  | 577,212   | 577,212                         | 1,636   | -                                 | -  | -                             | -   | 1,535                | 580,383                           |
| Lesotho                                      | 34                    | -  | 34  | -                               | 3   | -                                 | -  | -                             | -   | -                    | 37                                |
| Liberia                                      | 58,848                | 4  | 58,852  | 58,852                          | 37  | 40                                | -  | -                             | -   | 1,540                | 60,469                            |
| Libya  | 7,797                 | -  | 7,797   | 60                              | 15,979  | -                                 | 59,425   | -                             | -   | -                    | 83,201                            |
| Liechtenstein                                | 105                   | -  | 105   | -                               | 43  | -                                 | -  | -                             | 5   | -                    | 153                               |
| Lithuania                                    | 896                   | -  | 896   | -                               | 37  | -                                 | -  | -                             | 4,004   | -                    | 4,937                             |
| Luxembourg <sup>12</sup>                     | 2,910                 | -  | 2,910   | -                               | 1,004   | -                                 | -  | -                             | 177   | -                    | 4,091                             |
| Madagascar                                   | 9                     | -  | 9   | -                               | 1   | -                                 | -  | -                             | -   | 1                    | 11                                |
| Malawi                                       | 6,369                 | -  | 6,369   | 6,369                           | 12,063  | -                                 | -  | -                             | -   | -                    | 18,432                            |
| Malaysia                                     | 90,688                | 710  | 91,398  | 91,398                          | 14,286  | -                                 | -  | -                             | 40,001  | 80,000               | 225,685                           |
| Mali   | 14,425                | -  | 14,425  | 14,425                          | 237   | 585                               | 353,455  | -                             | -   | -                    | 368,702                           |
| Malta <sup>12</sup>                          | 8,248                 | -  | 8,248   | -                               | 304   | -                                 | -  | -                             | -   | -                    | 8,552                             |
| Mauritania                                   | 76,098                | 26,000   | 102,098   | 76,098                          | 975   | -                                 | -  | -                             | -   | -                    | 103,073                           |
| Mauritius                                    | -                     | -  | -   | -                               | -   | -                                 | -  | -                             | -   | -                    | -                                 |
| Mexico                                       | 1,688                 | -  | 1,688   | 203                             | 872   | -                                 | -  | -                             | 7   | 17                   | 2,584                             |
| Micronesia<br>(Federated States of)          | -                     | -  | -   | -                               | -   | -                                 | -  | -                             | -   | -                    | -                                 |
| Monaco <sup>12</sup>                         | 37                    | -  | 37  | -                               | -   | -                                 | -  | -                             | -   | -                    | 37                                |
| Mongolia                                     | 9                     | -  | 9   | 9                               | -   | -                                 | -  | -                             | 220   | -                    | 229                               |
| Montenegro                                   | 10,133                | -  | 10,133  | 10,133                          | 119   | -                                 | -  | -                             | 3,362   | 6,259                | 19,873                            |
| Montserrat                                   | -                     | -  | -   | -                               | 5   | -                                 | -  | -                             | -   | -                    | 5                                 |
| Morocco                                      | 874                   | -  | 874   | 874                             | 3,706   | -                                 | -  | -                             | -   | -                    | 4,580                             |

.../...

**TABLE 1 Refugees, asylum-seekers, internally displaced persons (IDPs), returnees (refugees and IDPs), stateless persons, and others of concern to UNHCR by country/territory of asylum | mid-2013 (or latest available estimates) (ctnd)**

All data are provisional and subject to change.

| Country/<br>territory of asylum <sup>1</sup> | REFUGEES              |  |   |                                 |   | Returned<br>refugees <sup>5</sup> | IDPs protected/<br>assisted by<br>UNHCR, incl.<br>people in IDP-<br>like situations <sup>6</sup> | Returned<br>IDPs <sup>7</sup> | Persons under<br>UNHCR's<br>statelessness<br>mandate <sup>8</sup> | Various <sup>9</sup> | Total<br>population<br>of concern |
|--|-----------------------|--|---|---------------------------------|---|-----------------------------------|--|-------------------------------|---|----------------------|-----------------------------------|
|  | Refugees <sup>2</sup> | People in<br>refugee-<br>like<br>situations <sup>3</sup> | Total refugees<br>and people in<br>refugee-like<br>situations | Of whom<br>assisted by<br>UNHCR | Asylum-<br>seekers<br>(pending<br>cases) <sup>4</sup> |                                   |  |                               |   |                      |                                   |
| Mozambique                                   | 4,413                 | -  | 4,413   | 3,073                           | 8,759   | -                                 | -  | -                             | -   | -                    | 13,172                            |
| Myanmar                                      | -                     | -  | -   | -                               | -   | -                                 | 632,000  | -                             | 808,075   | -                    | 1,440,075                         |
| Namibia                                      | 1,711                 | -  | 1,711   | 1,711                           | 1,253   | 25                                | -  | -                             | -   | -                    | 2,989                             |
| Nauru  | -                     | -  | -   | -                               | 534   | -                                 | -  | -                             | -   | -                    | 534                               |
| Nepal <sup>19</sup>                          | 51,232                | -  | 51,232  | 36,232                          | 156   | -                                 | -  | -                             | -   | 482                  | 51,870                            |
| Netherlands <sup>20</sup>                    | 71,909                | -  | 71,909  | -                               | 10,420  | -                                 | -  | -                             | 2,005   | -                    | 84,334                            |
| New Zealand <sup>12</sup>                    | 1,517                 | -  | 1,517   | -                               | 236   | -                                 | -  | -                             | -   | -                    | 1,753                             |
| Nicaragua                                    | 172                   | -  | 172   | 54                              | 2   | 1                                 | -  | -                             | -   | -                    | 175                               |
| Niger  | 50,424                | -  | 50,424  | 50,424                          | 120   | -                                 | -  | -                             | -   | 4,644                | 55,188                            |
| Nigeria                                      | 1,849                 | -  | 1,849   | 1,849                           | 1,202   | -                                 | -  | -                             | -   | -                    | 3,051                             |
| Norway <sup>12</sup>                         | 42,822                | -  | 42,822  | -                               | 8,080   | -                                 | -  | -                             | 2,413   | -                    | 53,315                            |
| Oman   | 134                   | -  | 134   | 134                             | 30  | -                                 | -  | -                             | -   | -                    | 164                               |
| Pakistan                                     | 1,621,525             | -  | 1,621,525   | 1,621,525                       | 4,636   | 3                                 | 975,478  | 46,441                        | -   | -                    | 2,648,083                         |
| Palau  | 2                     | -  | 2   | 2                               | -   | -                                 | -  | -                             | -   | -                    | 2                                 |
| Panama                                       | 2,467                 | 15,000   | 17,467  | 17,467                          | 712   | -                                 | -  | -                             | 2   | -                    | 18,181                            |
| Papua New Guinea                             | 4,816                 | 4,567  | 9,383   | -                               | 404   | -                                 | -  | -                             | -   | -                    | 9,787                             |
| Paraguay                                     | 133                   | -  | 133   | 13                              | 10  | -                                 | -  | -                             | -   | -                    | 143                               |
| Peru   | 1,126                 | -  | 1,126   | 48                              | 675   | -                                 | -  | -                             | -   | -                    | 1,801                             |
| Philippines                                  | 142                   | -  | 142   | 18                              | 54  | -                                 | 16,905   | 34,824                        | 6,015   | -                    | 57,940                            |
| Poland <sup>12</sup>                         | 15,911                | -  | 15,911  | -                               | 3,537   | -                                 | -  | -                             | 10,825  | -                    | 30,273                            |
| Portugal <sup>12</sup>                       | 483                   | -  | 483   | -                               | 240   | -                                 | -  | -                             | 553   | -                    | 1,276                             |
| Qatar  | 113                   | -  | 113   | 113                             | 34  | -                                 | -  | -                             | 1,200   | -                    | 1,347                             |
| Rep. of Korea                                | 502                   | -  | 502   | 90                              | 1,926   | -                                 | -  | -                             | 78  | -                    | 2,506                             |
| Rep. of Moldova                              | 214                   | -  | 214   | 214                             | 58  | -                                 | -  | -                             | 2,005   | -                    | 2,277                             |
| Romania <sup>12</sup>                        | 1,262                 | -  | 1,262   | 101                             | 107   | -                                 | -  | -                             | 248   | -                    | 1,617                             |
| Russian Federation                           | 3,309                 | -  | 3,309   | 3,309                           | 672   | -                                 | -  | -                             | 178,000   | 8,612                | 190,593                           |
| Rwanda                                       | 72,856                | -  | 72,856  | 72,856                          | 248   | 4,126                             | -  | -                             | -   | 112                  | 77,342                            |
| Saint Kitts and Nevis                        | -                     | -  | -   | -                               | 1   | -                                 | -  | -                             | -   | -                    | 1                                 |
| Saint Lucia                                  | 2                     | -  | 2   | 2                               | -   | -                                 | -  | -                             | -   | -                    | 2                                 |
| Saint Vincent<br>and the Grenadines          | -                     | -  | -   | -                               | -   | -                                 | -  | -                             | -   | -                    | -                                 |
| Sao Tome and Principe                        | -                     | -  | -   | -                               | -   | -                                 | -  | -                             | -   | -                    | -                                 |
| Saudi Arabia                                 | 565                   | -  | 565   | 565                             | 98  | -                                 | -  | -                             | 70,000  | -                    | 70,663                            |
| Senegal                                      | 14,242                | -  | 14,242  | 14,242                          | 2,333   | -                                 | -  | -                             | -   | -                    | 16,575                            |
| Serbia (and Kosovo:<br>S/RES/1244 (1999))    | 57,076                | -  | 57,076  | 9,056                           | 166   | 22                                | 227,585  | 158                           | 8,500   | 475                  | 293,982                           |
| Sierra Leone                                 | 4,154                 | -  | 4,154   | 310                             | 64  | -                                 | -  | -                             | -   | -                    | 4,218                             |
| Singapore                                    | 3                     | -  | 3   | -                               | -   | -                                 | -  | -                             | -   | -                    | 3                                 |
| Sint Maarten (Dutch part)                    | 3                     | -  | 3   | 3                               | 1   | -                                 | -  | -                             | -   | -                    | 4                                 |
| Slovakia <sup>12</sup>                       | 662                   | -  | 662   | -                               | 201   | -                                 | -  | -                             | 1,523   | 121                  | 2,507                             |
| Slovenia                                     | 187                   | -  | 187   | 187                             | 50  | -                                 | -  | -                             | 4   | -                    | 241                               |
| Solomon Islands                              | -                     | -  | -   | -                               | 3   | -                                 | -  | -                             | -   | -                    | 3                                 |
| Somalia                                      | 2,339                 | -  | 2,339   | 2,339                           | 8,931   | 7                                 | 1,122,559  | 10,404                        | -   | 69                   | 1,144,309                         |
| South Africa <sup>21</sup>                   | 65,233                | -  | 65,233  | -                               | 230,442   | -                                 | -  | -                             | -   | -                    | 295,675                           |
| South Sudan <sup>22</sup>                    | 223,636               | -  | 223,636   | 223,636                         | 51  | 369                               | 401,433  | -                             | -   | -                    | 625,489                           |
| Spain <sup>12</sup>                          | 4,510                 | -  | 4,510   | -                               | 3,735   | -                                 | -  | -                             | 36  | -                    | 8,281                             |
| Sri Lanka <sup>23</sup>                      | 122                   | -  | 122   | 122                             | 1,030   | 468                               | 80,216   | 13,266                        | -   | -                    | 95,102                            |
| State of Palestine                           | -                     | -  | -   | -                               | -   | -                                 | -  | -                             | -   | -                    | -                                 |
| Sudan <sup>24</sup>                          | 129,930               | 25,980   | 155,910   | 131,932                         | 8,027   | 15,931                            | 1,873,300  | 13,811                        | -   | 3,381                | 2,070,360                         |
| Suriname                                     | -                     | -  | -   | -                               | 3   | -                                 | -  | -                             | -   | -                    | 3                                 |
| Swaziland                                    | 505                   | -  | 505   | -                               | 422   | -                                 | -  | -                             | -   | -                    | 927                               |
| Sweden <sup>12</sup>                         | 92,872                | -  | 92,872  | -                               | 16,911  | -                                 | -  | -                             | 9,787   | -                    | 119,570                           |
| Switzerland                                  | 51,183                | -  | 51,183  | -                               | 20,519  | -                                 | -  | -                             | 70  | -                    | 71,772                            |
| Syrian Arab Rep. <sup>25</sup>               | 149,709               | -  | 149,709   | 45,908                          | 2,069   | 52,806                            | 4,254,500  | -                             | 160,000   | 4                    | 4,619,088                         |
| Tajikistan                                   | 2,380                 | -  | 2,380   | 2,130                           | 2,184   | -                                 | -  | -                             | 1,364   | -                    | 5,928                             |
| The former Yugoslav<br>Republic of Macedonia | 748                   | 321  | 1,069   | 1,069                           | 816   | -                                 | -  | -                             | 840   | -                    | 2,725                             |
| Thailand                                     | 82,460                | -  | 82,460  | 82,460                          | 13,943  | -                                 | -  | -                             | 506,197   | -                    | 602,600                           |
| Timor-Leste                                  | -                     | -  | -   | -                               | 2   | -                                 | -  | -                             | -   | -                    | 2                                 |

.../...



**TABLE 1 Refugees, asylum-seekers, internally displaced persons (IDPs), returnees (refugees and IDPs), stateless persons, and others of concern to UNHCR by country/territory of asylum | mid-2013 (or latest available estimates) (ctnd)**

All data are provisional and subject to change.

| Country/<br>territory of asylum <sup>1</sup> | REFUGEES              |  |   |                                 |   | Returned<br>refugees <sup>5</sup> | IDPs protected/<br>assisted by<br>UNHCR, incl.<br>people in IDP-<br>like situations <sup>6</sup> | Returned<br>IDPs <sup>7</sup> | Persons under<br>UNHCR's<br>statelessness<br>mandate <sup>8</sup> | Various <sup>9</sup> | Total<br>population<br>of concern |
|--|-----------------------|--|---|---------------------------------|---|-----------------------------------|--|-------------------------------|---|----------------------|-----------------------------------|
|  | Refugees <sup>2</sup> | People in<br>refugee-<br>like<br>situations <sup>3</sup> | Total refugees<br>and people in<br>refugee-like<br>situations | Of whom<br>assisted by<br>UNHCR | Asylum-<br>seekers<br>(pending<br>cases) <sup>4</sup> |                                   |  |                               |   |                      |                                   |
| Togo   | 23,725                | -  | 23,725  | 13,828                          | 555   | 40                                | -  | -                             | -   | -                    | 24,320                            |
| Tonga  | 3                     | -  | 3   | 3                               | -   | -                                 | -  | -                             | -   | -                    | 3                                 |
| Trinidad and Tobago                          | 18                    | -  | 18  | 18                              | 21  | -                                 | -  | -                             | -   | 2                    | 41                                |
| Tunisia                                      | 938                   | 2  | 940   | 940                             | 397   | -                                 | -  | -                             | -   | 1                    | 1,338                             |
| Turcs and Caicos Islands                     | 2                     | -  | 2   | -                               | 3   | -                                 | -  | -                             | -   | -                    | 5                                 |
| Turkey <sup>26</sup>                         | 511,936               | -  | 511,936   | 511,936                         | 14,758  | -                                 | -  | -                             | 780   | 306                  | 527,780                           |
| Turkmenistan                                 | 46                    | -  | 46  | 46                              | -   | -                                 | -  | -                             | 8,265   | -                    | 8,311                             |
| Uganda                                       | 192,611               | -  | 192,611   | 192,611                         | 23,246  | 3                                 | -  | -                             | -   | 50,000               | 265,860                           |
| Ukraine                                      | 2,844                 | -  | 2,844   | 464                             | 1,977   | -                                 | -  | -                             | 35,000  | -                    | 39,821                            |
| United Arab Emirates                         | 642                   | -  | 642   | 642                             | 108   | -                                 | -  | -                             | -   | -                    | 750                               |
| United Kingdom <sup>12</sup>                 | 149,799               | -  | 149,799   | -                               | 19,602  | -                                 | -  | -                             | 205   | -                    | 169,606                           |
| United Rep. of Tanzania                      | 101,946               | -  | 101,946   | 79,187                          | 1,233   | -                                 | -  | -                             | -   | 162,256              | 265,435                           |
| United States <sup>27</sup>                  | 262,023               | -  | 262,023   | -                               | 26,386  | -                                 | -  | -                             | -   | -                    | 288,409                           |
| Uruguay                                      | 180                   | -  | 180   | 74                              | 57  | -                                 | -  | -                             | -   | -                    | 237                               |
| Uzbekistan                                   | 141                   | -  | 141   | 141                             | -   | -                                 | -  | -                             | -   | -                    | 141                               |
| Vanuatu                                      | 2                     | -  | 2   | 2                               | -   | -                                 | -  | -                             | -   | -                    | 2                                 |
| Venezuela<br>(Bolivarian Rep. of)            | 3,974                 | 200,000  | 203,974   | 22,993                          | 2,919   | -                                 | -  | -                             | -   | -                    | 206,893                           |
| Viet Nam                                     | -                     | -  | -   | -                               | -   | -                                 | -  | -                             | 11,500  | -                    | 11,500                            |
| Yemen  | 240,371               | -  | 240,371   | 240,371                         | 5,745   | -                                 | 306,791  | 97,197                        | -   | 5,000                | 655,104                           |
| Zambia                                       | 26,928                | -  | 26,928  | 22,375                          | 1,618   | -                                 | -  | -                             | -   | 23,760               | 52,306                            |
| Zimbabwe                                     | 4,678                 | -  | 4,678   | 4,678                           | 637   | 2                                 | 57,926   | -                             | -   | 90                   | 63,333                            |
| Various                                      | -                     | -  | -   | -                               | -   | -                                 | -  | -                             | -   | -                    | -                                 |
| <b>Grand Total</b>                           | <b>10,478,950</b>     | <b>628,792</b>   | <b>11,107,742</b>   | <b>7,962,549</b>                | <b>987,455</b>  | <b>189,270</b>                    | <b>20,837,373</b>  | <b>688,196</b>                | <b>3,492,089</b>  | <b>1,386,061</b>     | <b>38,688,186</b>                 |
| <b>UNHCR-BUREAUX</b>                         |                       |  |   |                                 |   |                                   |  |                               |   |                      |                                   |
| - Central Africa-Great Lakes                 | 583,469               | 9,604  | 593,073   | 447,555                         | 21,895  | 46,059                            | 2,892,355  | 421,547                       | 1,302   | 229,419              | 4,205,650                         |
| - East and Horn of Africa                    | 1,948,464             | 25,980   | 1,974,444   | 1,918,455                       | 94,993  | 16,687                            | 3,487,292  | 24,215                        | 20,000  | 54,935               | 5,672,566                         |
| - Southern Africa                            | 136,397               | -  | 136,397   | 46,077                          | 275,688   | 27                                | 57,926   | -                             | -   | 24,300               | 494,338                           |
| - Western Africa                             | 271,359               | 4  | 271,363   | 256,794                         | 9,557   | 10,402                            | 377,455  | 21,000                        | 700,000   | 6,188                | 1,395,965                         |
| <b>Total Africa</b>                          | <b>2,939,689</b>      | <b>35,588</b>  | <b>2,975,277</b>  | <b>2,668,881</b>                | <b>402,133</b>  | <b>73,175</b>                     | <b>6,815,028</b>   | <b>466,762</b>                | <b>721,302</b>  | <b>314,842</b>       | <b>11,768,519</b>                 |
| Asia and Pacific                             | 3,273,685             | 226,572  | 3,500,257   | 2,773,867                       | 84,880  | 27,625                            | 2,450,926  | 99,898                        | 1,430,429   | 963,534              | 8,557,549                         |
| Middle East<br>and North Africa              | 2,134,583             | 74,224   | 2,208,807   | 1,863,017                       | 68,375  | 87,958                            | 5,613,904  | 121,297                       | 444,274   | 6,861                | 8,551,476                         |
| Europe                                       | 1,615,622             | 687  | 1,616,309   | 542,389                         | 354,820   | 498                               | 1,213,419  | 239                           | 686,061   | 94,748               | 3,966,094                         |
| Americas                                     | 515,371               | 291,721  | 807,092   | 114,395                         | 77,247  | 14                                | 4,744,096  | -                             | 210,023   | 6,076                | 5,844,548                         |
| Various/unknown                              | -                     | -  | -   | -                               | -   | -                                 | -  | -                             | -   | -                    | -                                 |
| <b>Total</b>                                 | <b>10,478,950</b>     | <b>628,792</b>   | <b>11,107,742</b>   | <b>7,962,549</b>                | <b>987,455</b>  | <b>189,270</b>                    | <b>20,837,373</b>  | <b>688,196</b>                | <b>3,492,089</b>  | <b>1,386,061</b>     | <b>38,688,186</b>                 |
| <b>UN MAJOR REGIONS</b>                      |                       |  |   |                                 |   |                                   |  |                               |   |                      |                                   |
| Africa                                       | 3,302,934             | 61,590   | 3,364,524   | 2,934,586                       | 443,400   | 73,176                            | 6,874,453  | 466,762                       | 721,362   | 314,843              | 12,258,520                        |
| Asia   | 5,529,206             | 270,559  | 5,799,765   | 4,887,730                       | 104,436   | 115,583                           | 8,887,871  | 221,195                       | 1,879,902   | 977,200              | 17,985,952                        |
| Europe                                       | 1,095,011             | 355  | 1,095,366   | 25,826                          | 335,969   | 497                               | 330,953  | 239                           | 680,802   | 87,942               | 2,531,768                         |
| Latin America<br>and the Caribbean           | 89,592                | 291,721  | 381,313   | 114,395                         | 23,944  | 14                                | 4,744,096  | -                             | 210,023   | 6,076                | 5,365,466                         |
| Northern America                             | 425,779               | -  | 425,779   | -                               | 53,303  | -                                 | -  | -                             | -   | -                    | 479,082                           |
| Oceania                                      | 36,428                | 4,567  | 40,995  | 12                              | 26,403  | -                                 | -  | -                             | -   | -                    | 67,398                            |
| Various                                      | -                     | -  | -   | -                               | -   | -                                 | -  | -                             | -   | -                    | -                                 |
| <b>Total</b>                                 | <b>10,478,950</b>     | <b>628,792</b>   | <b>11,107,742</b>   | <b>7,962,549</b>                | <b>987,455</b>  | <b>189,270</b>                    | <b>20,837,373</b>  | <b>688,196</b>                | <b>3,492,089</b>  | <b>1,386,061</b>     | <b>38,688,186</b>                 |

See notes on page 22.

**TABLE 2 Refugees, asylum-seekers, internally displaced persons (IDPs), returnees (refugees and IDPs), stateless persons, and others of concern to UNHCR by origin**  
| mid-2013 (or latest available estimates)

All data are provisional and subject to change.

| Origin <sup>1</sup>                 | REFUGEES              |  |   |                                 |   | Returned refugees <sup>5</sup> | IDPs protected/<br>assisted by<br>UNHCR, incl.<br>people in IDP-<br>like situations <sup>6</sup> | Returned<br>IDPs <sup>7</sup> | Persons<br>under<br>UNHCR's<br>statelessness<br>mandate <sup>8</sup> | Various <sup>9</sup> | Total<br>population<br>of concern |
|-------------------------------------|-----------------------|--|---|---------------------------------|---|--------------------------------|--|-------------------------------|--|----------------------|-----------------------------------|
|                                     | Refugees <sup>2</sup> | People in<br>refugee-<br>like<br>situations <sup>3</sup> | Total refugees<br>and people in<br>refugee-like<br>situations | Of whom<br>assisted by<br>UNHCR | Asylum-<br>seekers<br>(pending<br>cases) <sup>4</sup> |                                |  |                               |  |                      |                                   |
| Afghanistan                         | 2,552,208             | -  | 2,552,208   | 2,461,420                       | 46,051  | 27,153                         | 574,327  | 5,367                         | -  | 880,072              | 4,085,178                         |
| Albania                             | 10,614                | -  | 10,614  | 6                               | 5,601   | -                              | -  | -                             | -  | 850                  | 17,065                            |
| Algeria                             | 3,752                 | -  | 3,752   | 76                              | 3,231   | -                              | -  | -                             | -  | -                    | 6,983                             |
| Andorra                             | 7                     | -  | 7   | -                               | -   | -                              | -  | -                             | -  | -                    | 7                                 |
| Angola                              | 16,229                | -  | 16,229  | 561                             | 1,452   | -                              | -  | -                             | -  | 89,884               | 107,565                           |
| Antigua and Barbuda                 | 44                    | -  | 44  | -                               | 21  | -                              | -  | -                             | -  | -                    | 65                                |
| Argentina                           | 425                   | -  | 425   | 5                               | 33  | -                              | -  | -                             | -  | -                    | 458                               |
| Armenia                             | 12,437                | -  | 12,437  | 78                              | 4,269   | -                              | -  | -                             | -  | -                    | 16,706                            |
| Aruba                               | -                     | -  | -   | -                               | -   | -                              | -  | -                             | -  | -                    | -                                 |
| Australia                           | 28                    | -  | 28  | -                               | 8   | -                              | -  | -                             | -  | -                    | 36                                |
| Austria                             | 10                    | -  | 10  | -                               | 8   | -                              | -  | -                             | -  | -                    | 18                                |
| Azerbaijan                          | 10,956                | -  | 10,956  | 1,774                           | 2,842   | -                              | 600,336  | -                             | -  | -                    | 614,134                           |
| Bahamas                             | 196                   | -  | 196   | -                               | 35  | -                              | -  | -                             | -  | -                    | 231                               |
| Bahrain                             | 249                   | -  | 249   | 1                               | 76  | -                              | -  | -                             | -  | -                    | 325                               |
| Bangladesh                          | 9,543                 | 2  | 9,545   | 47                              | 11,859  | -                              | -  | -                             | -  | -                    | 21,404                            |
| Barbados                            | 54                    | -  | 54  | -                               | 46  | -                              | -  | -                             | -  | -                    | 100                               |
| Belarus                             | 4,370                 | -  | 4,370   | 22                              | 751   | -                              | -  | -                             | -  | -                    | 5,121                             |
| Belgium                             | 87                    | -  | 87  | -                               | 18  | -                              | -  | -                             | -  | -                    | 105                               |
| Belize                              | 38                    | -  | 38  | -                               | 8   | -                              | -  | -                             | -  | -                    | 46                                |
| Benin                               | 285                   | -  | 285   | 5                               | 367   | -                              | -  | -                             | -  | -                    | 652                               |
| Bermuda                             | -                     | -  | -   | -                               | -   | -                              | -  | -                             | -  | -                    | -                                 |
| Bhutan                              | 36,506                | -  | 36,506  | 35,925                          | 118   | -                              | -  | -                             | -  | -                    | 36,624                            |
| Bolivia<br>(Plurinational State of) | 592                   | -  | 592   | 14                              | 180   | -                              | -  | -                             | -  | -                    | 772                               |
| Bosnia and Herzegovina              | 27,370                | 49   | 27,419  | 4,108                           | 1,977   | 71                             | 103,368  | 81                            | -  | 55,093               | 188,009                           |
| Botswana                            | 127                   | -  | 127   | -                               | 102   | -                              | -  | -                             | -  | -                    | 229                               |
| Brazil                              | 963                   | -  | 963   | 3                               | 245   | -                              | -  | -                             | -  | -                    | 1,208                             |
| British Virgin Islands              | -                     | -  | -   | -                               | 8   | -                              | -  | -                             | -  | -                    | 8                                 |
| Brunei Darussalam                   | 1                     | -  | 1   | -                               | -   | -                              | -  | -                             | -  | -                    | 1                                 |
| Bulgaria                            | 2,055                 | -  | 2,055   | 15                              | 125   | -                              | -  | -                             | -  | -                    | 2,180                             |
| Burkina Faso                        | 1,295                 | -  | 1,295   | 5                               | 491   | -                              | -  | -                             | -  | -                    | 1,786                             |
| Burundi                             | 73,143                | -  | 73,143  | 39,313                          | 14,793  | 369                            | 78,948   | -                             | -  | 162,653              | 329,906                           |
| Cambodia                            | 13,777                | 30   | 13,807  | 138                             | 179   | -                              | -  | -                             | -  | -                    | 13,986                            |
| Cameroon                            | 12,681                | -  | 12,681  | 988                             | 3,112   | -                              | -  | -                             | -  | -                    | 15,793                            |
| Canada                              | 95                    | -  | 95  | -                               | 6   | -                              | -  | -                             | -  | -                    | 101                               |
| Cape Verde                          | 21                    | -  | 21  | 1                               | 12  | -                              | -  | -                             | -  | -                    | 33                                |
| Cayman Islands                      | 1                     | -  | 1   | -                               | -   | -                              | -  | -                             | -  | -                    | 1                                 |
| Central African Rep.                | 213,166               | 8,411  | 221,577   | 212,650                         | 3,617   | -                              | 206,000  | -                             | -  | -                    | 431,194                           |
| Chad                                | 15,479                | 23,850   | 39,329  | 36,414                          | 3,907   | 363                            | 90,000   | -                             | -  | -                    | 133,599                           |
| Chile                               | 948                   | -  | 948   | 5                               | 48  | -                              | -  | -                             | -  | -                    | 996                               |
| China                               | 191,069               | -  | 191,069   | 281                             | 16,703  | -                              | -  | -                             | -  | -                    | 207,772                           |
| - Hong Kong SAR, China              | 19                    | -  | 19  | -                               | 51  | -                              | -  | -                             | -  | -                    | 70                                |
| - Macao SAR, China                  | 1                     | -  | 1   | -                               | -   | -                              | -  | -                             | -  | -                    | 1                                 |
| Colombia                            | 111,663               | 282,344  | 394,007   | 103,847                         | 19,090  | 12                             | 4,744,096  | -                             | -  | -                    | 5,157,205                         |
| Comoros                             | 473                   | -  | 473   | 1                               | 865   | -                              | -  | -                             | -  | -                    | 1,338                             |
| Congo                               | 11,733                | -  | 11,733  | 1,542                           | 3,011   | 9                              | -  | -                             | -  | -                    | 14,753                            |
| Cook Islands                        | 1                     | -  | 1   | -                               | -   | -                              | -  | -                             | -  | -                    | 1                                 |
| Costa Rica                          | 316                   | -  | 316   | 1                               | 34  | -                              | -  | -                             | -  | -                    | 350                               |
| Côte d'Ivoire                       | 93,735                | 3  | 93,738  | 82,810                          | 11,185  | 9,736                          | 24,000   | 21,000                        | -  | 1                    | 159,660                           |
| Croatia                             | 49,987                | -  | 49,987  | 7,479                           | 1,116   | 404                            | -  | -                             | -  | 20,477               | 71,984                            |
| Cuba                                | 6,525                 | 1,000  | 7,525   | 2,222                           | 858   | -                              | -  | -                             | -  | -                    | 8,383                             |
| Cyprus <sup>10</sup>                | 10                    | -  | 10  | 4                               | 3   | -                              | -  | -                             | -  | -                    | 13                                |
| Czech Rep.                          | 945                   | -  | 945   | -                               | 140   | -                              | -  | -                             | -  | -                    | 1,085                             |
| Dem. People's Rep. of Korea         | 1,121                 | -  | 1,121   | 68                              | 200   | -                              | -  | -                             | -  | -                    | 1,321                             |
| Dem. Rep. of the Congo              | 489,887               | 208  | 490,095   | 429,351                         | 62,362  | 41,555                         | 2,607,407  | 421,547                       | -  | 82                   | 3,623,048                         |
| Denmark                             | 9                     | -  | 9   | -                               | 3   | -                              | -  | -                             | -  | -                    | 12                                |
| Djibouti                            | 641                   | -  | 641   | 84                              | 248   | -                              | -  | -                             | -  | -                    | 889                               |
| Dominica                            | 54                    | -  | 54  | -                               | 11  | -                              | -  | -                             | -  | -                    | 65                                |
| Dominican Rep.                      | 265                   | -  | 265   | 15                              | 455   | -                              | -  | -                             | -  | 1                    | 721                               |
| Ecuador                             | 736                   | -  | 736   | 13                              | 644   | 1                              | -  | -                             | -  | -                    | 1,381                             |

**TABLE 2 Refugees, asylum-seekers, internally displaced persons (IDPs), returnees (refugees and IDPs), stateless persons, and others of concern to UNHCR by origin**  
| mid-2013 (or latest available estimates) (ctnd)

All data are provisional and subject to change.

| Origin <sup>1</sup>      | REFUGEES              |  |   |                                 |   | Returned refugees <sup>5</sup> | IDPs protected/<br>assisted by<br>UNHCR, incl.<br>people in IDP-<br>like situations <sup>6</sup> | Returned<br>IDPs <sup>7</sup> | Persons<br>under<br>UNHCR's<br>statelessness<br>mandate <sup>8</sup> | Various <sup>9</sup> | Total<br>population<br>of concern |
|--------------------------|-----------------------|--|---|---------------------------------|---|--------------------------------|--|-------------------------------|--|----------------------|-----------------------------------|
|                          | Refugees <sup>2</sup> | People in<br>refugee-<br>like<br>situations <sup>3</sup> | Total refugees<br>and people in<br>refugee-like<br>situations | Of whom<br>assisted by<br>UNHCR | Asylum-<br>seekers<br>(pending<br>cases) <sup>4</sup> |                                |  |                               |  |                      |                                   |
| Egypt                    | 9,456                 | -  | 9,456   | 142                             | 4,930   | 1                              | -  | -                             | -  | -                    | 14,387                            |
| El Salvador              | 8,235                 | -  | 8,235   | 493                             | 1,749   | -                              | -  | -                             | -  | -                    | 9,984                             |
| Equatorial Guinea        | 214                   | -  | 214   | 24                              | 60  | -                              | -  | -                             | -  | -                    | 274                               |
| Eritrea                  | 257,981               | 34,988   | 292,969   | 177,153                         | 20,336  | 6                              | -  | -                             | -  | 64                   | 313,375                           |
| Estonia                  | 379                   | -  | 379   | 2                               | 23  | -                              | -  | -                             | -  | -                    | 402                               |
| Ethiopia                 | 73,926                | -  | 73,926  | 42,543                          | 41,934  | 8                              | -  | -                             | -  | 3,758                | 119,626                           |
| Fiji                     | 1,317                 | -  | 1,317   | 2                               | 266   | -                              | -  | -                             | -  | -                    | 1,583                             |
| Finland                  | 7                     | -  | 7   | -                               | 7   | -                              | -  | -                             | -  | -                    | 14                                |
| France                   | 107                   | -  | 107   | -                               | 43  | -                              | -  | -                             | -  | -                    | 150                               |
| French Guiana            | -                     | -  | -   | -                               | -   | -                              | -  | -                             | -  | -                    | -                                 |
| French Polynesia         | -                     | -  | -   | -                               | -   | -                              | -  | -                             | -  | -                    | -                                 |
| Gabon                    | 178                   | -  | 178   | 3                               | 73  | -                              | -  | -                             | -  | -                    | 251                               |
| Gambia                   | 2,700                 | -  | 2,700   | 22                              | 1,810   | -                              | -  | -                             | -  | -                    | 4,510                             |
| Georgia                  | 7,200                 | -  | 7,200   | 1,319                           | 5,427   | 1                              | 282,130  | -                             | -  | -                    | 294,758                           |
| Germany                  | 180                   | -  | 180   | 2                               | 23  | -                              | -  | -                             | -  | -                    | 203                               |
| Ghana                    | 20,226                | 1  | 20,227  | 7,596                           | 3,730   | -                              | -  | -                             | -  | -                    | 23,957                            |
| Gibraltar                | 2                     | -  | 2   | -                               | -   | -                              | -  | -                             | -  | -                    | 2                                 |
| Greece                   | 96                    | -  | 96  | -                               | 130   | -                              | -  | -                             | -  | -                    | 226                               |
| Grenada                  | 316                   | -  | 316   | -                               | 42  | -                              | -  | -                             | -  | -                    | 358                               |
| Guatemala                | 6,395                 | -  | 6,395   | 97                              | 1,665   | -                              | -  | -                             | -  | 2                    | 8,062                             |
| Guinea                   | 13,955                | 1  | 13,956  | 165                             | 9,280   | 1                              | -  | -                             | -  | -                    | 23,237                            |
| Guinea-Bissau            | 1,162                 | -  | 1,162   | 7                               | 1,052   | -                              | -  | -                             | -  | -                    | 2,214                             |
| Guyana                   | 800                   | -  | 800   | -                               | 93  | -                              | -  | -                             | -  | -                    | 893                               |
| Haiti                    | 38,523                | -  | 38,523  | 270                             | 4,222   | -                              | -  | -                             | -  | 6,057                | 48,802                            |
| Holy See (the)           | -                     | -  | -   | -                               | -   | -                              | -  | -                             | -  | -                    | -                                 |
| Honduras                 | 2,699                 | -  | 2,699   | 124                             | 1,007   | -                              | -  | -                             | -  | 13                   | 3,719                             |
| Hungary                  | 1,276                 | -  | 1,276   | 2                               | 2,662   | -                              | -  | -                             | -  | -                    | 3,938                             |
| Iceland                  | 2                     | -  | 2   | -                               | 2   | -                              | -  | -                             | -  | -                    | 4                                 |
| India                    | 11,784                | -  | 11,784  | 13                              | 6,193   | -                              | -  | -                             | -  | 436                  | 18,413                            |
| Indonesia                | 9,961                 | 5,207  | 15,168  | 646                             | 694   | -                              | -  | -                             | -  | -                    | 15,862                            |
| Iran, Islamic Rep. of    | 70,592                | -  | 70,592  | 12,432                          | 26,967  | 1                              | -  | -                             | -  | -                    | 97,560                            |
| Iraq <sup>11</sup>       | 409,181               | -  | 409,181   | 140,926                         | 20,998  | 35,151                         | 993,188  | 24,100                        | -  | 1                    | 1,482,619                         |
| Ireland                  | 9                     | -  | 9   | -                               | 26  | -                              | -  | -                             | -  | -                    | 35                                |
| Israel                   | 1,054                 | -  | 1,054   | 16                              | 273   | -                              | -  | -                             | -  | -                    | 1,327                             |
| Italy                    | 62                    | -  | 62  | -                               | 66  | -                              | -  | -                             | -  | -                    | 128                               |
| Jamaica                  | 1,398                 | -  | 1,398   | 8                               | 459   | -                              | -  | -                             | -  | -                    | 1,857                             |
| Japan                    | 135                   | -  | 135   | -                               | 42  | -                              | -  | -                             | -  | -                    | 177                               |
| Jordan                   | 1,588                 | -  | 1,588   | 93                              | 647   | -                              | -  | -                             | -  | -                    | 2,235                             |
| Kazakhstan               | 2,030                 | -  | 2,030   | 23                              | 945   | -                              | -  | -                             | -  | -                    | 2,975                             |
| Kenya                    | 8,759                 | -  | 8,759   | 4,070                           | 1,498   | -                              | -  | -                             | -  | -                    | 10,257                            |
| Kiribati                 | 33                    | -  | 33  | -                               | 11  | -                              | -  | -                             | -  | -                    | 44                                |
| Kuwait                   | 935                   | -  | 935   | 55                              | 110   | -                              | -  | -                             | -  | -                    | 1,045                             |
| Kyrgyzstan <sup>12</sup> | 2,068                 | -  | 2,068   | 290                             | 860   | -                              | 172,000  | -                             | -  | -                    | 174,928                           |
| Lao People's Dem. Rep.   | 7,834                 | 1  | 7,835   | 3                               | 24  | -                              | -  | -                             | -  | -                    | 7,859                             |
| Latvia                   | 258                   | -  | 258   | 2                               | 69  | -                              | -  | -                             | -  | -                    | 327                               |
| Lebanon                  | 3,652                 | -  | 3,652   | 65                              | 1,825   | -                              | -  | -                             | -  | 1,535                | 7,012                             |
| Lesotho                  | 12                    | -  | 12  | -                               | 281   | -                              | -  | -                             | -  | -                    | 293                               |
| Liberia                  | 22,488                | -  | 22,488  | 12,864                          | 1,897   | 40                             | -  | -                             | -  | -                    | 24,425                            |
| Libya                    | 3,087                 | 2  | 3,089   | 21                              | 1,617   | -                              | 59,425   | -                             | -  | -                    | 64,131                            |
| Liechtenstein            | -                     | -  | -   | -                               | -   | -                              | -  | -                             | -  | -                    | -                                 |
| Lithuania                | 254                   | -  | 254   | 2                               | 80  | -                              | -  | -                             | -  | -                    | 334                               |
| Luxembourg               | 1                     | -  | 1   | -                               | 1   | -                              | -  | -                             | -  | -                    | 2                                 |
| Madagascar               | 289                   | -  | 289   | -                               | 173   | -                              | -  | -                             | -  | 1                    | 463                               |
| Malawi                   | 275                   | -  | 275   | 3                               | 4,512   | -                              | -  | -                             | -  | -                    | 4,787                             |
| Malaysia                 | 505                   | -  | 505   | -                               | 179   | -                              | -  | -                             | -  | -                    | 684                               |
| Maldives                 | 22                    | -  | 22  | -                               | 42  | -                              | -  | -                             | -  | -                    | 64                                |
| Mali                     | 182,780               | -  | 182,780   | 175,933                         | 3,111   | 585                            | 353,455  | -                             | -  | -                    | 539,931                           |
| Malta                    | 6                     | -  | 6   | -                               | -   | -                              | -  | -                             | -  | -                    | 6                                 |
| Marshall Islands         | 2                     | -  | 2   | -                               | -   | -                              | -  | -                             | -  | -                    | 2                                 |

.../...

**TABLE 2 Refugees, asylum-seekers, internally displaced persons (IDPs), returnees (refugees and IDPs), stateless persons, and others of concern to UNHCR by origin**  
| mid-2013 (or latest available estimates) (ctnd)

All data are provisional and subject to change.

| Origin <sup>1</sup>                       | REFUGEES              |  |   |                                 |   | Returned refugees <sup>5</sup> | IDPs protected/<br>assisted by<br>UNHCR, incl.<br>people in IDP-<br>like situations <sup>6</sup> | Returned<br>IDPs <sup>7</sup> | Persons<br>under<br>UNHCR's<br>statelessness<br>mandate <sup>8</sup> | Various <sup>9</sup> | Total<br>population<br>of concern |
|---|-----------------------|--|---|---------------------------------|---|--------------------------------|--|-------------------------------|--|----------------------|-----------------------------------|
|   | Refugees <sup>2</sup> | People in<br>refugee-<br>like<br>situations <sup>3</sup> | Total refugees<br>and people in<br>refugee-like<br>situations | Of whom<br>assisted by<br>UNHCR | Asylum-<br>seekers<br>(pending<br>cases) <sup>4</sup> |                                |  |                               |  |                      |                                   |
| Martinique                                | -                     | -  | -   | -                               | -   | -                              | -  | -                             | -  | -                    | -                                 |
| Mauritania                                | 34,284                | -  | 34,284  | 26,704                          | 3,870   | -                              | -  | -                             | -  | -                    | 38,154                            |
| Mauritius                                 | 63                    | -  | 63  | -                               | 85  | -                              | -  | -                             | -  | -                    | 148                               |
| Mexico                                    | 8,420                 | -  | 8,420   | 12                              | 3,784   | -                              | -  | -                             | -  | -                    | 12,204                            |
| Micronesia<br>(Federated States of)       | -                     | -  | -   | -                               | -   | -                              | -  | -                             | -  | -                    | -                                 |
| Monaco                                    | 3                     | -  | 3   | -                               | -   | -                              | -  | -                             | -  | -                    | 3                                 |
| Mongolia                                  | 1,957                 | -  | 1,957   | 1                               | 717   | -                              | -  | -                             | -  | -                    | 2,674                             |
| Montenegro                                | 440                   | -  | 440   | 3                               | 383   | -                              | -  | -                             | -  | 3                    | 826                               |
| Montserrat                                | -                     | -  | -   | -                               | -   | -                              | -  | -                             | -  | -                    | -                                 |
| Morocco                                   | 1,093                 | -  | 1,093   | 26                              | 1,862   | -                              | -  | -                             | -  | -                    | 2,955                             |
| Mozambique                                | 63                    | -  | 63  | 12                              | 865   | -                              | -  | -                             | -  | -                    | 928                               |
| Myanmar                                   | 215,353               | 200,020  | 415,373   | 212,847                         | 28,245  | -                              | 632,000  | -                             | -  | -                    | 1,075,618                         |
| Namibia                                   | 1,070                 | -  | 1,070   | 980                             | 417   | 25                             | -  | -                             | -  | -                    | 1,512                             |
| Nauru                                     | -                     | -  | -   | -                               | -   | -                              | -  | -                             | -  | -                    | -                                 |
| Nepal                                     | 7,322                 | 1  | 7,323   | 31                              | 1,947   | -                              | -  | -                             | -  | -                    | 9,270                             |
| Netherlands                               | 62                    | -  | 62  | -                               | 31  | -                              | -  | -                             | -  | -                    | 93                                |
| New Caledonia                             | -                     | -  | -   | -                               | -   | -                              | -  | -                             | -  | -                    | -                                 |
| New Zealand                               | 17                    | -  | 17  | -                               | 14  | -                              | -  | -                             | -  | -                    | 31                                |
| Nicaragua                                 | 1,529                 | -  | 1,529   | 810                             | 132   | 1                              | -  | -                             | -  | -                    | 1,662                             |
| Niger                                     | 657                   | -  | 657   | 7                               | 304   | -                              | -  | -                             | -  | 4,644                | 5,605                             |
| Nigeria                                   | 14,411                | 3,324  | 17,735  | 5,282                           | 13,731  | -                              | -  | -                             | -  | -                    | 31,466                            |
| Niue                                      | 10                    | -  | 10  | -                               | -   | -                              | -  | -                             | -  | -                    | 10                                |
| Norway                                    | 9                     | -  | 9   | -                               | 6   | -                              | -  | -                             | -  | -                    | 15                                |
| Oman                                      | 24                    | -  | 24  | 3                               | 6   | -                              | -  | -                             | -  | -                    | 30                                |
| Pakistan                                  | 29,254                | 16,792   | 46,046  | 17,786                          | 24,504  | 3                              | 975,478  | 46,441                        | -  | 1                    | 1,092,473                         |
| Palau                                     | -                     | -  | -   | -                               | 2   | -                              | -  | -                             | -  | -                    | 2                                 |
| Palestinian <sup>13</sup>                 | 96,801                | -  | 96,801  | 13,843                          | 2,517   | -                              | -  | -                             | -  | -                    | 99,318                            |
| Panama                                    | 105                   | -  | 105   | 20                              | 18  | -                              | -  | -                             | -  | -                    | 123                               |
| Papua New Guinea                          | 174                   | -  | 174   | -                               | 111   | -                              | -  | -                             | -  | -                    | 285                               |
| Paraguay                                  | 97                    | -  | 97  | 1                               | 20  | -                              | -  | -                             | -  | -                    | 117                               |
| Peru                                      | 5,071                 | -  | 5,071   | 382                             | 376   | -                              | -  | -                             | -  | -                    | 5,447                             |
| Philippines                               | 742                   | 5  | 747   | 15                              | 413   | -                              | 16,905   | 34,824                        | -  | 80,000               | 132,889                           |
| Pitcairn                                  | -                     | -  | -   | -                               | -   | -                              | -  | -                             | -  | -                    | -                                 |
| Poland                                    | 1,654                 | -  | 1,654   | 5                               | 260   | -                              | -  | -                             | -  | 1                    | 1,915                             |
| Portugal                                  | 30                    | -  | 30  | 1                               | 36  | -                              | -  | -                             | -  | -                    | 66                                |
| Puerto Rico                               | -                     | -  | -   | -                               | -   | -                              | -  | -                             | -  | -                    | -                                 |
| Qatar                                     | 15                    | -  | 15  | -                               | 4   | -                              | -  | -                             | -  | -                    | 19                                |
| Rep. of Korea                             | 496                   | -  | 496   | 2                               | 976   | -                              | -  | -                             | -  | -                    | 1,472                             |
| Rep. of Moldova                           | 2,192                 | -  | 2,192   | 14                              | 463   | -                              | -  | -                             | -  | -                    | 2,655                             |
| Romania                                   | 2,498                 | -  | 2,498   | 10                              | 541   | -                              | -  | -                             | -  | -                    | 3,039                             |
| Russian Federation                        | 75,033                | -  | 75,033  | 1,245                           | 23,644  | -                              | -  | -                             | -  | 10,498               | 109,175                           |
| Rwanda                                    | 172,450               | -  | 172,450   | 39,964                          | 8,578   | 4,126                          | -  | -                             | -  | 25                   | 185,179                           |
| Saint Kitts and Nevis                     | 12                    | -  | 12  | -                               | 23  | -                              | -  | -                             | -  | -                    | 35                                |
| Saint Lucia                               | 566                   | -  | 566   | -                               | 339   | -                              | -  | -                             | -  | -                    | 905                               |
| Saint Vincent<br>and the Grenadines       | 1,315                 | -  | 1,315   | -                               | 327   | -                              | -  | -                             | -  | -                    | 1,642                             |
| Samoa                                     | 1                     | -  | 1   | -                               | 3   | -                              | -  | -                             | -  | -                    | 4                                 |
| San Marino                                | 1                     | -  | 1   | -                               | -   | -                              | -  | -                             | -  | -                    | 1                                 |
| Sao Tome and Principe                     | 32                    | -  | 32  | 31                              | 1   | -                              | -  | -                             | -  | -                    | 33                                |
| Saudi Arabia                              | 439                   | -  | 439   | 25                              | 145   | -                              | -  | -                             | -  | -                    | 584                               |
| Senegal                                   | 18,622                | -  | 18,622  | 16,751                          | 1,794   | -                              | -  | -                             | -  | -                    | 20,416                            |
| Serbia (and Kosovo:<br>S/RES/1244 (1999)) | 50,403                | 306  | 50,709  | 9,658                           | 15,242  | 22                             | 227,585  | 158                           | -  | 2,777                | 296,493                           |
| Seychelles                                | 27                    | -  | 27  | -                               | 7   | -                              | -  | -                             | -  | -                    | 34                                |
| Sierra Leone                              | 5,734                 | -  | 5,734   | 941                             | 2,250   | -                              | -  | -                             | -  | 1,544                | 9,528                             |
| Singapore                                 | 66                    | -  | 66  | -                               | 24  | -                              | -  | -                             | -  | -                    | 90                                |
| Slovakia                                  | 304                   | -  | 304   | -                               | 467   | -                              | -  | -                             | -  | -                    | 771                               |
| Slovenia                                  | 28                    | -  | 28  | -                               | 13  | -                              | -  | -                             | -  | 2                    | 43                                |
| Solomon Islands                           | 61                    | -  | 61  | -                               | 9   | -                              | -  | -                             | -  | -                    | 70                                |

.../...

**TABLE 2 Refugees, asylum-seekers, internally displaced persons (IDPs), returnees (refugees and IDPs), stateless persons, and others of concern to UNHCR by origin**  
| mid-2013 (or latest available estimates) (ctnd)

All data are provisional and subject to change.

| Origin <sup>1</sup>                          | REFUGEES              |  |   |                                 |   | Returned refugees <sup>5</sup> | IDPs protected/<br>assisted by<br>UNHCR, incl.<br>people in IDP-<br>like situations <sup>6</sup> | Returned<br>IDPs <sup>7</sup> | Persons<br>under<br>UNHCR's<br>statelessness<br>mandate <sup>8</sup> | Various <sup>9</sup> | Total<br>population<br>of concern |
|--|-----------------------|--|---|---------------------------------|---|--------------------------------|--|-------------------------------|--|----------------------|-----------------------------------|
|  | Refugees <sup>2</sup> | People in<br>refugee-<br>like<br>situations <sup>3</sup> | Total refugees<br>and people in<br>refugee-like<br>situations | Of whom<br>assisted by<br>UNHCR | Asylum-<br>seekers<br>(pending<br>cases) <sup>4</sup> |                                |  |                               |  |                      |                                   |
| Somalia                                      | 1,130,939             | -  | 1,130,939   | 1,015,128                       | 30,086  | 7                              | 1,122,559  | 10,404                        | -  | 993                  | 2,294,988                         |
| South Africa                                 | 403                   | -  | 403   | 4                               | 219   | -                              | -  | -                             | -  | -                    | 622                               |
| South Sudan <sup>14</sup>                    | 102,554               | 97   | 102,651   | 102,538                         | 25,546  | 369                            | 401,433  | -                             | -  | -                    | 529,999                           |
| Spain  | 51                    | -  | 51  | 4                               | 77  | -                              | -  | -                             | -  | -                    | 128                               |
| Sri Lanka <sup>15</sup>                      | 124,436               | 2  | 124,438   | 2,344                           | 18,056  | 468                            | 80,216   | 13,266                        | -  | -                    | 236,444                           |
| Sudan <sup>16</sup>                          | 619,088               | 12,926   | 632,014   | 578,704                         | 22,815  | 15,931                         | 1,873,300  | 13,811                        | -  | 321                  | 2,558,192                         |
| Suriname                                     | 14                    | -  | 14  | -                               | 22  | -                              | -  | -                             | -  | -                    | 36                                |
| Swaziland                                    | 65                    | -  | 65  | 2                               | 143   | -                              | -  | -                             | -  | -                    | 208                               |
| Sweden                                       | 20                    | -  | 20  | -                               | 36  | -                              | -  | -                             | -  | -                    | 56                                |
| Switzerland                                  | 13                    | -  | 13  | -                               | 1   | -                              | -  | -                             | -  | 1                    | 15                                |
| Syrian Arab Rep.                             | 1,888,491             | 332  | 1,888,823   | 1,796,871                       | 33,335  | 52,806                         | 4,254,500  | -                             | -  | 7,903                | 6,237,367                         |
| Tajikistan                                   | 578                   | -  | 578   | 52                              | 337   | -                              | -  | -                             | -  | -                    | 915                               |
| The former Yugoslav<br>Republic of Macedonia | 1,682                 | -  | 1,682   | 5                               | 3,415   | -                              | -  | -                             | -  | 5                    | 5,102                             |
| Thailand                                     | 208                   | 6  | 214   | 8                               | 150   | -                              | -  | -                             | -  | -                    | 364                               |
| Tibetan                                      | 15,058                | -  | 15,058  | -                               | 2   | -                              | -  | -                             | -  | 46                   | 15,106                            |
| Timor-Leste                                  | 9                     | 1  | 10  | 1                               | 2   | -                              | -  | -                             | -  | -                    | 12                                |
| Togo   | 13,214                | 1  | 13,215  | 6,087                           | 2,928   | 40                             | -  | -                             | -  | -                    | 16,183                            |
| Tonga  | 13                    | -  | 13  | -                               | 47  | -                              | -  | -                             | -  | -                    | 60                                |
| Trinidad and Tobago                          | 330                   | -  | 330   | -                               | 75  | -                              | -  | -                             | -  | -                    | 405                               |
| Tunisia                                      | 1,250                 | -  | 1,250   | 31                              | 1,338   | -                              | -  | -                             | -  | -                    | 2,588                             |
| Turkey                                       | 68,998                | -  | 68,998  | 15,540                          | 8,537   | -                              | -  | -                             | -  | -                    | 77,535                            |
| Turkmenistan                                 | 539                   | -  | 539   | 17                              | 173   | -                              | -  | -                             | -  | -                    | 712                               |
| Turks and Caicos Islands                     | 14                    | -  | 14  | -                               | 4   | -                              | -  | -                             | -  | -                    | 18                                |
| Tuvalu                                       | 1                     | -  | 1   | -                               | 1   | -                              | -  | -                             | -  | -                    | 2                                 |
| Uganda                                       | 5,433                 | -  | 5,433   | 1,022                           | 3,090   | 3                              | -  | -                             | -  | 50,000               | 58,526                            |
| Ukraine                                      | 5,419                 | -  | 5,419   | 33                              | 1,130   | -                              | -  | -                             | -  | -                    | 6,549                             |
| United Arab Emirates                         | 74                    | -  | 74  | 3                               | 27  | -                              | -  | -                             | -  | -                    | 101                               |
| United Kingdom                               | 154                   | -  | 154   | 1                               | 38  | -                              | -  | -                             | -  | -                    | 192                               |
| United Rep. of Tanzania                      | 1,142                 | -  | 1,142   | 104                             | 800   | -                              | -  | -                             | -  | -                    | 1,942                             |
| United States <sup>17</sup>                  | 4,324                 | -  | 4,324   | 14                              | 337   | -                              | -  | -                             | -  | -                    | 4,661                             |
| Uruguay                                      | 164                   | -  | 164   | 1                               | 27  | -                              | -  | -                             | -  | -                    | 191                               |
| U.S. Virgin Islands                          | -                     | -  | -   | -                               | -   | -                              | -  | -                             | -  | -                    | -                                 |
| Uzbekistan                                   | 5,027                 | 4,504  | 9,531   | 425                             | 1,315   | -                              | -  | -                             | -  | -                    | 10,846                            |
| Vanuatu                                      | 1                     | -  | 1   | -                               | 1   | -                              | -  | -                             | -  | -                    | 2                                 |
| Venezuela<br>(Bolivarian Rep. of)            | 8,183                 | -  | 8,183   | 260                             | 594   | -                              | -  | -                             | -  | -                    | 8,777                             |
| Viet Nam <sup>18</sup>                       | 314,194               | 1  | 314,195   | 186                             | 1,710   | -                              | -  | -                             | -  | -                    | 315,905                           |
| Western Sahara <sup>19</sup>                 | 90,476                | 26,000   | 116,476   | 90,268                          | 289   | -                              | -  | -                             | -  | -                    | 116,765                           |
| Yemen  | 2,228                 | -  | 2,228   | 405                             | 1,502   | -                              | 306,791  | 97,197                        | -  | -                    | 407,718                           |
| Zambia                                       | 233                   | -  | 233   | 2                               | 262   | -                              | -  | -                             | -  | -                    | 495                               |
| Zimbabwe                                     | 22,103                | -  | 22,103  | 1,042                           | 44,610  | 2                              | 57,926   | -                             | -  | 90                   | 124,731                           |
| Stateless                                    | 15,165                | -  | 15,165  | 62                              | 4,164   | -                              | -  | -                             | 3,492,089  | -                    | 3,511,418                         |
| Various/unknown                              | 118,324               | 8,377  | 126,701   | 5,256                           | 243,967   | -                              | -  | -                             | -  | 6,227                | 376,895                           |
| <b>Total</b>                                 | <b>10,478,950</b>     | <b>628,792</b>   | <b>11,107,742</b>   | <b>7,962,549</b>                | <b>987,455</b>  | <b>189,270</b>                 | <b>20,837,373</b>  | <b>688,196</b>                | <b>3,492,089</b>   | <b>1,386,061</b>     | <b>38,688,186</b>                 |

| UNHCR-BUREAUX                   |                   |                |                   |                  |                |                |                   |                |                  |                  |                   |
|---------------------------------|-------------------|----------------|-------------------|------------------|----------------|----------------|-------------------|----------------|------------------|------------------|-------------------|
| - Central Africa-Great Lakes    | 974,626           | 8,619          | 983,245           | 723,970          | 96,407         | 46,059         | 2,892,355         | 421,547        | -                | 162,760          | 4,602,373         |
| - East and Horn of Africa       | 2,214,800         | 71,861         | 2,286,661         | 1,957,656        | 149,460        | 16,687         | 3,487,292         | 24,215         | -                | 55,136           | 6,019,451         |
| - Southern Africa               | 41,432            | -              | 41,432            | 2,607            | 53,993         | 27             | 57,926            | -              | -                | 89,975           | 243,353           |
| - Western Africa                | 391,285           | 3,330          | 394,615           | 308,476          | 53,942         | 10,402         | 377,455           | 21,000         | -                | 6,189            | 863,603           |
| <b>Total Africa</b>             | <b>3,622,143</b>  | <b>83,810</b>  | <b>3,705,953</b>  | <b>2,992,709</b> | <b>353,802</b> | <b>73,175</b>  | <b>6,815,028</b>  | <b>466,762</b> | <b>-</b>         | <b>314,060</b>   | <b>11,728,780</b> |
| Asia and Pacific                | 3,626,074         | 226,572        | 3,852,646         | 2,745,003        | 190,151        | 27,625         | 2,450,926         | 99,898         | -                | 960,555          | 7,581,801         |
| Middle East and North<br>Africa | 2,548,129         | 26,334         | 2,574,463         | 2,069,574        | 78,602         | 87,958         | 5,613,904         | 121,297        | -                | 9,439            | 8,485,663         |
| Europe                          | 337,690           | 355            | 338,045           | 41,334           | 79,732         | 498            | 1,213,419         | 239            | -                | 89,707           | 1,721,640         |
| Americas                        | 211,425           | 283,344        | 494,769           | 108,611          | 37,037         | 14             | 4,744,096         | -              | -                | 6,073            | 5,281,989         |
| Various/Stateless               | 133,489           | 8,377          | 141,866           | 5,318            | 248,131        | -              | -                 | -              | 3,492,089        | 6,227            | 3,888,313         |
| <b>Total</b>                    | <b>10,478,950</b> | <b>628,792</b> | <b>11,107,742</b> | <b>7,962,549</b> | <b>987,455</b> | <b>189,270</b> | <b>20,837,373</b> | <b>688,196</b> | <b>3,492,089</b> | <b>1,386,061</b> | <b>38,688,186</b> |

.../...

**TABLE 2** Refugees, asylum-seekers, internally displaced persons (IDPs), returnees (refugees and IDPs), stateless persons, and others of concern to UNHCR by origin | mid-2013 (or latest available estimates) (ctnd)

All data are provisional and subject to change.

| Origin <sup>1</sup>             | REFUGEES              |  |  |                           |   | Returned refugees <sup>5</sup> | IDPs protected/assisted by UNHCR, incl. people in IDP-like situations <sup>6</sup> | Returned IDPs <sup>7</sup> | Persons under UNHCR's statelessness mandate <sup>8</sup> | Various <sup>9</sup> | Total population of concern |
|---------------------------------|-----------------------|--|--|---------------------------|---|--------------------------------|--|----------------------------|--|----------------------|-----------------------------|
|                                 | Refugees <sup>2</sup> | People in refugee-like situations <sup>3</sup> | Total refugees and people in refugee-like situations | Of whom assisted by UNHCR | Asylum-seekers (pending cases) <sup>4</sup> |                                |  |                            |  |                      |                             |
| <b>UN MAJOR REGIONS</b>         |                       |  |  |                           |   |                                |  |                            |  |                      |                             |
| Africa                          | 3,765,541             | 109,812  | 3,875,353  | 3,109,977                 | 370,939                                     | 73,176                         | 6,874,453  | 466,762                    | -  | 314,060              | 11,974,743                  |
| Asia                            | 6,128,747             | 226,904  | 6,355,651  | 4,716,022                 | 272,221                                     | 115,583                        | 8,887,871  | 221,195                    | -  | 969,994              | 16,822,515                  |
| Europe                          | 238,089               | 355  | 238,444  | 22,619                    | 58,654                                      | 497                            | 330,953  | 239                        | -  | 89,707               | 718,494                     |
| Latin America and the Caribbean | 207,006               | 283,344  | 490,350  | 108,597                   | 36,694                                      | 14                             | 4,744,096  | -                          | -  | 6,073                | 5,277,227                   |
| Northern America                | 4,419                 | -  | 4,419  | 14                        | 343   | -                              | -  | -                          | -  | -                    | 4,762                       |
| Oceania                         | 1,659                 | -  | 1,659  | 2                         | 473   | -                              | -  | -                          | -  | -                    | 2,132                       |
| VariouS/Stateless               | 133,489               | 8,377  | 141,866  | 5,318                     | 248,131                                     | -                              | -  | -                          | 3,492,089  | 6,227                | 3,888,313                   |
| <b>Total</b>                    | <b>10,478,950</b>     | <b>628,792</b>                                 | <b>11,107,742</b>                                    | <b>7,962,549</b>          | <b>987,455</b>                              | <b>189,270</b>                 | <b>20,837,373</b>  | <b>688,196</b>             | <b>3,492,089</b>   | <b>1,386,061</b>     | <b>38,688,186</b>           |

**Notes table 1:**

The data are generally provided by Governments, based on their own definitions and methods of data collection.

A dash (“-”) indicates that the value is zero, not available or not applicable.

**1** Country or territory of asylum or residence.

**2** Persons recognized as refugees under the 1951 UN Convention/1967 Protocol, the 1969 OAU Convention, in accordance with the UNHCR Statute, persons granted a complementary form of protection and those granted temporary protection. In the absence of Government figures, UNHCR has estimated the refugee population in 25 industrialized countries based on 10 years of individual refugee recognition.

**3** This category is descriptive in nature and includes groups of persons who are outside their country or territory of origin and who face protection risks similar to those of refugees, but for whom refugee status has, for practical or other reasons, not been ascertained.

**4** Persons whose application for asylum or refugee status is pending at any stage in the asylum procedure.

**5** Refugees who have returned to their place of origin during the first six months of 2013. Source: country of origin and asylum.

**6** Persons who are displaced within their country and to whom UNHCR extends

protection and/or assistance. It also includes people in IDP-like situations. This category is descriptive in nature and includes groups of persons who are inside their country of nationality or habitual residence and who face protection risks similar to those of IDPs but who, for practical or other reasons, could not be reported as such.

**7** IDPs protected/assisted by UNHCR who have returned to their place of origin during the first six months of 2013.

**8** Refers to persons who are not considered as nationals by any State under the operation of its law. This category refers to persons who fall under the agency's statelessness mandate because they are stateless according to this international definition, but data from some countries may also include persons with undetermined nationality.

**9** Refers to individuals who do not necessarily fall directly into any of the other groups but to whom UNHCR may extend its protection and/or assistance services. These activities might be based on humanitarian or other special grounds.

**10** According to the Government of Algeria, there are an estimated 165,000 Sahrawi refugees in the Tindouf camps.

**11** Australia's figures for asylum-seekers are based on the number of applications lodged for protection visas. They do not include asylum-seekers who arrived in Australia by

boat in 2012 or 2013 and have not been able to lodge protection visa applications or who have been transferred to third countries for refugee status determination. The refugee figure refers to end-2012.

**12** Refugee figure relates to the end of 2012.

**13** The 300,000 Vietnamese refugees are well integrated and in practice receive protection from the Government of China.

**14** UNHCR's assistance activities for IDPs in Cyprus ended in 1999. Visit the website of the Internal Displacement Monitoring Centre (IDMC) for further information.

**15** The figure for stateless persons is based on an official survey released in May 2013 by the National Bureau of Statistics and refers to the estimated number of individuals resident in the country who belong to the first generation born on Dominican territory to Haitian migrant parents. No population data is currently available on subsequent generations born in the Dominican Republic.

**16** Figures are UNHCR estimates.

**17** Refugee figure for Iraqis in Jordan is a Government estimate. UNHCR has registered and is assisting 24,900 Iraqis at mid-2013.

**18** IDP figure in Kyrgyzstan includes 172,000 people who are in an IDP-like situation.

**19** In 2011, UNHCR reported the figure of 800,000 as an estimate of individuals who lack citizenship certificates in Nepal.

However, as individuals without citizenship certificates are not necessarily stateless, UNHCR has been in dialogue with the Government of Nepal to clarify and address the situation for future reporting.

**20** Refugee figure relates to end-2012. Asylum-seeker figure relates to end-2011.

**21** All data refer to the end of 2012 in the absence of updated information provided by the Government of South Africa.

**22** IDP figure in South Sudan includes 155,200 people who are in an IDP-like situation.

**23** IDP figure in Sri Lanka includes a total of 40,600 individuals who were IDPs at Trincomalee, Ampara, Puttalam and other places until mid-2011. No updated statistics are available to UNHCR.

**24** IDP figure in Sudan includes 77,300 people who are in an IDP-like situation.

**25** Refugee figure for Iraqis in the Syrian Arab Republic is a Government estimate. UNHCR has registered and is assisting 42,400 Iraqis at mid-2013.

**26** Refugee figure for Syrians in Turkey is a Government estimate.

**27** Asylum-seekers (pending cases) excludes individuals pending a decision on their asylum claim with the Executive Office for Immigration Review.

**Source:** UNHCR/Governments.

**Notes table 2:**

The data are generally provided by Governments, based on their own definitions and methods of data collection.

A dash (“-”) indicates that the value is zero, not available or not applicable.

**1** Country or territory of origin.

**2** Persons recognized as refugees under the 1951 UN Convention/1967 Protocol, the 1969 OAU Convention, in accordance with the UNHCR Statute, persons granted a complementary form of protection and those granted temporary protection. In the absence of Government figures, UNHCR has estimated the refugee population in 25 industrialized countries based on 10 years of individual refugee recognition.

**3** This category is descriptive in nature and includes groups of persons who are outside their country or territory of origin and who face protection risks similar to those of refugees, but for whom refugee status has, for practical or other reasons, not been ascertained.

**4** Persons whose application for asylum or refugee status is pending at any stage in the

asylum procedure.

**5** Refugees who have returned to their place of origin during the first six months of 2013. Source: country of origin and asylum.

**6** Persons who are displaced within their country and to whom UNHCR extends protection and/or assistance. It also includes people in IDP-like situations. This category is descriptive in nature and includes groups of persons who are inside their country of nationality or habitual residence and who face protection risks similar to those of IDPs but who, for practical or other reasons, could not be reported as such.

**7** IDPs protected/assisted by UNHCR who have returned to their place of origin during the first six months of 2013.

**8** Refers to persons who are not considered as nationals by any State under the operation of its law. This category refers to persons who fall under the agency's statelessness mandate because they are stateless according to this international definition, but data from some countries may also include persons with undetermined nationality.

**9** Refers to individuals who do not necessarily fall directly into any of the other groups but to whom UNHCR may extend its protection and/or assistance services. These activities might be based on humanitarian or other special grounds.

**10** UNHCR's assistance activities for IDPs in Cyprus ended in 1999. Visit the website of the Internal Displacement Monitoring Centre (IDMC) for further information.

**11** Refugee figures for Iraqis in Jordan and the Syrian Arab Republic are Government estimates. UNHCR has registered and is assisting 67,300 Iraqis in both countries at mid-2013.

**12** IDP figure in Kyrgyzstan includes 172,000 people who are in an IDP-like situation.

**13** Refers to Palestinian refugees under the UNHCR mandate only.

**14** An unknown number of refugees and asylum-seekers from South Sudan may be included under Sudan (in absence of separate statistics for both countries). IDP figure in South Sudan includes 155,200 people who are in an IDP-like situation.

**15** IDP figure in Sri Lanka includes a total of 40,600 individuals who were IDPs at Trincomalee, Ampara, Puttalam and other places until mid-2011. No updated statistics are available to UNHCR.

**16** Figures for refugees and asylum-seekers may include citizens of South Sudan (in absence of separate statistics for both countries). IDP figure in Sudan includes 77,300 people who are in an IDP-like situation.

**17** A limited number of countries record refugee and asylum statistics by country of birth rather than country of origin. This affects the number of refugees reported as originating from the United States of America.

**18** The 300,000 Vietnamese refugees are well integrated and in practice receive protection from the Government of China.

**19** According to the Government of Algeria, there are an estimated 165,000 Sahrawi refugees in the Tindouf camps.

**Source:** UNHCR/Governments.



© 2013 United Nations High Commissioner for Refugees  
All rights reserved. Reproductions and translations are  
authorized, provided UNHCR is acknowledged as the source.

For more information, please contact:

Field Information and Coordination Support Section  
Division of Programme Support and Management  
Case Postale 2500  
1211 Geneva, Switzerland  
[stats@unhcr.org](mailto:stats@unhcr.org)

This document along with further information on global  
displacement is available on UNHCR's statistics website:  
<http://www.unhcr.org/statistics>

**Cover photo:** Syrian refugees cross into Iraq at the Peshkhabour border crossing  
in Dohuk Governorate.

UNHCR / G. GUBAEVA

PRODUCED AND PRINTED BY UNHCR (19 DECEMBER 2013).

[www.unhcr.org](http://www.unhcr.org)





Conflict and violence have separated millions of refugees from their loved ones.

**1** family torn apart by war  
**is too many.**



UNHCR / S. Rich

**UNHCR**  
The UN Refugee Agency